



DEVELOPING A MODEL OF READING LITERACY LEARNING AT MADRASAH IBTIDAIYAH NEGERI III BONDOWOSO EAST JAVA (INDONESIA) AND KEBANGSAAN BUKIT ROKAN UTARA SCHOOL GEMENCHEH NEGERI SEMBILAN (MALAYSIA)

ABD. MUHITH I UMI FARIHAH I SAIHAN I MUHAMMAD FAIZAL BIN A. GANI

ABSTRACT

This research is categorized as developmental research which is conducted in order to design and develop a model of learning reading-literacy for lower grade at elementary school both in Indonesia (MIN III Bondowoso, East Java) and Malaysia (Kebangsaan Bukit Rokan Utara School, Negeri Sembilan). The process of developing the model based on ADDIE development procedure. This research consist of three phases which are need analysis phase, developing model phase, and evaluating the model. The data gotten from the principals, teachers at lower grade, and students at lower grade. In the need analysis process can be concluded that there are several construct must be consider in designing learning reading-literacy model. Those are 1). Learning objectives; 2). Instructional material; 3). Learning experience; 4). Learning strategy; 5). Learning literacy procedure; 6). Time allocation; 7). Monitoring; and 8). Learning resources. Those items then becoming the prior consideration in developing sub-items as part of designing learning reading-literacy model. In the designing phase, there consist of three part which are designing prototype I, prototype II, and prototype III. There were an additional items from 18 expert in prototype II toward prototype I. Those item consist of construct 1 which change from six items to 20 items; construct 2 which change from 5 items to 16 items; construct 3 which change from 3 items to 14 items; construct 4 which change from 8 items to 20 items; construct 5 which change from 2 items to 16 items; construct 6 which change from 3 items to 10 items; construct 7 which change from 1 items to 9 items; and construct 8 which change from 4 items to 9 items. While in designing prototype III, there were also several changes which change from 20 items to 19 items for construct 1; no changes for construct 2 until construct 8. There are distinction between Indonesia and Malaysia, and this is not significantly different. Those different is coming from the learning resource used in learning activities. Therefore, for this items, the developed model then divided into general resource which used same resource, Indonesian resource, and Malaysian resource (which cannot be specified). In the last phase, based on the SEM analysis, it can be seen that eight criteria used to assess the model's eligibility have been met. So it can be said that the model is acceptable, which means that the model is compatible with the data

Keywords: *Model of Reading-Literacy Learning, Reading Literacy Learning*

TABLE OF CONTENTS

CHAPTER 1	INTRODUCTION	PAGE
	A. Research Background.....	1
	B. Research Questions.....	6
	1. Model Need Analysis Phase.....	6
	2. Model Development Phase.....	6
	3. Model Validation Phase.....	7
	C. Research Objectives.....	7
	D. Significance.....	8
	E. Previous Relevant Studies.....	9
	F. Framework.....	11
	G. Blueprint of Research Report.....	20
CHAPTER II	LITERATURE STUDIES	
	A. Definition of Literacy.....	22
	B. Literacy Implications in Islamic Elementary School.....	25
	C. The Ralph Tyler of Objectives Model.....	31
CHAPTER III	RESEARCH METHODOLOGY	
	A. Type of Research.....	32
	B. Research Procedure.....	32
	C. Research Subject.....	35
	D. Data Type.....	35
	E. Data Analysis and Interpretation.....	35
CHAPTER IV	RESULT OF THE RESEARCH	

	A. Need Analysis Phase.....	51
	B. Designing and Developing Phase.....	79
	C. Validation and evaluation phase.....	149
CHAPTER V	CONCLUTION AND SUGESTION	
	A. Conclution.....	157
	B. Sugestion.....	158
REFERENCES.....		

TABLE LIST

Table 2.1	: Definition of Literacy from several International Organization	23
Table 3.1	: Guideline for Evaluating Indicators of model	36
Table 3.2	: The Scale of Fuzzy Delphy	39
Tabel 3.3	: Goodness of Fit Indexes	45
Table 4.1	: The Expert who Join to The Development of Learning Literacy Model	50
Table 4.2	: The Comparisson of Need Analysis from Indonesia and Malaysia	77
Table 4.3	: The change of Prototype II toward Prototype I by Cycle I	83
Table 4.4	: Revision, Comment and Additional Explanation of the Experts	88
Table 4.5	: The mode and mean of cycle II for Construct A	93
Tabel 4.6	: The mode and mean of cycle II for Construct B	94
Tabel 4.7	: The mode and mean of cycle II for Construct C	95
Tabel 4.8	: The mode and mean of cycle II for Construct D	95
Tabel 4.9	: The mode and mean of cycle II for Construct E	96
Tabel 4.10	: The mode and mean of cycle II for Construct F	97
Tabel 4.11	: The mode and mean of cycle II for Construct G	98
Tabel 4.12	: The mode and mean of cycle II for Construct H	98
Tabel 4.13	: The Fuzzy Analysis Result of Construct A	104
Tabel 4.14	: The Fuzzy Analysis Result of Construct B	105
Tabel 4.15	: The Fuzzy Analysis Result of Construct C	106
Tabel 4.16	: The Fuzzy Analysis Result of Construct D	106
Tabel 4.17	: The Fuzzy Analysis Result of Construct E	107
Tabel 4.18	: The Fuzzy Analysis Result of Construct F	108
Tabel 4.19	: The Fuzzy Analysis Result of Construct G	109

Tabel 4.20	: The Fuzzy Analysis Result of Construct H	110
Tabel 4.21	: The change of Prototype II toward Prototype I by Cycle I	118
Tabel 4.22	: Revision, Comment and Additional Explanation of the Experts	124
Tabel 4.23	: The Mode and Mean of Cycle II for Construct A	126
Tabel 4.24	: The Mode and Mean of Cycle II for Construct B	127
Tabel 4.25	: The Mode and Mean of Cycle II for Construct C	128
Tabel 4.26	: The Mode and Mean of Cycle II for Construct D	129
Tabel 4.27	: The Mode and Mean of Cycle II for Construct E	129
Tabel 4.28	: The Mode and Mean of Cycle II for Construct F	130
Tabel 4.29	: The Mode and Mean of Cycle II for Construct G	131
Tabel 4.30	: The Mode and Mean of Cycle II for Construct H	131
Tabel 4.31	: The Fuzzy Analysis Result of Construct A	138
Tabel 4.32	: The Fuzzy Analysis Result of Construct B	139
Tabel 4.33	: The Fuzzy Analysis Result of Construct C	139
Tabel 4.34	: The Fuzzy Analysis Result of Construct D	140
Tabel 4.35	: The Fuzzy Analysis Result of Construct E	141
Tabel 4.36	: The Fuzzy Analysis Result of Construct F	141
Tabel 4.37	: The Fuzzy Analysis Result of Construct G	142
Tabel 4.38	: The Fuzzy Analysis Result of Construct H	142

FIGURE LIST

Figure 1.1	: Open System Model by Katz and Kahn	12
Figure 1.2	: ADDIE Model by Michael Molenda	14
Figure 1.3	: The cycle of QUEST Model	19
Figure 1.4	: Conceptual Framework of Developing Learning Lietracy Model	20
Figure 3.1	: The flow chart of research procedure	35
Figure 4.1	: The flow of Designing and Developing phase	79
Figure 6.1	: Proposed Model of Reading Literacy Learning	151
Figure 6.2	: Full SEM for Modeling Reading Literacy Learning Models	154
Figure 6.3	: Full SEM of Reading Literacy Learning Proposal Model for High Classes	155

CHAPTER I

INTRODUCTION

A. Research Background

Nowadays, Peoples entering the era of technology and information which is characterized by unlimited competition, in all fields and various social levels. In this era, humans need carefulness, perseverance, honesty, responsibility and courage to face the risks of various actions and professions. The offer of increased resources to solve those challenges is always displayed in front of the eyes for those who have more ability, diligence and want to move forward (PTKI and Dirjen Pendid Kemenag RI, 2018).

However, Indonesia should face a fact that many educational graduates have not achieved minimal competence in the cognitive, affective and psychomotor domains yet. This can be traced and found in various paths, types and levels of education in this country in UU RI number 20 of 2003. There are still many outputs from public and Islamic elementary schools that are not yet fluent in literacy and numeracy as described below:

Reading literacy tests measure aspects of understanding, using, and reflecting on reading in writing form. In PIRLS 2011 International Results in Reading, Indonesia ranked 45th of 48 participating countries with a score of 428 from an average score of 500 (IEA, 2012). Meanwhile, the reading literacy test in PISA 2009 showed Indonesian students ranked 57th with a score of 396 (OECD average score of 493), while the PISA 2012 showed that Indonesian students were ranked 64th with a score of 396 (average score OECD 496) (OECD, 2013). There were 65 countries participated in the PISA 2009 and 2012. Based on PIRLS and PISA data, especially in reading comprehension skills, the competence of Indonesian students is categorized as low competence (Pangesti, 2016).

All the basics competence actually should have been completed after the student finish the grade I. In fact, not only the student can not complete the standard by Grade I, the most ironical situation is, the academic ability is also still not reaching the minimum standard even for high school graduates. This can be

evidenced in all high school, such as general high school, vocational school and Islamic high school outputs (Survey results of student writings at five public and private universities). Such incompleteness competence can be proven by the graduates from several schools, such as Islamic high school and even Islamic boarding school who lack of competence in the field of reading the Koran, writing Arabic, mastering Islamic religious theory as the writer examined them in entrance test in several universities (since 2003-2018).

In the International contest of reading literacy which has been carried out since 2001, found that:

Reading comprehension at elementary school level (grade IV) was tested by the International Association for Evaluation of Educational Achievement (IEA - the International Association for the Evaluation of Educational Achievement). International Reading Literacy Study (PIRLS) also conducted every five years (since 2001). In addition, PIRLS collaborated with the Trends in International Mathematics and Science Studies (TIMSS) to test students' mathematical and scientific abilities since 2011. At the secondary school level, (15 years old) students' reading comprehension (other than mathematics and science) is tested by the Organization for Economic Cooperation and Development (OECD) in the Program for International Student Assessment (PISA). Reading literacy test to measure several aspects such as understanding, using and reflecting the results of reading in writing form. In PIRLS 2011 International Results in Reading, Indonesia ranked 45th out of 48 participating countries with a score of 428 from an average score of 500 (IEA, 2012). Meanwhile, the reading literacy test in PISA 2009 showed Indonesian students ranked 57th with a score of 396 (OECD average score of 493), while the PISA 2012 showed that Indonesian students were ranked 64th with a score of 396 (average score OECD 496) (OECD, 2013). A total of 65 countries participated in the PISA 2009 and 2012. Based on PIRLS and PISA data, especially in reading comprehension skills, show that the competence of Indonesian students is categorized as low competence. PISA 2009 showed Indonesian students ranked 57th with a score of 396 (OECD average score of 493), while PISA 2012 showed Indonesian students ranked 64th with a score of 396 (OECD 496 average score) (OECD, 2013). From these two results it can be said that the educational practices carried out in schools have not shown the function of the school as a learning organization that seeks to make all citizens become literate skilled to support them as lifelong learners (Dewi, 2016).

The condition in Indonesia compared to Malaysia is also not much different, Malaysian reading habits have been given 53rd rank. This position is the same as developing countries such as Albania (54), Panama (55), Indonesia (60) and

Botswana (61). Among the reasons for the above scenario, the illiteracy stage among children is high. In detail, research conducted by Malaysian researchers found that the results reported above is true. For example, a research by the Malaysian National Literacy Survey has averaged Malaysian children reading only two pages a year (Survey, 1982). Fourteen years later a research carried out by the same agency found the addition of the number of books read by Malaysian children has increased to two books a year. However, reading is not a daily activity of Malaysian children that can be associated with attitudes and interests (Survey, 1996).

Furthermore, a research carried out in 2016 by the Ministry of Arts, Culture and Heritage by involving 60,441 research participants of children under the age of 10. The study found no additional number of books read by Malaysian young children. On average, they still read two books a year. Several reasons given by children about this condition, 60.4 % stated that reading was not an interesting activity, other reason is no free time to read (15.2%), no interest in reading (13.5%) and others including illiteracy (10.9%) Whereas, the types of reading material they liked were newspapers (77.4%), magazines (3%) and books (3%) elements of entertainment and comics (1.6%).

Refer to a research conducted among young people at the Institute for Progress of Land Partnership (FELDA), by Siti Sukainah Che Mat and Melor Md.Yunus (2014: 1-8), it has found that the literacy of research participants is in a simple stage. Research conducted among 20 children under age 10 years old also found that internal environmental factor such as children's attitudes and interests and the external environment such as the school climate, for example, the seriousness of teachers to teach, greatly affected the children's literacy stage. Meanwhile, research by Rahimah Abd. Wahab, Mohd Sahar Sawiran, Fozilah Abd Hamid and Hamidah Ayub regarding the level of illiteracy of FELDA children is rather high (Rohimah dkk, 2017). Research conducted on 25 students of national school FELDA found that the outside factors of school such as parents and peers greatly affected the percentage of illiteracy in FELDA. The background of low parental education causes them to have a low response to the interests of

their children's education, which then become a major contributor factor to illiteracy in FELDA. Likewise, with the views of Saedah Siraj, Zaharah Hussin, Melati Sumari, Habib Mat Som and Kamaliah Siraj that most research on subjects in the interior region is more to know the status of a phenomenon than the strategy of solving the phenomenon (Saedah, dkk, 2010).

The students' failure to achieve minimum competence or low achievement can be assumed coming from various limitations such as human resource competencies, availability of facilities, crisis of exemplary and low appreciation from various parties on the profession, contributions and achievements. The limited resources can be seen from the teacher competency test in each subject. This indication has been proven by the teacher's writing on the Qur'anic literacy training for Islamic religious education teachers in one of the regencies. Based on that training, it was found that still more than fifty percent of eighty teachers have not good writing skill and not in accordance with the rules of writing. In addition, the follow-up of the training finding is still unknown and so as the ability of the teacher. However, there have no courage from the related parties to conduct the Qur'anic literacy for educators and education personnel through the Qur'anic reading and writing competition for supervisors, principals of public or Islamic school, teachers and education personnel, as a marriage sermon reading competition which has been done for the head of the Religious Affairs Office among Bondowoso Regency (Kemenag, 2012). The low competency of these resources is caused by lack of the ability to diligently doing the reading literacy.

The low appreciation of the teaching profession can we see from the welfare that they receive is still far below other professions, the contribution of the education sector is still lower than the appreciation of other fields , such as economics, politics and so on. The award for educational achievement is far lower compared to the achievements of artists. Teachers, principals and school supervisors' prizes and award is much lower than the awards given to "dangdut" contest winners. Taken for an example of Lesti who was educated and took part in a "dangdut" contest, then she won first place and immediately got a hundred million cash, a house and other facilities, while the teachers, principals and school

supervisors only got ten million, some were even up to a year, because it's too late in submitting budget disbursement.

Based on the observation conducted on 21st April 2019, the researchers found out that reading literacy learning that has been implemented in the Madrasah Ibtidaiyah Negeri III Bondowoso does not meet the expectation of the teachers and learners for the following reasons: *first*, the reading literacy learning program carried out by the Madrasah Ibtidaiyah Negeri III Bondowoso did not follow the procedure of designing a model of reading literacy program because it just follows the program of The National Government. *Second*, this school does not have a guideline or syllabus of reading literacy learning program that appropriate with the school environment. *Third*, even though this program has been carried out for about 9 years, this program does not have a brief explanation about the learning objectives, compatible strategies, appropriate materials, monitoring and learning outcomes. *Fourth*, the learning resources used are from the compulsory subject such as RPAL. *Fifth*, this program does not involve three parts of determining learning objective; they are society, teachers, and learners.

From the description above, the research submitted a research application on a prototype model of reading literacy learning at Madrasah Ibtidaiyah Negeri III of Bondowoso, because this Islamic school has been carried out reading culture learning since 2010 and had been presented as part of the character of the school at the national level. However, this school does not have a guideline of implementing reading literacy learning program that covers learning objective. Another school focused in this research is Kebangsaan Bukit Rokan Utara School, Gemencheh, Negeri Sembilan (Malaysia). This school is chosen because at that school the ability to read is very low. For this reason, the researchers intend to conduct research on developing a model of reading literacy learning at the Madrasah Ibtidaiyah Negeri III of Bondowoso East Java (Indonesia) and Kebangsaan Bukit Rokan Utara School, Gemencheh, Negeri Sembilan (Malaysia)". This research is expected to be able to give a prototype model of reading literacy learning for both schools as well as to cope with the problems in conjunction with reading literacy learning.

B. Research Questions

Based on the research background above, the question of this research are consist of three types based on the development process, those are:

1. Model Need Analysis Phase

- a. How is the needs of developing model for reading literacy learning at state Madrasah Ibtidaiyah Negeri III of Bondowoso East Java (Indonesia) and Kebangsaan Bukit Rokan Utara School, Gemencheh, Negeri Sembilan (Malaysia)?
- b. What are the needs of elementary school students in doing reading literacy learning at Madrasah Ibtidaiyah Negeri III of Bondowoso East Java (Indonesia) and Kebangsaan Bukit Rokan Utara School, Gemencheh, Negeri Sembilan (Malaysia)?
- c. What are issues in prototyping the model for reading literacy learning at Madrasah Ibtidaiyah Negeri III of Bondowoso East Java (Indonesia) and Kebangsaan Bukit Rokan Utara School, Gemencheh, Negeri Sembilan (Malaysia)?

2. Model Development Phase

- a. How is the design in developing model for reading literacy learning at Madrasah Ibtidaiyah Negeri III of Bondowoso East Java (Indonesia) and Kebangsaan Bukit Rokan Utara School, Gemencheh, Negeri Sembilan (Malaysia)?
- b. What is a main dimension of a model for reading literacy learning at Madrasah Ibtidaiyah Negeri III of Bondowoso East Java (Indonesia) and Kebangsaan Bukit Rokan Utara School, Gemencheh, Negeri Sembilan (Malaysia)?
- c. What are strategies employed to perform great model of literacy learning materials at Madrasah Ibtidaiyah Negeri III of Bondowoso East Java (Indonesia) and Kebangsaan Bukit Rokan Utara School, Gemencheh, Negeri Sembilan (Malaysia)?

3. Model Validation Phase

How is the evaluation of developed model for reading literacy learning at Madrasah Ibtidaiyah Negeri III of Bondowoso East Java, Indonesia and Kebangsaan Bukit Rokan Utara School, Gemencheh, Negeri Sembilan, Malaysia?

C. Research Objectives

Based on the research questions above, the aims of this research is developing and designing for reading literacy learning at Madrasah Ibtidaiyah Negeri III of Bondowoso East Java, Indonesia and Kebangsaan Bukit Rokan Utara School, Gemencheh, Negeri Sembilan Malaysia based on the experts judgement.:

For the specific purposes, those are:

1. Model Need Analysis Phase

- a. Describe the needs of developing model for reading literacy learning at Madrasah Ibtidaiyah Negeri III of Bondowoso East Java, Indonesia and Kebangsaan Bukit Rokan Utara School, Gemencheh, Negeri Sembilan Malaysia.
- b. Identify the needs of elementary school students in doing reading literacy learning at Madrasah Ibtidaiyah Negeri III of Bondowoso East Java, Indonesia and Kebangsaan Bukit Rokan Utara School, Gemencheh, Negeri Sembilan Malaysia.
- c. Describe the issues in prototyping the model for reading literacy learning at Madrasah Ibtidaiyah Negeri III of Bondowoso East Java, Indonesia and Kebangsaan Bukit Rokan Utara School, Gemencheh, Negeri Sembilan Malaysia.

2. Model Development Phase

- a. Design and develop a model for reading literacy learning at Madrasah Ibtidaiyah Negeri III of Bondowoso East Java, Indonesia and Kebangsaan Bukit Rokan Utara School, Gemencheh, Negeri Sembilan Malaysia.

- b. Design a main dimension of a model for reading literacy learning at Madrasah Ibtidaiyah Negeri III of Bondowoso East Java, Indonesia and Kebangsaan Bukit Rokan Utara School, Gemencheh, Negeri Sembilan Malaysia.
- c. Develop strategies employed to perform great model of reading literacy learning at Madrasah Ibtidaiyah Negeri III of Bondowoso East Java, Indonesia and Kebangsaan Bukit Rokan Utara School, Gemencheh, Negeri Sembilan Malaysia.

3. Model Validation Phase

Evaluate the developed model for reading literacy learning at Madrasah Ibtidaiyah Negeri III of Bondowoso East Java, Indonesia and Kebangsaan Bukit Rokan Utara School, Gemencheh, Negeri Sembilan Malaysia.

D. Significance

In relation with the research questions and research objectives of this study, the final product of this research is a model of reading literacy learning for the students of the Madrasah Ibtidaiyah Negeri III of Bondowoso East Java, Indonesia and Kebangsaan Bukit Rokan Utara School, Gemencheh, Negeri Sembilan (Malaysia) accompanied with the guideline for users. They cover various kinds of text type, reading strategies, and stages of presenting literacy learning materials

Therefore, this research is expected to be useful in increasing scientific discourse, especially those related to literacy learning in Islamic elementary schools and general elementary schools. The benefits of research from this research are:

1. Theoretical Benefits

This research can enrich scientific discourse about literacy learning in Islamic elementary schools and general elementary schools. In this study, theoretically explained about reading literacy learning at Madrasah Ibtidaiyah Negeri III of Bondowoso East Java, Indonesia and Kebangsaan Bukit Rokan Utara School, Gemencheh, Negeri Sembilan (Malaysia) from Yunus Abidin about literacy.

2. Practical Benefits

Practically this research is useful for:

- a. Islamic elementary schools and primary schools, the findings of this study can be used as a basis for literacy learning policy. Thus, this research can be used as a reference for teachers in Islamic elementary schools and general elementary schools to strengthen and develop excellence.
- b. The Ministry of Religious affairs and The Ministry of National Education as constructive input on literacy learning in Islamic elementary schools and general elementary schools.
- c. The State Islamic Institute of Jember and the University of Malaya as a source of scientific studies on developing literacy learning materials in Islamic elementary schools and general elementary schools.
- d. Other researchers can be used as a source of constructive inspiration or follow up on subsequent research by examining different contexts as well as with different research sites.

E. Previous Relevant Studies

The Development of Literacy-based Teaching Materials Characterized by Quantum Teaching to Optimize Effective and Productive Learning (2017). This study aims to produce teaching materials that support the implementation of School Literacy Movement Program to improve the effectiveness and productivity of thematic learning in fourth grade of elementary school students. The product of the developed teaching materials is designed with the literacy as the substance and the framework of TANDUR on Quantum Teaching as its presentation systematic. The research and development method used by Dick & Carey model. The results of the development stage were found: (a) the less effective and productive causes of the fourth-grade students' learning, and (b) the need for literacy-based teaching materials and are characterized by relevant Quantum Teaching. At the development stage generated literature-based thematic students book is characterized by Quantum Teaching and teacher's manual that has been tested feasibility.

Multimedia in Literacy Development in Remote Area based School. This study aims at designing multimedia-based literacy learning model and PAIKEM (Active, Innovative, Creative, Effective, Fun) approach in a remote area of West Java. This research used Research Development approach in two schools within the remote area in Subang and Bandung District Barat. The result of this research showed that teachers in remote areas of West Java require training materials and methods based on PAIKEM literacy and the use of computers for learning media. Computer media used for the training of making a power point and Camtasia studio.

School Literacy Movement Program in Developing Reading Enthusiasm for Students in SDN Kuripan Lor 01 Kota Pekalongan. The aim is to know how the School Literacy Movement program improves the interest in reading on the students of SDN Kuripan Lor 01 Kota Pekalongan. This research occupies qualitative research design and descriptive research type along with case study approach. The writer chooses purposive sampling as the techniques of selecting informants for this study. There are six informants: Headmaster, Head of School Literacy Team, Teacher, Librarian, and Student of SDN Kuripan Lor 01 Kota Pekalongan. For collecting the data, the writer applied observation, interviews, and documentations. Based on the result of data analysis in interview session of School Literacy Program at SDN Kuripan Lor 01 Kota Pekalongan, they implemented the three stages of reading development, namely habituation stage, development stage and learning stage. For the stage of habituation, the students are given 15 minutes to read any books before the class begins then arrange their surrounds in a literacy way. On the development stage, the students are motivated through Friday Language. The last is learning phase focused on the utilization of enrichment book in Bahasa Indonesia which is accompanied by writing assignment.

The Implementation of School Literacy Program in Bhayangkara Elementary School Yogyakarta (2018). This research aims at describing the implementation of school literacy program in Bhayangkara Elementary School Yogyakarta. This research was a descriptive research. The subject of this research were students,

teachers, the librarian, and the headmaster of Bhayangkara Elementary School. The technique of data collection used observation, interview, and documentation. The data checking technique used technique and source triangulation. The data analyze technique used a descriptive qualitative analyze. The result of this research shows that Bhayangkara Elementary School has been implemented of school literacy program in three steps. 1) the habituation steps, there was a literacy book, reading activity 15 minutes in everyday, the physics school area, where rich of literacy like library and reading corner, and then school had a literate ecosystem. 2) the development step, there were various collection of enrichment books, activities respond to readings, and activities that appreciate the achievement of literacy. 3) the learning step, there were were activities respond to readings, student portfolio which used to academic assesment, and various reading strategy to improved student's understanding.

Character Education of Delight in Reading by Literacy Program in the Elementary School of Golo Yogyakarta (2018). This research aims at describing character education of delight in reading by literacy program in the Elementary School of Golo Yogyakarta. This research used the techniques data analysis of Miles & Huberman. The subjects of this research were principals, teachers, the library guard who manager of literacy, and students. Methods of data collection were obtained through interviews, observation, and documentation. The data checking techniques used source and techniques triangulation. The results show that character education of delight in reading by literacy program in the Elementary School of Golo Yogyakarta is implement through habituation, building, and lesson step. The habituation is reading activity 15 minutes before the lesson. And build the physics school area, where rich of literacy. Building step that us is reading 15 minutes before the lesson with a claim non academic and develop the student's literacy ability with various kind of reading. lesson step that reading before the lesson the claim's and lesson process that have a base literacy appropriate with curriculum 2013.

F. Framework

1. Theoretical Framework

There are some theory related to this research, those are

Open System by Katz and Kahn

The Open System Model was originally pioneered by Katz and Kahn in 1966. However, this theory was expanded by other researchers and became known as the Input-Process-Output (IPO) Model. Initially, an IPO model was developed to understand social and psychological issues related to organizational management (Katz & Kahn, 1966; 1978). Today, the model has expanded beyond other fields. For example, Kovach and Cathcart (1999) have adopted the model in a comprehensive human resource information system (HRIS) to support long-term human resource planning.

Next, justify the IPO model selection by the researcher as it can provide general guidance on the new model formation procedure. This statement is in line with Abdul Shukor Abdullah's (2004) opinion that the IPO model provides a clear general structure in the production of a new model or system. Thus, Figure 1 shows the Open System Model by Katz and Kahn.

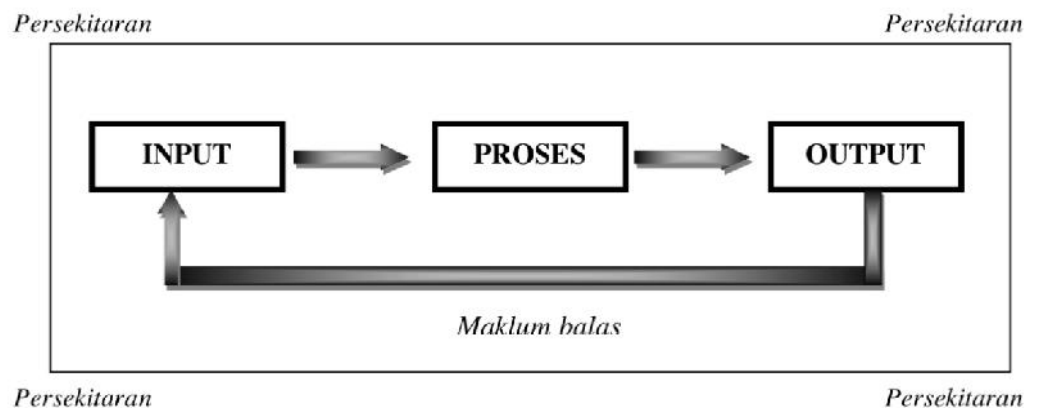


Figure 1.1 Source. Organizational Management: Thoughts and Theory, Abdullah Shukor (2004), page 288

Based on Figure 1, the entire management system contains a cycle of events that are: (a) the system acquiring inputs from the environment, (b) the system processing inputs to change from the original, and (c) the system outputting output to the environment. According to Katz and Kahn (1966;

1978) conceptually, input is the data provided by external entities derived from the organizational environment. Thus, inputs in the form of 'raw materials' or existing data are obtained in a number of ways and are brought into the system. Subsequently, the input is transmitted through the 'process' variable.

Meanwhile, process variables are an important element of a system (Abdul Shukor Abdullah, 2004). Further, the process will accept inputs into the system and generate various types of operations. In short, something that goes into the system is input and something that causes change is a process. Whereas, what is produced is output (Armstrong, 2000). Therefore, based on the needs of the researcher, the theory of Katz and Kahn Open System was adopted as the basis of the conceptual framework of this study. In particular this theory is able to provide a simple, clear and systematic guide to the research framework. Thus, Katz and Kahn Open Systems provide a series of systematic processes through input, process and output elements. In this regard, Dass (2010) argues that the Katz and Kahn Open Systems represent the flow of information or data through a series of tasks based on the right set of rules or decision points.

ADDIE Model by Michael Molenda

The ADDIE model was originally a model for designing US military training programs in the mid-1960s. Thus, to expand its use, the procedure in the ADDIE model was introduced by Michael Molenda in 2003 (Molenda, 2003). Today, such models are frequently adopted by the creators of training and teaching programs to solve various problems in education (Strickland, 2006).

Justification of the selection of ADDIE models by researchers as the model procedure shows a systematic, complete and directed flow to assist in the production of a new model. In this regard, Kruse (2006) argues that the ADDIE model is a set of systematic, dynamic and flexible procedures for the purpose of achieving vision and mission. This opinion was also agreed by Khairuddin Nisa (2008) who described the use of the ADDIE model as

having many benefits due to the robust and interdependent procedures at each stage of the study. Further, Figure 2 shows the ADDIE (2003) model used by researchers to design and develop a best practice profile for the of Indonesian and Malaysian leisure reading habits.

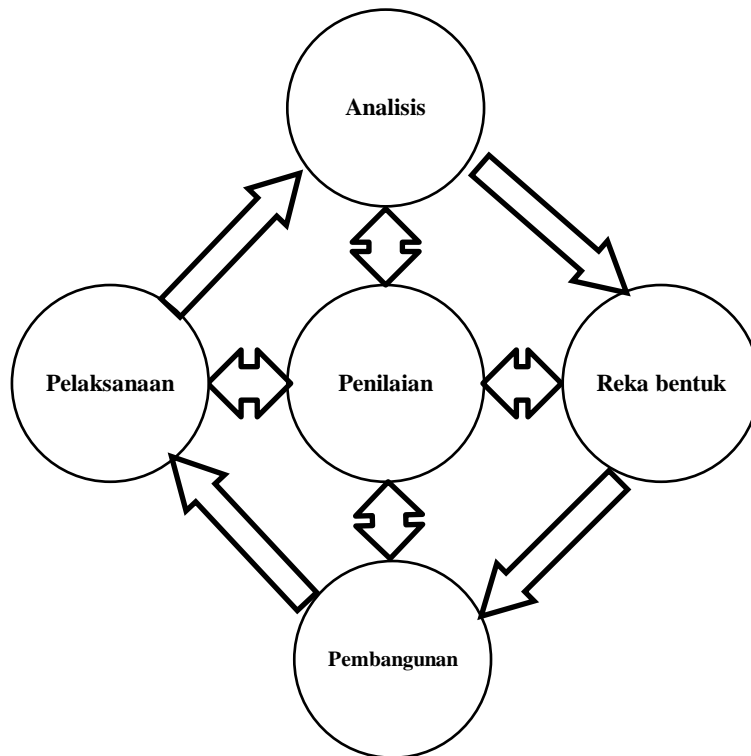


Figure 1.2. ADDIE Model by Michael Molenda

Based on Figure 2, the ADDIE model has five main stages namely (a) needs analysis, (b) design, (c) development, (d) implementation and (e) evaluation. However, for the purposes of this study the researcher used only three components of the ADDIE model namely the analysis stage, design stage and evaluation stage. At the analytical level, the ADDIE model proposes a form of needs assessment if an organization intends to implement a process for improvement in a given practice. Further, the information from this study needs to be resolved by determining whether there is a need for the construction of a model or not. In this regard, Muhammad Faizal A. Ghani (2007) argues that the views of stakeholders or stakeholders should be taken into account in solving the phenomenon.

Cozby (2011) also argues that the analysis stage involves the collection of various information to build a comprehensive understanding of the need to carry out a study to solve problems.

Meanwhile, Bernardin (2010) and Faizah Yunus (2003) suggest three forms of analysis for obtaining accurate information; (i) organizational analysis, (ii) task analysis, and (iii) individual analysis. Therefore, for the purpose of this study, the analysis stage needs to include a survey of teachers to identify the requirements for implementing policies on the development of teacher professionalism, implementation guidelines and requirements for using the MPPPGM model.

Furthermore, at the design level, the ADDIE model can give you an accurate idea of the model's production. According to Muhammad Faizal A.Ghani (2007) the design stage is able to give a clear picture of the model structure to be produced. In this regard, Hsu and Sandford (2007) argue that the design stage involves a systematic profile-building process based on the findings at the needs analysis stage. Therefore, in designing a profile of best practices for the effectiveness of the reading habits of Malaysian students, a high degree of consensus among experts is a priority.

Furthermore, the ADDIE model proposes an evaluation process at each phase. This process is important to ensure a high level of validity and reliability for each model item and component produced. Therefore, through this evaluation process the researcher has the opportunity to test the benefits of a prototype-based profile and evaluate its suitability from a practical standpoint.

Wide-range Review in Literacy by Gunn-Wyatt Smith

Gunn and Wyatt-Smith present a wide-ranging review of literature that may assist readers to obtain an overview of research in the three domains of literacy, numeracy and learning difficulties. They consider the ways in which these domains are defined and the various theoretical frameworks that have been influential on research in each. They also examine the accounts of effective provision across the domains, drawing

attention to generic considerations. These include instructional approaches, transition and continuity across phases of schooling, time allocation, leadership, student motivation, monitoring and assessment, classroom talk, new technologies, community partnership, student diversity and teacher education. Sourced predominantly from the literacy domain, the notion of three waves of provision (classroom instruction, early interventions and long-term support) has been influential in the field. A main issue associated with these three waves is the allocation of resources among them. Gunn and Wyatt-Smith note the resourcing challenges of providing continuing student support, of maximizing time for learning,

Literacy as Social Practice by Wearmouth and Berryman

Wearmouth and Berryman (2005) consider literacy as a social practice and provide an account of how parents, families and the community can assist literacy learning. They adopt an interactive model of reading and situate the student learner in a social context in which culture is powerful, but not necessarily aligned with the classroom view of being literate. Using New Zealand and the United Kingdom experiences, they show how parental involvement can take many forms and that power may be located differently in these models. Wearmouth and Berryman delineate the implications for teachers' professional development, especially where teachers belong to social communities different from those of the families in the school. The authors report that most teachers appreciated the value of families and communities participating in school-sanctioned literacy activities such as story reading, though they still needed support in encouraging this in sensitive ways. A limitation, however, is that many teachers have little idea of how community practices can be incorporated into school teaching and learning situations of improving teaching competence and maximizing student engagement. Further, they highlight the pedagogical change needed for teachers to be able to incorporate new technologies in effective classroom interventions.

Poplin (1995: 392-398) explains some differences in the terms used to describe this paradigm, emphasizing that constructivism comes from a largely cognitive orientation drawing on a Piagetian framework. While social constructivism emphasizes the role that sociocultural contexts play in the construction of meaning drawing on Vygotsky's (1978) theories. Recently there has been increasing attention to the sociopolitical and sociocultural analysis of the field.

Cognitive Approach Theory by Vygotski and Piaget

Munro (2003: 327-336) adopts a meta cognitive approach to supporting how readers comprehend. He describes studies that involve the explicit teaching of comprehending strategies and looks at the problems in understanding text experienced by students who have progressed beyond the early oral reading of narrative that is the focus of Schwartz and Gallant (2019, 1-19). Munro shares their attention to the mental activities of children as they are reading (such as paraphrasing, visualizing and predicting). He also considers how struggling students can be helped to use better comprehending strategies within mixed-ability classes, and goes on to recognize that effective instruction will need to support transfer of successful strategies to independent reading. Further, Munro recognizes that teachers of students in the middle years often overlook the extent of students' difficulties with decoding text, and may fail to implement appropriate intervention in parallel with comprehension instruction.

In response to some concern about the behavioral perspective, particularly in terms of generalization and maintenance of skills, a number of cognitive theorists believed that children who has problem with literacy, when presented with some academic tasks, did not think or attempt to use their cognitive processes in planning, carrying out or monitoring their own progress (Jacobs & Paris, 1987; Wong, 1986: 255-278), nor did they self-instruct with the same frequency and degree of accuracy as other children. These approaches focused on the research conceptualization of meta cognition (thinking about thinking), which suggests that children need to

think and plan out their thinking and their learning activities in order to complete a complex educational task (Bender, 2004).

Vygotskian approach to learning and teaching is the notion of ‘zone of proximal development’. The zone of proximal development (ZPD) can be interpreted from different but interrelated viewpoints. The ZPD is usually characterized as the distance between a student’s actual ability, exhibited when working alone, and the student’s potential ability, shown when working with a more-experienced other. However, authors such as Valsiner (1997) and Gutiérrez (2008) provide a more dynamic characterization of the ZPD that emphasizes the collective nature of learning where issues on the social plane, such as independence–dependence, leading–following, autonomy–compliance, are negotiated by participants, and where learning outcomes, both social.

Developmental-psychology Theory by Schwartz and Gallant

Schwartz and Gallant work within a framework of developmental psychology, drawing heavily on the work of Marie Clay (2001). They argue that children who find early narrative reading difficult need to heighten their monitoring of success. They cast the problem of assisting such children as entailing more-than-better instruction. Specifically, they focus on children’s own problem-solving as they gain fluency and accuracy. The authors claim that the central task is to help children cope with the complexities of reading, and argue that individual help from teachers, such as provided within the Reading Recovery service, is essential for a substantial minority of 5–6-year old. Rather than seeing word recognition and reading comprehension as alternative emphases in the early years, they regard both as crucial and constantly changing elements in the developing skills of children, and explain many failures as consequences of insufficiently sensitive observation (and consequent intervention) by teachers. Schwartz and Gallant suggest that struggling readers need to be helped to develop their own self-improvement systems,

and teachers can use modelling and searching supportive questioning to prevent these children from ‘learning to be learning disabled

For school students (and their teachers), one of the best-researched approaches is the QUEST model of Internet inquiry (Eagleton & Dobler, 2006). As the authors explain, the QUEST model (see Fig. 5.4) was based on a great deal of classroom trialing. The five stages of the QUEST model are complex and each one is treated at chapter length. Each stage is also a concept well-understood within developmental psychology as linking to deep processing and a potentially rich set of learning potentials:

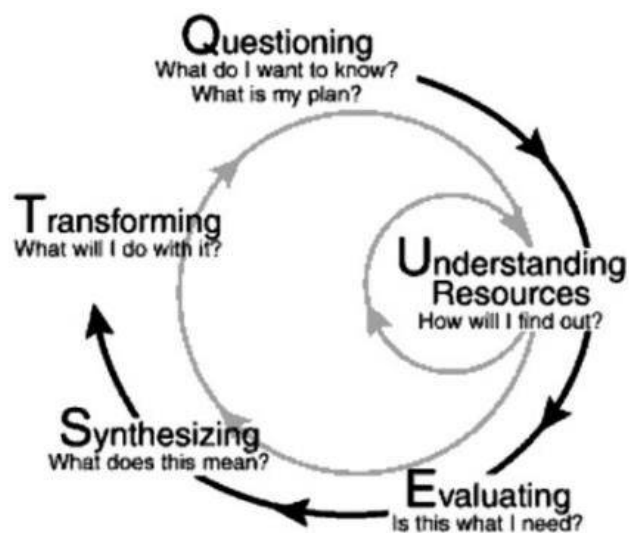


Figure 1.3. The cycle of QUEST Model

2. Conceptual Framework

This research actually based on *Open System Model* oleh Katz and Kahn and *ADDIE* development method by Molenda. Besides, there are several basic theories which is used at the basic of literacy learning such as literacy as social practice by Wearmouth and Berryman, theory cognitive for learning literacy by Vygotski and Piaget, and theory of psychology development by Schwartz and Gallant. Therefore, researcher develop a conceptual framework as the figure 1.4 below:

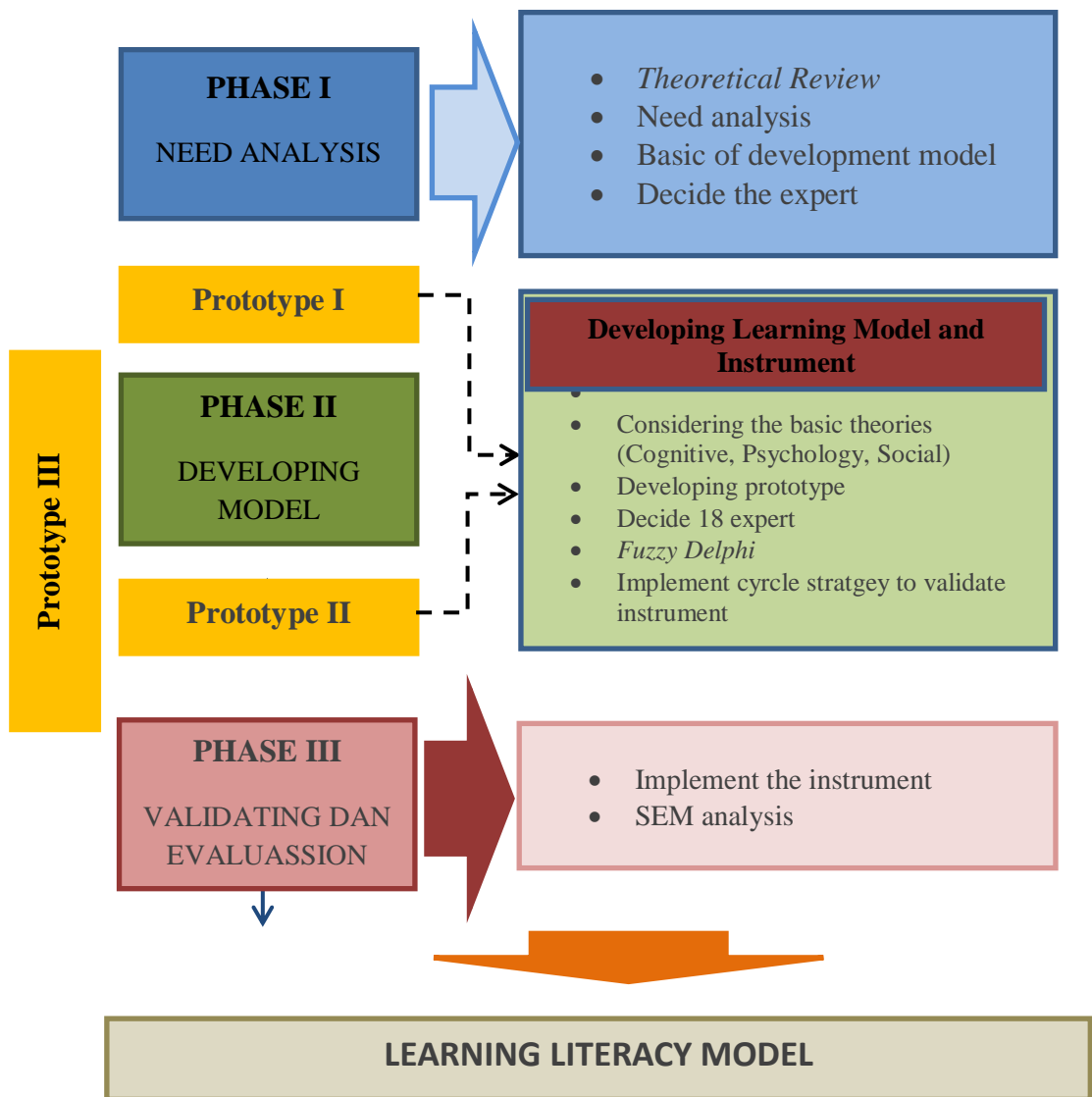


Figure 1.4. Conceptual Framework of Developing Learning Lietracy Model

G. Blueprint of Research Report

To know the outline of the research report, then researcher develop the blueprint to draw the rseacrh content. Those are:

Chapter I is Introduction which consist of background, research question, the objectives of the research, significance, related research, theoretic and conceptual

framework, research method and data analysis technique, and the blueprint of the research report. Chapter II consist of theoretical review and contextualization of theory with the research. Chapter III divided in to the gathering data, result and discussion. The last chapter, Chapter IV, is closing which consist of conclusion and suggestion.

CHAPTER II

LITERATURE STUDIES

A. Definition of Literacy

Literacy has traditionally been interpreted as the ability to read and write. According to this opinion, someone being called literate is those who can read and write or are free from illiteracy. After some time, the term literacy experienced a development in accordance with the passage of time so that it penetrated into various fields. Delgadova explain that definition of reading literacy based on PISA was about understanding, using and reflecting on written texts, achieving one's goals, to develop one's knowledge and potential, and to participate in society. Then, in 2009 definition of reading, continued for 2012 and 2015, adds engagement in reading as an integral part of reading literacy: Reading literacy is understanding, using, reflecting on and engaging with written texts, in order to achieve one's goals, to develop one's knowledge and potential, and to participate in society. Therefore, to professional, technical and other academic competences, reading literacy ranks among the key competences. It is the core academic competence for processing the information gained, innovating it and consequently creating new knowledge. The definition of reading literacy changes to reflect changes in society, the economy, culture and education. It cannot be regarded as a simple skill of reading, decoding and comprehension. The current perception of reading literacy involves understanding of not only explicit but also implicit meanings of the read text (Elena, 2014). In addition, this term also explain by UNESCO that literacy is the ability to identify, understand, interpret, create, communicate and compute, using printed and written materials associated with varying contexts. Literacy involves a continuum of learning in enabling individuals to achieve their goals, to develop their knowledge and potential, and to participate fully in their community and wider society. Hence, literacy is not about reading, writing, listening, or speaking merely. There is also skill and competencies relate to this. Moreover, UNESCO explain that actually there are three key features at those definition, those are 1). literacy is about the uses people make of it as a means of communication and expression, through a

variety of media; 2). Literacy is plural, being practiced in particular contexts for particular purposes and using specific languages; and 3). Literacy involves a continuum of learning measured at different proficient levels (Silvia, 2018).

For more specific, literacy also defined by several international organization. Those can be seen in the table 2.1 below:

Table 2.1 Definition of Literacy from several International Organization

International Organization	Defining Literacy	Note
<i>European Literacy Policy Network: European Declaration of the Right to Literacy</i>	Literacy refers to the ability to read and write at a level whereby individuals can effectively understand and use written communication in all media (print or electronic), including digital literacy.	A multi-layered definition of literacy, from baseline literacy to functional and multiple literacy.
<i>OECD: Survey of Adult Skills (PIAAC)</i>	Literacy is understanding, evaluating, using and engaging with written text to participate in the society, to achieve one's goals and to develop one's knowledge and potential. environments	It measures adults' proficiency in key information-processing skills-literacy, numeracy and problem solving in technology-rich
<i>World Bank: Skills Towards Employ ability and Productivity (STEP)</i>	Cognitive skills are defined as the “ability to understand complex ideas, to adapt effectively to the environment, to learn from experience, to engage in various forms of reasoning, to overcome obstacles by taking thought” 1	1). It assess the skills (cognitive, technical, and non-cognitive) of adults in urban areas. 2). The scales of the test are the same as those used in the <i>PIAAC</i> .

Additionally, definition of literacy in the context of School Literacy Movement is the ability to access, understand, and use things intelligently

through various activities, including reading, seeing, listening, writing, and or speaking (Dewi, 2016).

Meanwhile, the development of meaning is influenced by several things, including :

- a. The use of the term literacy in a broad sense;
- b. Development of information and technology;
- c. Change in analogy
- d. Concept development between generations (Yunus, 2017).

Furthermore, the concept of literacy according Yunus (2017) to its development period can be understood as follows:

a. Early development period

Literacy in the future is the ability to use picture language in rich and diverse forms to read, write, listen, speak, see, present, and critically think about various ideas.

b. Second development period

Literacy at this time is a social and cultural practice in the form of cultural and habitual beliefs. In this view, experts interpret literacy by connecting to the world context, which is emphasized in the process of developing student literacy and the approach used to understand several academic fields.

c. Third development period

In this era, the notion of literacy is the ability to use information technology to read and write on the internet through multimedia modalities that require a variety of methods when interacting with text.

d. Fourth development period

In this fourth development, literacy is considered as social construction and not neutral, meaning that all texts read by students have been positioned by the author in accordance with their position which includes beliefs, values, social-culture and experience.

e. The fifth development period

The concept of literacy in the fifth generation is known as the concept of multiliteration, namely the ability to be able to use several ways to express and obtain understanding about various ideas and information in the form of conventional texts and innovated texts, symbols and multimedia.

Reading literacy learning is then reinforced by the School Literacy Movement (GLS) which refers to the nine priority agendas (NAWACITA), while the following are the following:

GLS is developed based on nine priority agendas (Nawacita) related to the tasks and functions of the Ministry of Education and Culture, especially Nawacita number 5, 6, 8, and 9. Nawacita points that are intended are (5) improving the quality of human life and Indonesian society; (6) increasing people's productivity and competitiveness in international markets so that the Indonesian people can advance and rise with other Asian nations; (8) revolutionizing the character of the nation; (9) strengthen diversity and strengthen Indonesian social restoration. The four points of Nawacita are closely related to the literacy component as a capital for the formation of quality, productive human resources. Guidance on School Literacy Movement in elementary Schools with competitive, character and nationalism.(Dewi, 2016).

B. Literacy Implications in Islamic Elementary School

The 21st century offers education promises a variety of learning approaches, which is believed to be effective in contributing to the development of students' competencies, both in the realm of knowledge, attitude and skills. Among these, learning approaches is an integrative approach. This approach was first applied to lower class in elementary schools, but the positive impact of the approach was felt very dominant, then its became a trend and deserved to be an alternative learning approach, so it was recommended to be applied at all levels in basic education, which is developed in interdisciplinary learning. Then integrative learning is innovated in several contexts, one of which is the concept of literacy, because the reality of multiliteration is a combination of several disciplines with the concept of literacy (Yunus, 2017: 66).

Forgaty (1991) in (Yunus, 2017: 66) said integrative learning is type of learning that combines curriculum in various forms of learning material

integration, which is integration of learning experience and the integration of skills, themes, concepts, and topics across disciplines.

The implementation of Islamic elementary school literacy is strengthened by GLS, which is an overall effort to make schools a learning organization whose citizens are literate throughout their lives through public involvement (Dewi, 2016: 2). Literacy in the Islamic elementary school begins with literacy and numeracy abbreviated as “*calistung*”. Literacy can be described as follows:

a. Reading Literacy Concept

The concept of reading literacy is an effort to understand, use, reflect, and involve themselves in various texts to achieve the intended purpose. While the purpose of reading literacy is to develop knowledge and potential, and participation in society based on the understanding of the text read in its entirety. In other words, reading activity is an activity to build the meaning of information that is read in real life that is understood in its entirety (Yunus, 2017: 265). In reading, three standard components are needed which must be considered:

b. The Purpose of Literacy

Literacy has the following objectives:

1) General objective

Developing students' character through the culture of school literacy which is done in the School Literacy Movement, so that they become lifelong learners.

2) Special Objectives

- a) Developing culture of literacy in schools.
- b) Increasing the capacity of citizens and the school environment.
- c) Transform the school into a fun and child-friendly learning park with the purpose of making school citizens to be able to manage their knowledge.

d) Maintaining the sustainability of learning by presenting a variety of books and accommodating various reading strategies (Dewi, 2016: 2).

c. Text Type

The type of the text is varied; it can be in any media, format or environment. Those can be formed as 1). wordless books text that composed only of illustrations or photographs. No print is given. This aims to help children to develop a concept of themselves as readers, develop oral language, and develop self-expression; 2). Predictable texts which is a text that utilize a repeated pattern of some type. May be authentic literature or created text. This used as a way to introduce children to reading through shared reading and to provide practice through repeated readings; 3). Controlled High-Frequency Vocabulary Texts is a text written specifically for beginning reading instruction using a core of high frequency words that have been carefully introduced. This provide practice in reading high frequency words. 4). Decodable texts is a text written using words that utilize decoding skills students have been taught. This provide practice and application of phonics and structural skills that have been taught; 5). Authentic Literature Stories and informational texts where no attempts have been made to control the words, patterns, or decoding elements used in the text. The text is in the original form written by the author. This used for practice and application of reading once students have developed beginning decoding skills and for shared reading and read aloud; 6). Created, Easy-to-Read Texts Stories and informational texts that have been written to control the level of difficulty and some aspect of skill application. David Cooper (2001: 2) said this used for practice and application of reading skills for students who may be experiencing difficulty in certain aspects of learning to read or need practice in applying a targeted skill or strategy.

d. Text Understanding Level

There are many understanding levels of the text, ranging from simple to complex understanding. Complex understanding is an effort to reflect, evaluate the text, and associate the text with the reader experience.

e. Social Situation

The social situation requires the reader to understand the author's intent, choice of sentences, personality, environmental influences, level of education, and profession (Yunus, 2017: 166).

f. Reading Literacy Learning

Learning is defined as a series of processes that the teacher uses to make the students learn. Reading learning is a series of activities carried out by students to achieve comprehension reading skills that involve students' mental activities and thinking competencies to understand, criticize and produce a written discourse. In order to produce a deep understanding, reading activities must begin with high-level questions, using the words why and how. Answering these questions, the reader should analyze the text, make inferences, evaluate the text, and prove the answer by quoting the text (Yunus, 2017: 172).

g. Reading Literacy Learning Procedure

In order for reading literacy learning to gain deep understanding, the activities of students are directed to:

- 1) Analyze the text content, whether it is implicit or explicit;
- 2) Provide an overview of analytical inference to the text;
- 3) Responding to the text critically by using rational thinking supported by complete authentic evidence both in the text and from outside the text;
- 4) Produce creative understanding by using a variety of media that is multimodal, multi-gender, multimedia and multicultural.

To achieve the objectives of reading literacy learning, in fostering culture and reading skills, reading literacy learning activities must use three stages of activity, namely:

h. Pre-reading activities

The teacher must be able to direct the student's activities to create effective learning, the teacher's efforts in pre-reading activities must activate students' schemata related to the text. Schemata is students' background of knowledge and experience about information or concepts related to objects, places, actions or events (Yunus, 2017: 183-86).

The pre-reading activity is a plan that the teacher does with or without involving students. The reason is in line with the expert's opinion on the reading response approach which says that pre-reading is an activity undertaken by the teacher, including: identifying the text, determine the purpose of reading, compiling questions that are bound by the text, preparing the text for reading activities and choosing the text model to be used in learning (Yunus, 2017: 184). Whereas other expert states that pre-reading activity is an effort to generate students' schemata. Thus, pre-reading activities include: generating initial knowledge, predict the text content, establishing after reading strategies, guessing text content, brainstorming and developing concept maps (Yunus, 2017: 185).

i. Reading Activity

After doing pre-reading activities, the next step is doing reading activities. At the reading stage, the variations carried out by the teacher are in accordance with the reading strategy chosen by the teacher or students. Reading activities that must be done by the teacher and students are as follows:

- 1) The reading activity that is done by the teacher is: providing the text; encourage meaningful conversation activities that is connected with the text to achieve learning goals; monitor students in their activities, both talking and writing as a form of response in identifying the questions that are needed; encourage students to read again so that they can deep analyze the text; observe student rereading activities to deeply analyze and provide more appropriate initiatives to be carried out by students through discussion, collaboration and cooperative attitudes to share understanding; and information with other students.

- 2) Reading activities for students are: reading text, analyzing and quoting text for a specific purpose; actively engage in conversations and notes on a focus that is aligned with the learning objectives; repeat reading with the aim of expanding and deepening understanding of the text; rereading; and continue collaborative activities until a deep understanding of the features and intentions of the text is initiated by the author of the text (Yunus, 2017: 187-188).
- 3) Post-reading activity, after reading activities, the next activity is: rewrite the text; compare the text with other texts; do dramatization; describing the main idea, making teaching aids; doing research to enrich the topic; conduct interviews with related informants; and make diorama stories (Yunus, 2017: 183).

j. Reading Literacy Learning Methods and Strategy

The implementation of reading literacy learning can be done through the creativity of teachers and students by using appropriate and effective methods. Among the methods that can be used in literacy learning are:

- 1) Multiliterate reading method

This method was developed from a conception that combines careful reading in the view of the reader's response with reading understanding in the context of constructivist theory, this method is suitable for the history, social science and the citizenship education theme.

- 2) Reading Inquiry Learning Methods

Reading inquiry is an activity of researching a text to obtain the meaning that is contained in the text.

- 3) Mathematical Problem Exploration Method

This method is a form of solving mathematics problems in the form of stories.

- 4) SQ3R method for Social Sciences

This method is a learning method using five steps, namely survey (observe), question (ask), read, and review.

5) PQRST Method for Science Text

This method is a learning method of reading through: preview, question, read, summary, and test (Yunus, 2017: 183).

C. The Ralph Tyler of Objectives Model

Determining a learning objective or purpose of the course is very important thing in developing curriculum to achieve optimal educational learning outcomes. According to Tyler Model of curriculum design (1949), there are four stages of designing and developing curriculum of the course; *first*, determining objectives; *second*, selecting of learning experiences; *third*, organization of learning experiences, and the fourth is evaluation (Tyler, 1949). There are three resources to determine the learning objectives; they are; society, subject matter and learners. These resources are, then, selected and screened based on two points of views; they are phylosopy and psychology point of view. The results of these selecting objectives are decided as instructional objectives. The following stage of this model is selecting of learning experience and organizing of learning experience. These two stages are considered as curriculum design. The last stage of this designing curriculum is evaluation for both formative and summative.

CHAPTER III RESEARCH METHODOLOGY

A. Type of Research

This research is categorized as developmental research which is conducted in order to design and develop a model, profile, module or any instructional attribute for a particular purpose and objectives. In this research, designing and developing process of the model are using mixed methods, which are using quantitative and qualitative approach for data collection. Fraenkel and Wallen (2009) said that researchers attempt to combine the two research methods with their views as the following; 1). can further explain the existing relationship between the variables used, 2). enable the researcher to explore the relationship between the variables deeper, and 3). help to validate the relationship between variables.

B. Research Procedure

The process of developing the model consists of three main phases, which are doing the need analysis phase, designing and developing the model phase and evaluating the model phase. In this case, qualitative study has been firstly adopted for the exploratory purposes in order to gain some overview on the contents of the profile before moving to the next phase of designing the profile. Upon completing the second phase, quantitative study is used to evaluate the results and finally turn it into a model that could be used for generalization. Thus, this form of sequential mixed method is justified to be the best way of achieving the research objectives. Below are the details on the research design for all three phases for developing the model.

First phase

First phase is called as the phase of need analysis which the purpose is investigating the relevant needs for the design and development of the profile. Qualitative approaches are seen as more appropriate in this phase to understand a phenomenon in depth. In this phase, a qualitative approach is used to understand the design requirements of the model of learning literacy. During this phase, interview and questionnaires techniques to 3 teachers, the principal of the school, and several students. Questionnaires are used to

gather a broad data which has very large data and varies. Meanwhile, interview is needed because researchers have the opportunity to recognize, deepen and appreciate individual experiences in society. Therefore, in this phase the interview and questionnaires method will be conducted to answer the research question through the interaction between the researcher and the interviewee.

Second phase

In the design phase, this study uses a combination of qualitative and quantitative methods for designing and developing learning literacy model. The Fuzzy Delphi method has been chosen as a strategy to complete the second phase of profile design due to its strength and compatibility in terms of validity and reliability. It was claimed to be a powerful technique when being used to find the answers for the research questions which requires in depth explanation and judgments from the experts (Gordon, 2008). Furthermore, this method also has its validity and reliability provided that is applied with the necessary methodological rigor and with a good knowledge of the social medium in which it is being applied). This second phase of study will consists of three (3) round/cycle of data collection.

For the first round of this phase, a qualitative method was used to collect data among 18 experts from the interview session. The use of this method enables the researcher to explore and understand the phenomenon of a study in more detail by exploring what the study participants said and interpreted through their conversations, feelings and views. The findings of the first round will be used to prepare questionnaire items which then be further answered by the same panel of experts. The interviews with 18 expert panels consisting of education consultant, elementary schools principals, teachers, elementary school supervisors, and lecturers.

For the second round of the Delphi study method, 18 expert panel members will be given a brief description of the next procedure of the study. Subsequently, the participants will be given a questionnaire containing an initial list of dimensions and items identified based on previous round. The

study participants will be asked to interact using the five (5) likert scale. The data obtain in this second round of study will be analyze using Fuzzy Delphi method. Expert agreement is achieved through the use of mathematical formulas namely the Fuzzy triangle numbering and de-fuzzyfication process. Thus, through the process of numbering a fuzzy triangle, the expert consents to a specific construct and item will be identified. Furthermore, after the agreement among the experts on an item is obtained, the de-fuzzy-fication process is performed by looking at the score to determine the position and priority of the item. Further, to perform the defuzzification process, two processes namely Average of Fuzzy numbers or Fuzzy Evaluation were used. Therefore, this process can generate data according to the needs of the experts who act as the respondents of the study. This second round/cycle then repeated twice at the third cycle/round so that researchers get the final prototype to be validate and evaluate in the last phase.

Third Phase

This phase involves the use of quantitative methods for data collection and analysis. The profile that has been developed previously using Fuzzy Delphi method is evaluated through the questionnaire. Questionnaire is appropriate in order to get data regarding certain phenomenon or study among large size of population. This kind of quantitative method involves testing hypothesis and generalizing findings to a larger population. In this third phase, the nature of quantitative study was thought to be the best suited methodology to reach research objectives due to its ability to test and confirm theory based on a deductive approach. In this phase researchers used SEM method of analysis to evaluate the model of learning literacy which was developed before.

For a brief explanation of the research procedure, it can be illustrated as the flow chart in the figure 3.1 below:

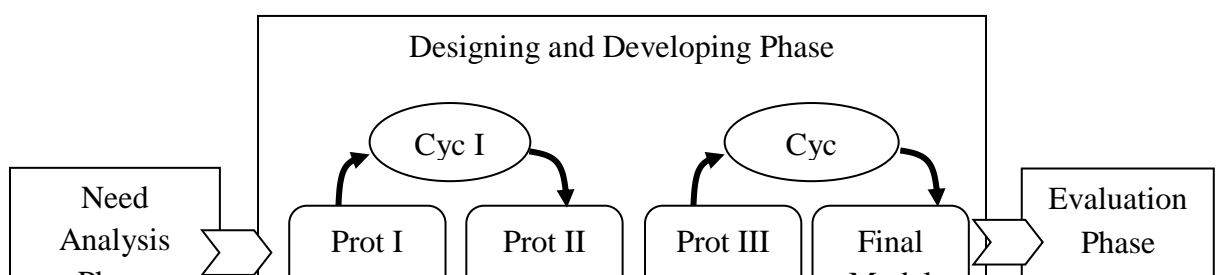


Figure 3.1. The flow chart of research procedure

C. Research Subject

The subjects of this research are stake holders, elementary school principals, teachers, and the students of primary level in Madrasah Ibtidaiyah Negeri III of Bondowoso East Java, Indonesia and Kebangsaan Bukit Rokan Utara School, Gemencheh, Negeri Sembilan (Malaysia) at academic year 2019/2020. The object of this research is the model of learning literacy it self.

D. Data Type

The data type of this curret study is both qualitative and quantitative. The qualitative data are taken from school principals and teachers during the stage of need analysis, from students during tha stage of preliminary field testing, and expert judgement during the stage of main field testing. Those data are from verbal data in the form of notes, criticism, suggestions, work log, ideas, language correction, and evaluative feed back. Whereas, quantitative data are taken from the students during the stage of operational field testing. Those data are in the form of figures/scores range in scale from one (1) to 5 (five), each scale of which reflects the subjects' professional and evaluative judgement on the variables under interest.

E. Data Analysis and Interpretation

This research and development analyzed two kinds of data; the data are both qualitative and quantitative generated out of the questionnaires. The qualitative data are in the form of field note, work log, criticism, suggestions, ideas, feedback, comment, and language correction. Meanwhile, the

quantitative data analyzed based on three main phases. In every phase, researchers used different methods to analyze the data.

Analyzing Need Analysis Result

The first phase, there is a need to set up a set of criteria which are important criteria relate with the indicator level; namely scores for each indicator. There is also need to have a close identification of the indicators under the corresponding variable which get a particular score. This strategy is viewed that indicators are the most operational and observable elements for the purpose of necessary revision. Therefore, quantifying the indicators is actually an attempt made to measure the indicators.

The scale in each indicator as has been described in the previous section has a range from a score of 1 (one) to 5 (five). For the purpose of quantifying the indicators by using the scale, then a set of criteria at the indicator level is established using the scoring criteria adapted from the ones set up by Sudiyono (2003). In the criteria scores together with their score range, qualitative description, and follow-up decision are provided as shown it satisfactory. this table:

Table 3.1. Guideline for Evaluating Indicators of model

SCORE	SCORE RANGE	QUALITATIVE DESCRIPTION	FOLLOW-UP
5	4.1 – 5.0	Very Good	No revision needed
4	3.1 – 4.0	Good	No revision needed
3	2.1 – 3.0	Sufficient	Possible revision needed
2	1.1 – 2.0	Bad	Revision needed
1	1	Very Bad	Replacement

The brief example of this case is as follows: if the average mean score gained by the teachers is 3.09 ($3.09 > 3.0$), means that on the average the indicators reflecting the quality of the book under assessment can be categorized to be “very good”. On the average, therefore no revision is required of the materials under assessment based on the quantitative measure.

The second criteria are related to the variable level; namely scores across indicators in a particular variable. Unlike the criteria at the indicator

level, the criteria at the variable level are of secondary concern. The reason is that variables in this respect are generic and thus less operational and observable for the sake of necessary revisions. Evaluation at this level is useful for general impression about a particular variable. The criteria at the variable level are established as follows: if the number of indicators under the particular variable rated with a score smaller than 2 (< 2) reaches 90 % of the subjects of the validation phase, the variable under evaluation is interpreted as being not satisfactory.

The third criteria aims at evaluating the reliability of the model particularly the teachers in assigning the scores as their evaluative judgement over the materials developed. To examine the reliability of a model, percentage of agreements formula of Emmir & Millet in Borich (1994: 385) is employed. For the purpose, Grinnel (1998) is employed in this current study. It is employed to ensure the reliability of a model. The grinnel formula ia as follows:

$$(R) = \frac{\text{Agreement (A)}}{\text{Disagreement (D) + Agreement (A)}}$$

A= The degree of agreement from two raters

D= The degree of disagreement from two raters

R= Coefficient k

This technique is utilized to examine the agreement of the subjects, in this case the teachers, in assigning the scores as their evaluative judgement over the materials developed. The degree of agreement among subjects is seen from the coefficient reliability is greater ($>$) than 0,75 or equal to be examined.

Analyzing Designing and Developing Phase

In this phase, researchers used Fuzzy Delphi Techniques to develop the model. It aims to get the approval of experts on the aspects of Psychic Psychotherapy. The study involved 18 expert panels consisting of AusAid education consultant, lecturers, elementary school supervisors, elementary

Principals and elementary teachers. The instrument in this study contains a set of questionnaires consisting of eight points with 79 items and submitted to each expert. After that, researchers identified the results of a group of experts who agreed to contribute to their expertise to channel ideas, criticize and improve the content of each item determined by the researcher.

At the first, after need analysis, researchers conduct the first cycle/round (cycle I) to get the prototype II. The fixed-prototype II then processed into Cycle II to get prototype III. The revised prototype III then processed into cycle III to get the final prototype. Therefore there are 3 cycles and 4 prototypes.

In Fuzzy Delphi technique there are two important things, namely the Triangular Fuzzy Number and Defuzzification process. Triangular Fuzzy Number is composed of minimum values (m_1), fair values (m_2) and maximum values(m_3). Triangular Fuzzy Number is used to produce Fuzzy scale (the same as Likert scale) and aims to translate linguistic variables into fuzzy scales.

In this research, the process of collecting and analyzing Fuzzy Delphi techniques is carried out in two stages. The first stage is carried out by giving instruments to each expert, wherein the instruments presented contain empty columns to provide ideas, descriptions or comments as well as suggestions. In the second stage, the researchers analyzed the data obtained through a likert scale representation using a likert scale, and Microsoft Excel. The data is then converted into a Triangular Fuzzy number. There are two examples of the Fuzzy scale, namely the five-point Fuzzy scale and the seven-point Fuzzy scale, but in this study, the Fuzzy scale used is the five-point Fuzzy scale as shown in the table 2 below.

Table 3.2. The Scale of Fuzzy Delphi

Agreement Levels	Skala Fuzzy
------------------	-------------

Absolutely Disagree	(0.0, 0.1, 0.2)
Do Disagree	(0.1, 0.2, 0.4)
Moderate	(0.2, 0.4, 0.6)
Do Agree	(0.6, 0.7, 0.8)
Absolutely Agree	(0.8, 0.9, 1.0)

Source: (Mohd. Ridhuan Mohd. Jamil et al. 2013: m.s. 88)

From the table above it appears that the higher the number on the scale, the more precise the data obtained.

The data obtained is then calculated to get the Fuzzy value (n_1, n_2, n_3) and the average Fuzzy value (m_1, m_2, m_3) for the threshold value, the percentage of expert agreement, defuzzification, and item ranking. To obtain expert agreement on each item, the threshold value must not exceed 0.2. The percentage of expert approval must exceed 75%, while the defuzzification value for each item must exceed the α -cut value = 0.5. To get the threshold value, the distance between two Fuzzy numbers is determined using the following formula:

$$d(\bar{m}, \bar{n}) = \sqrt{\frac{1}{3} [(m_1 - n_1)^2 + (m_2 - n_2)^2 + (m_3 - n_3)^2]}$$

Based on the formula above, the value of d is the threshold value. If the value of $d \leq 0.2$, this means that all experts show agreement on related items. But if on the contrary, then in the second round it is necessary to see whether the item is needed or not (Chen, 2000, Cheng & Lin, 2002).

The Fuzzy Delphi technique also involves the process of determining expert group agreements that exceed or equal to 75% of the entire construct or for each item. Each item is assumed to reach an expert agreement if the percentage of expert agreement for each item is equal or more than 75% (Chu & Hwang, 2008, Murray & Hammons, 1995).

The defuzzification process was also carried out in the process of analyzing the data of the Fuzzy Delphi technique. The defuzzification process is the process of determining the position or priority of each item or the determination of each variable or sub-variable. In this process there are three

formulas that apply, but in this case the writer can choose one as specified in Mohd. Riduan Mohd. Jamil et al (2013):

$$1. : A = \frac{1}{3}(m_1 + m_2 + m_3)$$

$$2. : A = \frac{1}{4}(m_1 + 2m_2 + m_3)$$

$$3. : A = \frac{1}{6}(m_1 + 4m_2 + m_3)$$

α -cut = median values for '0' and '1', where α -cut = $\frac{0+1}{2} = 0.5$. If the value of A is lower than the α -cut = 0.5, then the item will be rejected because it shows the expert's willingness to reject the item. However, if the value of A produced exceeds the value of α -cut = 0.5, then the item will be received as represented by the agreement of experts to receive the item (Tang & Wu, 2010; Bodjanova, 2006).

Analyzing Evaluation Phase

In this phase researchers will use structural equation modeling analysis (SEM Analysis). Structural Equation Modeling Analysis (SEM) has the ability to combine measurement models and structural models simultaneously and efficiently compared to other analysis tools (Hair et al, 2010). In modeling using the SEM approach, there are seven steps that must be taken (Hair et al, 1998 in Ghazali, 2008), namely:

Step 1: Model Development Based on Theory

Structural Equation Modeling (SEM) is based on a causal relationship, that changes in one variable are assumed to result in changes in other variables. Causal relationships can mean tight relationships or it can also be less strict relationships. The strength of the casual relationship between the two variables assumed by the researcher lies not in the chosen analytical method, but lies in theoretical justification to support the analysis. Theoretical studies are used to build models that form the basis of the next steps

Step 2: Arrange A Flow Chart (*Path Diagram*)

The theoretical framework that has been compiled is then transformed into a path diagram to illustrate the causal relationship of the construct to be used. In this study there are eight constructs, namely learning objectives, teaching materials, learning experiences, learning methods and strategies, learning procedures, time allocation, monitoring, learning resources.

Step 3: Structural Equations and Measurement Models

The flowchart is translated in structural equations (*structural equation*) and the equations stating the specifications of the measurement model (*measurement model*). Structural equations show causality between various constructs in the model, while the measurement model is used to test the dimensions of a construct.

Structural Equations, which are formulated to express causal relationships, that each endogenous construct is a separate dependent variable. While the independent variables are all constructs that have lines with arrows connecting to endogenous constructs with the following guidelines:

Endogenous Variables = Exogenous Variables + Endogenous Variables + Error

Step 4: Select the Type of Input Matrix and Estimated Proposed Model

SEM input data is in the form of variance-covariance matrix or correlation matrix. This study will examine the causal relationship so that it uses a variance-covariant matrix (Hair et al, 2010). The analysis technique used is the Maximum Likelihood Estimation, assuming normality must be met. This estimation technique is carried out through two stages, namely (1) the estimation stage of the measurement model used to test the un-dimensionality of exogenous and endogenous constructs using the confirmatory factor analysis technique and (2) the Structural Equation Modeling estimation stage, carried out through a full model analysis to see the suitability of the model and the causality relationships formed in the tested model.

After a model has been established and known, the next step is to obtain a free parameter estimate from the data set studied, estimation techniques such as Maximum Likelihood (ML) or Generalized Least Squares (GLS) are preferred (Chou & Bentler, 1995). Estimation is the process by which parameters for a model are statistically estimated through data. But before the appropriate estimation is chosen, the data should be reviewed so that there are no false estimates and its validity has been made on an assumption before AMOS can analyze the data. Part of the assumptions in SEM analysis are random sampling and multivariate normality (Bentler & Dudgeon, 1996; Hair, Anderson, Tatham, & Black (2010). Multivariate normality determines the estimation technique chosen, if the data deviates from multivariate normality, then the technique bootstrapping should be used.

Step 5: Assess the Identification of Structural Models

Identification problems are generally a matter of the inability of the model developed to produce unique estimates (Ferdinand, 2002). The emergence of standard errors for one or several coefficients, most likely cause identification problems. Similarly, the emergence of a negative error variance or the emergence of a very high correlation between the estimated coefficients obtained. To overcome this problem by giving more constraints on the model to be analyzed.

Step 6: Assess the Goodness of fit Criteria

In this sixth step the suitability of the model is tested by examining various goodness of fit criteria, namely by testing the SEM assumptions such as:

1. Tests on the fulfillment of data normality assumptions, which univariate and multivariate normality are tested using a schedule resulting from the use of AMOS ver. 18.0 which can be concluded whether there is evidence or not if the data used has an abnormal distribution, using a critical ratio of ± 2.58 at a significant level of 1%. If the critical ratio generated in the table of each

variable dimension is greater than 2.58, it can be concluded, there is no evidence that the data used has an abnormal distribution.

2. Testing of the emergence of outliers (observations that appear with extreme values), both univariate outliers and multivariate outliers, with observations that have a z-score > 3.0 will be categorized as univariate outliers, and vice versa. Multivariate outliers are tested with the Mahalanobis Distance test, if the value of Chi-square $<$ Mahalanobis d-squared value means the respondent is a multivariate outlier.
3. Testing of multicollinearity and singularity, that if the determinant of the sample covariance matrix is greater than zero, it can be concluded that there are no multicollinearity or singularities, so that the data is feasible to use.

To test the hypotheses of the developed model, some statistical tests may be used. In SEM techniques, the statistical tests used to measure the suitability of the model are as follows:

1. *Likelihood-ratio Chi-square Statistic (χ^2)*

This statistical test tool is used to test the differences between the population covariance matrix and the sample covariance matrix. The justification is a small and insignificant value, so that the null hypothesis cannot be rejected, which the estimated population covariance test is not the same as the sample covariance, because in this case $= 0$ means there is really no difference.

2. *Significance Probability*

To test the significance of the model.

3. *The Minimum Sample Discrepancy Function Degree of Freedom (CMIN/DF)*

This index is also called χ^2 -relative because the value of χ^2 is divided by the DF. Some authors recommend using this size ratio to measure fit. According to Wheaton et.al (1977 in Imam Ghozali 2008) a ratio value of 5 or less than 5 is a reasonable measure. A χ^2 relative value less than 2.0 is an indication of an acceptable fit between the model and data. (Byrne, 2001).

4. *Goodness of Fit Index (GFI)*

Goodness of Fit Index (GFI) was developed by Joreskog and Sorbom (1989), which are non-statistical measures whose values range from 0 (poor fit) to 1.0 (perfect fit). A high GFI value indicates better fit and how many GFI values can be accepted as a decent value there is no standard.

5. *Adjusted Goodness of Fit Index (AGFI)*

It is a GFI value that is adjusted to the available degree of freedom. The level of acceptance is good if AGFI has a value equal to or greater than 0.90.

6. *Tucker Lewis Index (TLI)*

This measure combines the parsimony size into the index of comparison between the proposed model and the null model. TLI ranges from 0 to 1.0. the recommended TLI value is equal to or greater than 0.90.

7. *Nor med Fit Index (NFI)*

NFI is a measure of comparison between proposed models and null models. NFI values will vary from 0 (no fit at all) to 1.0 (perfect fit). As with TLI, there is no absolute value that can be used as a standad but is generally recommended to be equal to or greater than 0.90.

8. *Comparative Fit Index (CFI)*

CFI is an estimate of model fit by comparing the model being tested with the possibilities of other models. CFI values will vary from 0 (no fit at all) to 1.0 (perfect fit). As with TLI, there is no absolute value that can be used as a standard but is generally recommended to be equal to or greater than 0.90.

9. *Root Mean Square error of Approximation (RMSEA)*

This index is used to compensate for Chi-square values on large sample sizes. An RMSEA value that is smaller or equal to 0.08 is an index for model acceptance. The RMSEA empirical test results are suitable for testing the confirmatory model or competing model strategy with a large sample size.

All model equivalency test tools are summarized in table 3.3 as follows:

Tabel 3.3 Goodness of Fit Indexes

Goodness of fit index	Cut of value
χ^2 (Chi-square)	Expected to be small
Significance Probability	\geq significant level of α
CMIN/ DF	≤ 5.00
GFI	≥ 0.90
AGFI	≥ 0.90
TLI	≥ 0.90
NFI	≥ 0.90
CFI	≥ 0.90
RMSEA	≤ 0.08

Source: Structural Equation Model (Ghozali. 2008)

To predict whether the model is empirically appropriate, a number of statistical tests need to be considered (Tabachnick and Fidell, 2004), because SEM does not have the best statistical calculations to determine the fit model (Sitinjak & Sugiarto, 2005). That is, researchers cannot predict whether the proposed model in this study is in accordance with data in the field or not, using only one statistical calculation. Therefore, the research uses several statistical calculations to guide the determination of whether the proposed model can be predicted as a model that is suitable with the data in the field. Next, researchers describe briefly, several fit indexes from statistical calculations commonly used in research at this time.

Fit index generated through statistical calculations *chi-square* (χ^2), usually the fit index that is first seen by experts (Probst. 1999), although the fit index of χ^2 is very sensitive to the size of the sample (Kerlinger & Lee. 2000). That is, the greater the sample size, the more likely the model is rejected, if it is guided only by the fit index resulting from the calculation of χ^2 . However, according to Tabachnick and Fidell (2001), there are practical ways to expect a fit model based on a fit index of χ^2 , namely by calculating the ratio of χ^2 with respect to degrees of freedom (DF). If χ^2 divided by DF the result is smaller than 5, then the model can be considered as a model that is in accordance with the data in the field. Because of the calculation results of χ^2 very much depends on the sample size, so the practical way the reviewer also considers to be a guide in determining a fit proposal model. So, to test the suitability of the proposed

model with data in the field through statistical calculations of χ^2 , researchers are guided by values of p is greater than .05 ($p > 0.05$), or based on ratio calculation χ^2 , if the index of fit from other statistical calculations (used in this study) has proven that the proposed model is fit, but not yet fit according to the results of statistical calculations of χ^2 .

The second statistical calculation is the Goodness of Fit Index (GFI), which is a non-statistical measure whose value ranges from the value of 0 (poor fit) to 1.0 (perfect fit). A high GFI value indicates better fit.

The third statistical calculation is the Comparative Fit Index (CFI), which calculates the approximate fit model by comparing the tested model with the possibilities of other models (Tabachnick & Fidell, 2001). That means. the higher the CFI value, the higher the suitability of the specifications in the model being tested, which means that the more likely the model being tested can be predicted as a model that is in accordance with the data in the field. According to Kerlinger and Lee (2000). CFI is a stable fit index and is not influenced by the size of the sample, and is widely used by researchers at this time, to determine the fit model. CFI values range from 0 to 1, and CFI values $> .90$ can be used to show a good fit model (Sitinjak & Sugiarto, 2005). Therefore, in addition to referring to the index fit with a value of $p > .05$ that is sensitive to sample size, researchers also refer to the CFI index $> .90$, which is not influenced by sample size and is widely used as an index to predict good fit models.

The fourth statistical calculation that is used to estimate a fit proposal model in this research is the Root Mean Square Error of Approximation (RMSEA). RMSEA calculates model fit estimates based on the lack of fit present in a model compared to a perfect model (Tabachnick and Fidell, 2001). It also said that the perfect model has a zero-ratio value (0). That is, the smaller the value of RMSEA, the smaller the discrepancy that exists in a model that is tested from a perfect model, so the more likely a model can be predicted as a model that matches the data in the field. RMSEA value $\leq .08$ can be used to show a good fit model (Sitinjak & Sugiarto, 2005). The RMSEA is also the most

widely used fit index at this time to predict fit models other than CFI, because it can show the power of calculations made (Tabachnick and Fidell, 2001). Therefore, the value of RMSEA \leq .08 is also used by researchers as a guide to determine forecasting whether the proposed model is fit properly.

Based on the description above, the researcher can conclude that to determine whether the proposed model can be predicted as a fit model or in accordance with the data in the field, and changes made to the proposed model no longer significantly affect changes in the fit index, the researcher can use four fit indexes, which are commonly used and the most chosen by researchers at this time. The four fit indexes are χ^2 with value $p > .05$ or with value χ^2 divided by DF smaller than 5, GFI $> .90$, CFI $> .90$, and RMSEA $\leq .08$.

The last step than the sixth step is testing unidimensionality and reliability. Unidimensionality test is to measure the reliability of the model which shows that a one-dimensional model, the indicators used have a good degree of conformity. While reliability is a measure of the internal consistency of construct indicators that indicates the degree to which each indicator shows a general construct. There are two ways that can be used, namely construct reliability with a recommended acceptance level of at least 0.70 and extracted variance with a minimum acceptance rate of 0.50.

Step 7: Interpret and Modify the Model

The final step in the SEM analysis technique is to interpret whether the tested model is acceptable or needs to be further developed. To modify the model, it can be done by observing normalized residuals and modification indices. Justification on the standardized residual covariance matrix is if there is a value greater than or equal to ± 2.58 interpreted as significant at the level of 1% which means there is a substantial prediction error for the indicator to be attached (Hair et.al. 2010). Variables that have decreased Chi-square values and important guidelines in modifying the model are strong theoretical support and justification.

Bootstrapping

Bootstrapping is a form of re-sampling and can be considered a cross validation process (Arbuckle & Wothke. 1999); Bootstrapping is one of the best methods obtained from AMOS to be used on abnormal data to get a better SEM analysis decision (Efron. 1983). The advantage of the Bootstrapping method is that it makes no assumptions for the normal distribution probability of large samples (Diaconis & Efron, 1983). Bootstrapping is therefore a good way to assess the overall fit of the model from abnormal data (Stine. 1989).

Basically what applies in the Bootstrapping business is the data that is studied describing the population and then repeated sampling to produce an empirical sample distribution (Anderson & Gerbing, 1988). This distribution can then be used to test statistical hypotheses and predict standard errors. Repeated sampling can provide more stable research decisions. This repetitive sampling and analysis process makes the Bootstrapping process a cross validation process (Boomsma. 2000).

Models that are based on one sample data are always weak in fitting (Stine. 1989) but when bootstrapping efforts the model is fit with a large sample taken from the population. Bootstrapping can also be used to choose the best forecasting technique for SEM analysis (Arbuckle and Wothke. 1999). AMOS provides five selectable ways to estimate the path parameters as listed below.

AMOS is capable of using Bootstrapping to compare estimation techniques. but the problem in comparing estimation techniques in this way is how to measure the difference between population moments and the moments implicit in the model needs to be determined in advance (Arbuckle & Wothke, 1999). The initial determination of estimation techniques needs to be chosen before using the Bootstrap procedure for all budget methods and fit decisions compared to choosing the best suitability.

The types of estimation techniques are:

- a. *Maximum likelihood (ML)*

- b. *Unweighted least square (ULS)*
- c. *Generalized least square (GLS)*
- d. *Browne's asymptotically distribution-free criteria (ADF)*
- e. *Scale-free least square (SLS)*

Maximum likelihood is the most commonly used estimation technique in SEM analysis. ML was found to provide valid decisions for sample sizes as small as 50, but generally the minimum size accepted for using ML more precisely is between 100 - 200, because ML is sensitive to abnormal multivariate distributions, alternative estimation techniques are also used such as ADF (Hair, Anderson, Tatham & Black. 1998). ADF is not sensitive to abnormal distribution but requires a large sample size.

CHAPTER IV

RESULT OF THE RESEARCH

This research aims to develop learning model for literacy. Researchers used Fuzzy Delphi technique to develop the model. Therefore, researchers asked several people and experts to join with this developmental process. The people who join with research come several areas such as principal of elementary school, education expert/consultant, education evaluators for elementary school, teachers, and lecturers. The data of the expert can be seen from the table 1 below:

Table 4.1. The Expert who Join to The Development of Learning Literacy Model

Expert position	The number based on the working experience			Total
	$N \leq 5$	$5 < N \leq 10$	$N > 10$	
The principals	-	-	3	3
Lecturers	3	4	3	10
Education consultants	-	-	1	1
Education evaluators	-	-	2	2
Teachers	-	-	2	2
	Total			18

In developing the model, researchers divided the step of this research into 3 phases, those are 1). need analysis phase, which is gathering what is needed in both the school; 2). Desiging and developing model phase, which is researchers put the theories and what is found in need analysis then illustrated it into a model. This phase was using fuzzy delphi technique, therefore there are some cycle to discuss the model with the experts. It can be seen from the table 1 above that all experts who coming from education practitioners has been working for more than 10 years. Meanwhile, for the lecturers coming from various years of working experinces.

A. Need Analysis Phase

Data from MIN III Bondowoso East Java Indonesia

The School Principal

The information from school principals about literacy learning at MIN III Bondowoso begins with a number of cases that indicate literacy learning is less likely to be touched. This is shown from the case of a teacher in teaching Arabic who was still wrong in writing words and phrases in Arabic. The mistake made by one of the teachers in writing Arabic is considered one indicator that there is a need for literacy learning movement among teachers before making a movement among students. In addition, teachers and students lack the scientific

foundation, whereas philosophy of learning literacy is a scientific basis for understanding, applying and living even to the productive and contributive aspects of the scientific field. The reading culture regulation is part of 18 characters that must be applied in madrasah which later became a school / Madrasah eruption movement. As for theologically the first verse descended, we are ordered to read (Surah Al-Alaq 1-5). The following are the results of the interview with the headmaster of the madrasah:

- Q : *Bagaimana sejarah literasi di MIN*
 R : *Literasi ini berawal dari*
Leterasi ini berawal dari budaya baca yang harus dimiliki oleh
keluarga Madrasah karena membaca adalah pintu pengetahuan.
 Q : *Apa dasarnya...?*
 R : *-Secara empiris 1.banyak siswa Madrasah bahkan guru yang*
tidak memiliki pondasi keilmuan, 2. Siswa atau guru kurang suka
membaca. ----Secara filosofis merupakan basic keilmuan dari
membaca,memahami,manerapkan serta menghayat ibahkan
sampai kepada produktif dan kontribusi.
-Secara regulasi budaya baca merupakan bagian dari 18
karakter yang harus di terapkan di madrasah yang kemudian
menjadi gerakan leterasi sekolah/Madrasah.
-Secara teologis ayat yang pertama kali turun ,kita di perintahkan
membaca (QS. Al-Alaq 1-5)

Based on the interview above shows that literacy learning is a need to improve human resources both from the teacher and from students because both empirically, philosophically, regulative, and theologically cannot be denied that literacy learning is the foundation that must be done to build a civilization through reading as a world window that starts from basic education.

Information from Lower Grade Teacher

The data obtained from the teacher at the need analysis stage shows that literacy learning activities start from first grade and divided into two levels, grades 1-3 and grades 4-6 at the basic level, arranged according to the schedule provided by the teachers. The students read in the school library during break time. They are free to choose the books they want to read such as subject matter or stories provided in the school library as a source of reading activities at

school. However, parents do not facilitate student reading at home. In other words, reading activities are only carried out in schools as one of the school programs with very limited time as one of the learning programs to read in schools. As the result, there is no relationship between the teacher and parents to realize about the importance of reading habits as shown in the following interview:

- Q** : *Ada yang ingin saya tanyakan terkait dengan pembelajaran yang melibatkan kemampuan literasi anak. Ada beberapa hal yang mau saya tanyakan, bagaimana dengan pembelajaran literasi di sekolah ini?*
- R** : *Biasanya kalau anak-anak ada jadwal membaca dipergustakaan, dari kelas 1 – 6 ada jadwalnya sendiri. Saat istirahat juga ada jadwalnya sendiri*
- Q** : *Yang dilakukan dipergustakaan itu membaca apa Bu?*
- R** : *terserah anak-anak membaca apa, bisa membaca pelajaran, cerita dan lainnya*
- Q** : *Bagaimana dengan tugas membaca di rumah?*
- R** : *Kelemahannya anak-anak adalah ketika diminta membaca atau kebiasaan membaca hanya dilakukan disekolah. Dirumah sudah tidak dilatih, sehingga hanya guru yang berperan dalam kebiasaan membaca*

From the interview above, it shows that there is a need for a reciprocal relationship between teachers and parents to create a habit of reading both at school and at home. The imbalance caused by the parents' busyness so that at home they do not have free time to accompany their children to learn to read. Therefore, learning to read is not only the responsibility of the teacher at home, but also the role of parents is very important in providing nuance and a comfortable environment for reading at home. One example of the habit of reading done by F (initial), a doctoral student who is completing his dissertation at the University of Malaya - Malaysia, tells that he was required to read 5 books for a week by his father since childhood. So that habituation was carried out until he was an adult as a doctoral student.

Another example is the habit of learning to read and write literacy conducted by schools in developed countries such as Chicago (USA). Latin

schools for example, this school requires students to be enriched and then they are told to make a synopsis that must be told. On the other hand, habituation of writing has also been done as a school program where every month a selection of the best writers in the school is conducted and best writers in the city election is conducted every year. The writings of these students are published as one of the sources of student work. Therefore, literacy learning is not only done in schools but also collaboration with parents is very important so that literacy both reading and writing can be done.

The books available as learning resources provided in the school library are inadequate for all students of Madrasah Ibtidaiyah Negeri III Bondowoso. This inadequate learning resource affects the dissatisfaction of teachers and students because the book availability is only one book for two students and can only be read at school. As a result, parents cannot provide facilities for reading activities because the learning materials available can only be read in the school library. This condition makes students are not motivated to read at home, and even their parents do not care about how important reading at home as part of daily activities. Parents do not have time to develop a culture of reading at home because of limited learning resources as shown in the following interview:

Q : *Darimana buku di perpustakaan?*

R : *Cuma buku dari pemerintah*

Q : *Lalu untuk bukunya?*

R : *Bukunya yang dari pemerintah masih kurang, sehingga 1 bangku 1 buku (2 anak) ini membuat siswa tidak bisa belajar di rumha. Itupun kalau di rumah diajari, karena yang boleh dibawa pulang hanya yang mempunyai kemampuan membaca rendah*

Referring to the Indonesian government regulations in accordance with the format of material presentation based on the 2013 curriculum is to use the Thematic Format arranged into the following three groups; social science, natural sciences, and religion. However, there are core competencies and content that are not in line with the expectations of the teacher and students, so teachers must adapt and adopt the materials to be more appropriate to the age and level of

students. In addition, there are some material from books from the government that are not appropriate for MIN III Bondowoso students because it is too difficult for rural students to use Madura as a mother language. As for examples of material that is not suitable for students is a fraction in mathematics. If before the revision the fraction is only in the form of the original fraction, while the revision has been added to zero comma (decimal fraction) as shown in the following interview:

- Q : *Kalau terkait dengan mapel, kalau kelas II sudah tematik, sumber bukunya apa?*
- R : *Iya sudah tematik, bukunya dari pemerintah*
- Q : *kalau dari segi kontennya bagaimana? Apakah sudah sesuai dengan standardnya atau gimana?*
- R : *banyak yang tidak cocok untuk anak dasar*
- Q : *ketidakcocokannya ada dimana?*
- R : *pelajarannya terlalu tinggi. Mungkin untuk anak kota itu cocok karena masuk sd mereka di tes, jadi sesuai kemampuan yang ideal. Tapi disini kan tidak, bisa ndak bisa tetep diterima*
- Q : *apakah karena di buku memuat berpikir tingkat tinggi begitu?*
- R : *iya, untuk yang sebelum revisi bukunya masih cocok dengan anak-anak, nah setelah revisi ini ko makin sulit. Pelajaran menurut saya cocok di kelas 3 diajarkan di kelas 2,*
- Q : *contohnya apa?*
- R : *materi pecahan di matematika. Kalau sebelum revisi pecahan hanya berbentuk pecahan asli, sedangkan yang revisi sudah ditambah dengan nol koma (pecahan desimal). Kalau sekarang sudah melibatkan operasi yang sulit, sekian digai sekian jadi berapa (sambil menirukan). Termasuk soal-soalnya juga sulit*
- Q : *anak-anak berhasil mencapai itu atau tidak bu?*
- R : *beberapa berhasil. Jadi ketika ujian saya masih menerangkan lagi, oh ini maksudnya nak, oh iya, baru bisa*
- Q : *biasanya panjenengan menggunakan sumber lain ngga ? didasrakan buat sendiri atau ilustrasi dari buku?*
- R : *kalau dari buku ada ya saya ambil dari buku, jika tidak ada ya saya buat sendiri*
- Q : *media apa yang biasanya ibu pakai?*
- R : *seperti rambu-rambu, coba ingat gambar ini, anak-anak tidak tau. Jadi saya buat sendiri beberapa*
- Q : *di bukunya ada ngga itu?*
- R : *ndak tertera kalau di buku tapi ada materinya jadi saya mengembangkan dan menambah sendiri*
- Q : *lalu terkait dengan keberagaman budaya yang ada di buku, apakah dibuku itu sudah memfasilitasi agar anak memhami dan menghargai keanekaragaman budaya?*

- R : *Ada*
 Q : *yang seperti apa itu bu?*
 R : *jadi dalam tematik itu tkohnya sudah langsung dipilihkn dari berbagai agama, asal daerah, jadi itu sudah sekaligus mengaajrkan keberagaman budaya. Misla edo dari papua, siti dari jawa*
 Q : *kira-kra anak-anak paham ga berati ada orang lain diluar kita?*
 R : *iya paham*

Based on the interview above, it shows that the discrepancy of subject content with the level and age of students is a major factor in learning. Therefore, the teacher's role is very important in the provision of learning resources that are in accordance with the needs, interests and abilities of students. Books obtained from the government are more appropriate for students who are in urban areas or students who are able to read fluently. Therefore students need to be equipped with various kinds of learning resources that are in accordance with the ability level of MIN III Bondowoso students by adopting appropriate teaching materials, adapting teaching materials according to the level of students' abilities and even making their own modules so that children who experience delays in reading can be handled well by conducting special classes or inclusion classes.

The learning strategy of reading in MIN III Bondowoso begins with grouping students who can read and students who cannot read. Classroom management conducted by the teacher is done to make it easier to give treatment to students who have not been able to read when entering first grade by conducting a placement test. After conducting a placement test in grade one, children who already able to read can continue by reading other books, but those who still unable to read are given special treatment so that they can read them smoothly by using reading card media to spell like B-A, C-A. Even so, there are still four second graders who still cannot read, so they still don't understand the form of questions in the book. They still need to be guided by reading questions as they work on problems. It seems in the results of the following interview:

- Q : *berikutnya saya mau bertanya tentang aktivitas membaca anak dna*

kemampuan literasi anak-anak, kira-kira saat panjenengan mengajar, sy tanya sebelum, porses dan setelahnya, syaa tanya ke bagian sebelum. Ketika sebelum, yang panjenengan lakukan bagaimana?

- R** : *sebelumnya saya melakukan tes terlebih dahulu, bagi yang sudah bisa saya memprsilahkan untuk lanjut membaca memahami text, nah bagi yang belum saya ajari satu-satu*
- Q** : *cara mengajarnya bagaimana BU?*
- R** : *nah anak-anak yang belum saya kasi kartu baca mengeja, seperti B-A, C-A*
- Q** : *itu di kelas 2 ya?*
- R** : *Iya*
- Q** : *kelas 2 ada berapa orang yang terlambat,*
- R** : *ada 4 orang yang belum lancar membaca. Padahal di kelas 1 sudah dipisahkan, saat yang lain istiahat, dia tidak istriht tapi masih diajari membaca, kelas 2 juga demikian.*
- Q** : *Bentuk buku bagaimana bu untuk pendalaman anak2*
- R** : *dibawa anak-anak pak. Itu kalau ujian masih dibacakan*
- Q** : *jadi bukan anak-2 yng baca?*
- R** : *iya pak jadi kita tetep membacakan, kalau baca sendiri ya enak*
- Q** : *kelas 2 itu sudah tematik ya? Berati sudah campur ya?*
- R** : *Iya*
- Q** : *lajh kalau membaca saj bermasalah, lah bagaimana naka2 memahami?*
- R** : *membacanya sj yang bermasalah bu, Cuma ketika diterangkan anak2 paham*
- Q** : *lah kalau mau mengerjakan soal gitu ?*
- R** : *ya akhirnya mereka tanya, sambil memperagakan kalimatnya (siapa yang membersihkan halaman? Edo buk, yasudah tulis). Ya di dikte,*
- Q** : *ada teksnya kan?*
- R** : *ada, teks dan gambarnya. Jadi disediakan gambar dulu disitu baru ada soalnya.*
- Q** : *jadi anak bisa menjawab tapi anak tidkak bisa membaca dan menulis?*
- R** : *iya, ada disitu kelemahannya*
- Q** : *kok bisa ya sudah kelas 2 tapi belum bisa membaca dan menulis?*
- R** : *karena di rumah ga diajari lagi*

In literacy learning from grade 1 to grade 3 there are some children who are still unable to read and are categorized as children with special needs. They are given by special handling because it needs repetition especially on long readings. So, children with special needs in class 2 need guidance from the teacher in the form of re-reading to make them understand. They needs tools in

the form of visualization of concepts so that material that is normally understood abstractly can be visualized concretely, for example between numbers and letters, students get to know more numbers instead of letters so the teacher must make symbols of letters written in the form of numbers. To give more understanding to children with a more concrete explanation, the teacher makes an explanation effort by demonstrating the fraction of the word "one third" to "1/3". If students still do not understand, the teacher uses teaching aids in the form of paper divided into three parts. This will make it easier for students who are slow to learn to read easily like the results of the following interview:.

- Q** : *padahal ada yg kelas 1 sudah dan bahkan sebelum sekolah sudah bias*
- R** : *disini ada seperti itu bu, ada malah yang sampe kelas 4,yg berkebutuhan khusus*
- Q** : *jadi yang dikelas 2 itu termasuk berkebutuhan khusus?*
- R** : *insyaAllah iya bu. Sudah diajari hari ini besok sudah lupa*
- Q** : *jadi kalau anak2 ada text gitu bisa lgsg memahami?*
- R** : *ya kadang ga bisa langsung, kadang ya tetp tanya maksudnya apa bu? Ketika sudah dibacakan baru mereka tau*
- Q** : *prosentasenya berapa bu lgsg paham dan dibantu?*
- R** : *80% anak lgsg paham. Untuk semua text?*
- Q** : *jika soal dan paragraf panjang anak-anak mulai bngung*
- R** : *kalau mateatika itu biasanya panjang, nah itu anak-anak susah*
- Q** : *ngga pahamnya itu karena apanya? Panjangnya tadi atau bagaimana?*
- R** : *iya, terlalu panjang*
- Q** : *padahal bahasa sehari2 bindo,*
- R** : *misal tiap anak dapat berapa bagian, 1/3, tulis angkanya dan hurufnya. Nah yang tulis huruf ini yang ndak paham*
- Q** : *yang lebih disulitkan di matemtaika?*
- R** : *iya,*
- Q** : *itumatematika jg terintegrasi?*
- R** : *iya, seperti tema 8 sy bingung cara jelaskannya ke anak, padahal sudah sesuai buku tapi ko hasilnya begini. Akhirnya sy pakai cara lain, pakai kertas, dibagi, ini dapat berapa?*
- Q** : *pernahkan ada text, anak2 ndak bisa, kemudian anak2 diminta memahami text lain?*
- R** : *tidak pernah*
- Q** : *jika mau seperti itu kira2 semakin bngung atau ngga?*
- R** : *makin bngung, ini juga mgkn karena umurnya kurang. Karena mereka kadang maksa*

The strategies used in learning literacy at MIN III Bondowoso class 1 to class 3 by retelling what they have read before. However, the results have not been maximized because the retelling story are still limited to a very short story. In fact, by retelling students are expected to be able to review the text read. But students still need to be stimulated so that they can evoke their memory to retell it with the help of the teacher. So, the teacher's role is very important in guiding students to read. In addition to textbooks provided by schools from the government, students are also given a fairy tale book to add reading material even though to understand the story of the fairy tale still takes a long time unless the characters are mentioned first as key words like the results of the following interview:

- Q** : *apakah anak2 diminta untuk menceritakan kembali ttg text yang sudah dibaca?*
- R** : *Iya*
- Q** : *bisa g anak2?*
- R** : *bisa tp jawabannya singkat2, harus ada pertanyaan*
- Q** : *jika diminta untuk membuat sendiri itu?*
- R** : *ga bias*
- Q** : *bgmn dengan kemampuan membuat peta konsep?*
- R** : *ga ada*
- Q** : *emampuan membaca, apakah anak2 mempunyai persiapan atau melakukan persiapan terlebih dahulu?*
- R** : *ngga ada, biasanya Cuma pakai wacana dan diminta oleh guru*
- Q** : *jadi harus dari gurunya ya?*
- R** : *Harus dipancing dulu, kalau lgsg ga bisa*
- Q** : *bagaiman dg budaya literasinya apakah sudah terbentuk di kelas 2?*
- R** : *belum terlalu, harus diarahkan dan dikontrol terlebih dahulu*
- Q** : *tanya ketika aktivitas membaca, selain buku text sering menggunakan buku tambahan?*
- R** : *ada buku dongeng, Cuma untuk pengetahuan anak2, Cuma tokohnya yang disebutkan*
- Q** : *apakah anak2 paham,?*
- R** : *ya guru harus berperan juga, tetap, kadang guru yang membacakan.*
- Q** : *kalau normal itu sudah bisa ya, Cuma kadang memahaminya yang kurang?*
- R** : *Iya*

The learning strategies used in literacy learning in addition to using indoor activity, teachers also use outdoor activities so that they can be freer to hand over late children. It is because teachers cannot use peer tutors considering they are still could not work independently. Students still tend to need individual handling by the teacher by repetition. This outdoor activity aims to provide a relaxed atmosphere for students so that students feel comfortable learning to read. For students who are not usual to read, the teacher gives extra time outside of class hours because the teacher believes that reading is a major factor in learning. If students cannot read, automatically, they cannot learn from others. So, four students out of 18 students who have problems reading need a special handler because the input of students who entered MIN III in Bondowoso is very heterogeneous with various potential students as in the following interview:

- Q** : *strategi apa yg ibu pakai utk memhami suatu text*
R : *kalau anak ga bisa itu biasanya saya meminta anak itu untuk keluar kelas dan diajar pengayaan oleh guru sukuan terkait dengan literasi/membaca. Karena ketika anak yg lain bisa dn serius mereka malah mengganggu*
Q : *kelas 2ada brp orang ? dn yg bermaslaah ada berapa?*
R : *semua 18, yag lambat 4 orang*
Q : *apa ga malah ketinggalan bu mereka?*
R : *untuk diterangkan biasa mereka ngerti dan bisa menyelesaikan, sulitnya Cuma membaca. Kadang mereka mengerjakan ya asal2an*
Q : *kalau anak tdk bisa membaca, otomatis dia bermasalah dg semuanya.*
R : *biasanya kalau sudah seperti itu mereka mengerjakan di meja sy, sy bant dan meeka mengrjakan lisan baru ditlis*
Q : *kalau seperti itu memungkinkan jawaban sama dong?*
R : *iya utk 4 org itu kemungkinan jawabanya sama*
Q : *pernah ga misalkan ketika anak2 diminta membaca text terus tidak bisa lalu diminta mecoba lagi?*
R : *iya, biasanya sy suruh baca sampai 3x. Kalau disuruh menceritakan kembali baru dipancing dulu. Soalnya bingung awal cerita gmn, gtu*

As in other schools, in MIN III Bondowoso, there are some children who are categorized as mentally disabled, so that the student can be said to have Downsyndrome, although it needs further scientific proof of the child's condition

so that they can provide appropriate treatment. Therefore, students who are categorized as disabilities in MIN III Bondowoso are given special handling with individual repetition and cannot be grouped using any approach both cooperative learning and Jig saw techniques and other techniques because they need careful and intensive attention and handling, like the results of the following interview:

- Q** : *berati permasalahannya karena anak berkebutuhan khusus td ya? Kalau normal tidak ada masalah ya*
- R** : *karena anak berkebutuhan khusus itu, bahkan ada yg down syndrom. Harusnya di slb. Tapi tetep diterima*
- Q** : *bukan sekolah inklusi ya*
- R** : *gurunay terbatas bu, jadi disini belum bisa*
- Q** : *pernah ga anak2 diminta sharing?*
- R** : *pernah, cm ya gtu tetap sj*
- Q** : *sberapa efektif bu terkait denag membaca berulang dan membaca dg teman?*
- R** : *lebih baik membac berulang drpd berkelompk*

Some reading problems for both children in the normal and disability handled by giving them the task of repeating and retelling verbally. In addition, and re-writing stories is also used to complement the strategies used. But the re-writing stories is only given when the availability of time is sufficient so that the achievement of reading is not yet maximum achieved, especially when students read the long paragraph, so they have not been able to find the main ideas of the paragraph so the teacher must handle individually to find the cause why they still do not understand the question such as the following interview results:

- Q** : *yg menyebabkan anak kesulitan memahami text itu ada dimn?*
- R** : *ada di kalimatnya y panjang. Slousinya ya memang harus bercerita*
- Q** : *berikutnya60ias60 terkait setelah membaca, anak diminta utuk apa?*
- R** : *anak sy minta utk menceritakan kembali secara tulis dan lisan*
- Q** : *lebih sering mana yng lisan atau tulisan?*
- R** : *lebih sering yg lisan. Yg menyebabkan susah itu karena nulisnya yg lama. Takut jam nya ndak nutut akhirnya ya sy suruh maju atau sy suruh cerita dari bangkunya*
- Q** : *kalaudiminta utk mencari ide poko tiap 60ias60raph gtu bagmn ?*
- R** : *ndak bias*

- Q** : kelas 2 maks ada brp 61ias61raph bu?
R : 3 paragraf
Q : kemudian utk memperkaya pemahaman anak, pada bagian2 tertentu itu bgmn caranya bu?
R : yang ndak 61ias dipanggil, ditanya yg mana yg ga 61ias, kenapa ko ga 61ias, yang ini bu (sambil menirukan).

In reading literacy learning, in addition to students being given the task of reading over and over again, students are also given the task of demonstrating stories like fable in the form of role play at the end of reading activities. Because the subjects in the second class do not yet have science subject or have not followed the thematic, the subjects taught are PKN, mathematics, and religion. Whereas those included as class teachers are mathematics, language, PKN, art and culture, and PJOK. So, the strategies used between one subject and another are almost the same. To resume reading the text, at this level it is still impossible to apply because it is still at the stage of learning how to read, unless they talk about past experiences. In mathematics, the teacher prefers to use the media rather than strategies, such as imitating frog movements. But on the discussion of shape and space not using media but by repetition. As for the PJOK subjects, teachers prefer practice rather than using strategies or methods such as the results of the following interview:

- Q** : itu jika matematika, bgmn kalau bhs?
R : ya ditanya lg, ini mksdx gmn? Kok bisa, lalu dibaca berulang2
Q : pernah ga membuat strategi beda gitu bu, mgkn drama games atau apa gitu?
R : kalau games tidak, kalau drama memang ada
Q : bagaimana itu?
R : biasanya ketika ada dongeng misalkan kancil dan buaya, diawal adadongengnya nah diakhir nanti bermain peran. Sambil pegang buku
Q : kalau mateatika dan sains gtu?
R : kelas 2 blm ada sains, pkn matematika bahasa agama
Q : yg masuk guru kelas apa sj
R : matemtika, bahasa, pkn, seni budaya, pjok
Q : saya pindah ke strategi membaca, ada beberapa mapel matematika pjok, kira2 strategi utk mengajarkan membaca sama atau beda?
R : sama strateginya, dibacakan dulu baru anak2 bisa paha. Tapi hanya utk contoh, untuk soal2 baru mereka sendiri, biasanya

setelah 5 soal gitu.

- Q** : *kalau membuat ringkasan gitu sudah apa belum ya?*
R : *belum kalau kelas 2, kecuali kalau bercerita ttg liburan dr awal sampai akhir baru bisa berdasar bahasa mereka.*
Q : *kalau terkait dg memahamai masalah matematika? Pernahkah menggunakan konteks serupa?*
R : *Cuma menggunakan media*
Q : *media nya apa?*
R : *misalnya bangun ruang, dengan menggunakan ruang terdiri dari bangun apa saja*
- Q** : *trus caranya gmn padahal ga ada media nya?*
R : *ya dijelaskan berulang2*
Q : *kalau pjok apa ada literasinya juga?*
R : *lgsg praktik pak. cm diterangkan lalu permainan, lah literasinya Cuma terkait dengan kata atau bacaan yang sy sediakan ketika sebelum permainan tadi, misalny anak lari terus ambil kertas bertulis katak, nanti dia menirukan gerakan katak dan temannya menebak*
Q : *pernah ga membelajarkan lietarsi itu dengan mencari kata kunci bacaan terlebih dahulu?*
R : *tidak pernah*

Informastion from Higher Grade Teachers (Grade 4 – 6)

The following is information from grade 4 - 6 teachers regarding literacy learning where subjects have taught by them. There are some subjects that do not use thematic, namely mathematics and PJOK. This means that these subjects are taught by major based teacher. Students in grades 4, 5, and 6 start literacy reading 15 minutes before learning begins. They start at 06.45 by reading RPUL and RPAL, while students grade 1, 2, and 3 read and write the Koran (BTQ) continued with reading activities after the Dhuhah prayer. At the time of the first Rakaat of Dhuha prayer the students read the short letters to recall the readings they had learned. As for the use of free time or recess, students read in the library according to the schedule set from Tuesday to Thursday because Monday is used for flag ceremony as in the following interview results:

- Q** : *tadi sudah mendengar bbeerapa pertanyaan, ada beberapa bagian*

- yang mau sy tanyakan. Kalau kelas v juga tematik?*
- R** : *iya, yg diluar tema ada matematika dan pjok diajarkan oleh guru bidang studi. Utk pkn, bindo, ipa, ips, spbd.*
- Q** : *tapi guru mapel mtk berbeda*
- R** : *sementara ini sy krn jumlahnya sedikit*
- Q** : *terkait dengan kebiasaan literasi. Sama atau tidak terkait dg membaca di perpustakaan?*
- R** : *sama, tapi khusus kelas 4, 5, 6 setelah pembiasaan sholat dhuha anak2 sebelum pelajaran masing2. 4, 5, 6 melakukan literasi pengetahuan umum, 1, 2 itu BTQ kelas 3
Yg dibaca sebelum pembelajaran, jam 6.45 anak sdh dikelas anak sdh di kelas dan sudah membaca. Utk kelas 5 membaca rpul dan rpal. Sampai jam pertama mulai (jam 7))*
- Q** : *setiap hari?*
- R** : *setiap harikecuali senin jumat, karena ada olah raga dan upacara*
- Q** : *diarahkan oleh guru?*
- R** : *iya, diarahkan guru, skrg halaman sekian*
-
- Q** : *ada evaluasi apa tidak?*
- R** : *ada kaitannya dengan tema yg dipelajari*
- Q** : *apakah hanya menggunakan rpul dan rpal? Selain itu anak punya jdwl sesuai dengan kelas masing2. Berati lgs disesuaikan dengan materi kelas 4, 5, 6*
- R** : *iya hanyamenggunakan itu sj, untuk selain 2 itu anak-anak hanya membaca diperpustakaan sesuai jdwl masing2*

Learning resources used by students in grades 4, 5, and 6 are RPAL and RPUL which already available at school. However, the content of the learning resources is not analyzed by the teachers, especially about the suitability level that some materials are not in accordance with Core Competence and Basic Competence. Therefore, the role of the teacher is very important to sort out the material, especially material that provides facilities for students to think at a high level as called HOTS (High Order Thinking Skills). Although there are some students who are still unable to think at a high level, the teacher tries to help them by doing peer tutoring. Unlike classes 1, 2, 3, and 4 who still use individual learning with repetition, then in grades 5 and 6, students have started to be invited to do Cooperative Learning. Unlike in class 2, at class 5 and 6, the number of students who carry disability or delay in thinking or unable to read

have started to decrease. To handle students who still need guidance, the teacher uses real object media and authentic material such as the use of invitation letters or other materials brought by students from home. These authentic materials are used by the teacher as a medium as well as a source of learning so that children can connect the material with real situations. In addition, teachers also look for other sources from the internet to complete the material as shown in the following interview results:

- Q** : *apakah bapak membuat analisis materi rpal/rpal mana yg akan dibaca?*
- R** : *tidak, pokoknya anak membaca sesuai materinya*
- Q** : *artinya kelas 4 baca rpal/rpul yg terkait dgn materinya, begitu jg dg kelas lain*
- R** : *kalau rpal/rpul sudah urut dr kelas 4, 5, 6*
- Q** : *apakah itu sudah sesuai dg buku yg disediakan pemerintah? Antara konten buku dan KI Kd*
- R** : *sdh match sebagian, ada tidak. Misal rpal itu ipa sj, sedangkan rpul itu ips sj.*
- Q** : *mksdx buku yg disediakan pemerintah dg ki kd apakah sudah sesuai*
- R** : *Sudah*
- Q** : *apakah di buku itu memfasilitasi anak utk berpikir hots anak sdh mampu mencapai harapan pemerintah belum?*
- R** : *sebgian sudah sebagian blm*
- Q** : *mksdx?*
- R** : *ya ada anak yg memang sudah bisa mencapai kemampuan hots dan ada yg belum, tapi hal ini wajarlah*
- Q** : *ada ga yang berkebutuhan khusus seperti di kelas 2?*
- R** : *kalau sepeti kelas 2 tidak, cm kalau hanya sebatas kurang bs memahami sj ada tapi beberapa*
- Q** : *buku kelas 5 berarti tetap tema2*
- R** : *Iya*
- Q** : *ketika anak kesulitan text pada buku pemerintah, apakah menggunakan text lain?*
- R** : *ada, tapi serignya mnggunakan tutor sebaya atau tmn yg sudahmmpu utk mengajarkan temannya*
- Q** : *apakah ketika mengajar pernah menggunakan media?*
- R** : *Pernah*
- Q** : *media apa itu pak?*
- R** : *kalau berkaitan dengan literasi sy menggunakan surat undngn, sy*

bawa dari rumah, atau besok anak2 diminta membawa surt undgn yg pernah diperoleh org tua kalian

- Q** : *kalo mtk dn sains bgmn?*
R : *kalau duaitu sudah ada dan disediakan disini*
Q : *inspirasi penggunaan media itu diperoleh drmn pak?*
R : *ya sy liat2 dan donlod2. Dna untuk memahami ke anak jika mrk belum paham gtu sy ya ambil dr donlodan itu*

Before learning literacy is done, the teacher provides teaching materials related to cultural diversity. The material comes from RPUL or from several downloaded materials from internet that need to be read within 5 minutes. Then, one of the children was asked to go forward reading aloud in front of the class so that it could be corrected with classmates. In addition, teachers also use peer tutors and read with friends' strategy or called as Buddy Reading because students in grades 5 and 6 have shown the responsibility of teaching friends and show independence of learning. In addition to reading aloud and buddy reading, the teacher also presents a concept map in making a summary of reading so that the system in the text can be read easily by students as shown in the following interview results:

- Q** : *lalu terkait dengan pemahaman keanekaragaman budaya?*
R : *dari kebiasaan mmbaca itu anak2 ada peningkatan terkait budaya. Kalau ndak baca kan ndak tau*
Q : *ada di buku pemerintah atau ndak*
R : *ada di buku pemerintah itu cukup*
Q : *peragny berbasis it atau manual?*
R : *ya menggunakan it, cm hasil donlodan sy tunjukkan dg lcd*
- Q** : *terkait dengan kemampuan meBaca anak2, apa yg panjenengan lakukan utk mempersiapkan anak2 dlm memhami teks?*
R : *sy meminta anak2 membaca bersamaan dlm wktu 5 menit, atau kalau ga gtu ada yg suruh membaca di depan, atau kalau ga gitu setelah satu baris terus ganti. Nah kalau tidak fokus nanti kan pasti disorak sama yg lain*
Q : *sebelum mengajar litrsi apa yg anad lakukan?*
R : *sy menyediakan bukunya dulu, nanti baca bagian dan halamn ini sampai ini*

- Q** : *pernah kah bapak memberi buku atau sumber lain?*
R : *pernah saat itu sy mint anak2 bawa atau donlod ini, skrg sepulang sekolah kalian ke warnet untk cai ttg ini.*

Although the curriculum applied is already the K13 curriculum which focuses on the inquiry method, teachers still use PPP (presentation practice, and production). It means that the teacher still uses the lecture method at the beginning of learning because students still need teacher's explanation. Related to reading literacy in mathematics, the teacher focuses on reading the formulas first so that the students can understand the meaning contained in the formula. The strategies used by the teacher to read RPAL and RPUL are no different. So, all teacher lessons use the same strategy even though there are some differences in accordance with the conditions of students. To anticipate students who are less able to capture the subject, the teacher uses keywords because in grades 5 and 6 students can be invited to conduct peer tutoring and Cooperative Learning based learning. In this stage, he students already able to make concept maps and all activities are always monitored by the teacher as in the following interview results:

- Q** : *pernahkah tidak sesuai dg harapan guru?*
R : *pernah, yag diharapkan ini yg diprin itu*
Q : *pernah ga dilakukan cara dlm mengantisipasi hal tsb?*
R : *lebih menjelaskan lg ttg kata kunci nantinya harus seperti ini dll*
Q : *kalau bapak sendiri menyediakan teks tambahan?*
R : *sementara ini sy tidak menyediakn*
Q : *langkah yg dilakukan utk membuat anak paham teks?*
R : *kalau kelas 5 hanya menggunakn tutor sebaya, misal ada yg tau dn paham ttg isi teks maka sy meminta dia mengajari temannya*
Q : *pernah menggunakan peta kosep?*
R : *Pernah*
Q : *gmn cara memfasilitasi dg hal itu?*
R : *dibuku sudah ada, dan yg mengembangkan anak2 smdiri*
Q : *utk matematika pak, k13 lebih pada penemuan. Njenengan menggunakan strategi apa?*
R : *kalau matematika sy menggunakan penjelasan dulu, kalau tidak malah mereka bngung. Kalau tidak melalui penjelasan mereka pasti belum bisa.*
Q : *kalau menggunakan lks berbasiss penemuan terbimbing bgmn?*
R : *kalau anak sudah tau kemungkinan dia bisa, tapi kalau misalkan*

belum dia pasti butuh penjelasan lagi

Q : *yg menyebabkan tidak mengguankn teks lain pa?*

R : *waktunya pak, kalau hanya itu nanti yg lain tdk kebagian*

Q : *pahamkah anak2?*

R : *ya paham lah*

Q : *utk literasi ipa, ips, matematika, apa strateginya sama?*

R : *masing2 tidak sama, rpal utk ipa, rpul ips, kalau maematika membaca rumus2 itu*

Q : *klau kelas 5 sdh terkait pemecahan masalah pak?*

R : *ada, misalkan lampu merah tiap..., hijau ..., kapan bertemu bersama2. Sebelum verita sy gunakan dulu ygtidak cerita. Baru sy ke soal cerita dn sy tekankan pada kata kunci*

Q : *yg ketika membaca dnmemahami masalah, aktivitas apa yg bapaklakukan?*

R : *ketika membaca mreka berkelompok, tapi tidak semua membaca krn ya ada yg males*

Q : *lebih bisa berkelompok apa sndiri?*

R : *lebih bisa yg sndiri, krn kalau berkelompok ada yg mengganggu, ada yg bermain, malah ga fokus. Ada yg pura2 dst*

Q1 : *ko seperti itu padahal kan di k13 lebih ditekankan dg berkelompok*

Q2 : *yang panjenengan lakukan malah spt apa pak kalau spt itu?*

R : *ya sy melakukanpendekatan pak, apa yg dibaca, memonitor anak, mengevaluasi*

Q : *diminta membaca lagi ndak?*

R : *Iya*

MIN III Bondowoso students are accustomed to carry a dictionary, so they have no difficulty finding difficult words or foreign languages such as "motivation" or "connotation". Even the majority of students' background is Madurese and Madurese as mother tongue, they are able to do it. Thus students can do literacy reading with longer paragraphs. From the long paragraph students can find the main idea of the paragraph. To maintain the local language, namely Madurese, students are asked to recount the text that has been read using the local language as the results of the following interview:

Q : *jika ada yg sulit memahami teks gtu gmn pak?*

R : *disini mayorits madura, misal ada kata "memotivasi", apa pak artinya ndak tau saya. Kata2 yg aneh bagi mereka ya mereka pasti tanya. Ini artinya apa ya pak? *sambil menirukan jawaban dan pertanyaan yang diajukan siswa. Sehingga kami*

menyediakan kamus pak

- Q** : *kan mirip pak bahasa madura dan bahasa indonesia?*
- R** : *disini kan desa bu jadi bahasanya ya agak beda, misalkan contoh kata kontoasi anak juga akan mencari artinya dikamus, tapi anak lebih sering tidak tau beberapa kata dan bertanya. Pokoknya yang ada -si, -si, -si gitu pasti tanya da. Jadi perlu bimbingan guru atau sy paksa untuk membawa kamus. Kalau ndak tau silahkan buka kamusnya*
- Q** : *sudah dibiasakan bawa kamus?*
- R** : *iya bu*
- Q** : *apakah anak bisa menemukan makna atau ide pokok suatu paragraf pak?*
- R** : *yaitu kalau anak ketemu kata sulit maka dia akan kesulitan untuk mencari makna atau ide dari paragraf, sudah silahkan buka kamusnya. Bahkan kadang tak jarang dibantu oleh gurunya*
- Q** : *berati kalau menemukan ide pokok itu?*
- R** : *iya anak2 bisa sendiri. Biasanya ada 4 paragraf, nanti ditanya pokok pikiran paragraf pertama apa, sampai ke empat. kalimat utamanya apa, simpulannya apa, anak2 sudah bisa menyebutkan*
- Q** : *berati anak2 pd kelas 5 sudah bisa memahami suatu bacaan ya*
- R** : *Iya*
-
- Q** : *pernah ga anak2 diminta untuk mengungkapkan kembali dengan menggunakan bahasanya sendiri*
- R** : *pernah, karena memang ada materi yang mewajibkan anak untuk menceritakan paragraf dengan menggunakan bahasa mereka sendiri. Ayo yang sudah selesai silahkan bercerita, yg sudah selesai sy suruh maju dan cerita di depan meja saya. Bukunya ditutup lalu sy bertanya apa yg km baca tadi. Tapi sebelumnya anak sy suruh untuk menulis terlebih dahulu, nantimajunya sambil membawa tulisan tersebut*
- Q** : *Kalau menggunakan drama, atau bermain peran begitu?*
- R** : *iya, bermain peran biasanya tapi tidak banyak dilakukan karena sering waktunya ga nutut*
- Q** : *arah kompetensinya untuk apa itu nanti pak?*
- R** : *lebih bnayk ke menceritakan kembali, karena jarang ko diminta spt itu, paling cm 1 atau 2 sj*
- Q** : *ada mapel apa sj pak?*
- R** : *saya urut ya ada ipa, spdb, ips, bahasa indonesia, pkn, untuk mtk dan pjok diajar oleh guru mapel*
- Q** : *kalau literasi matematika cara mengajarnya bagmn? Sama atau beda2*
- R** : *beda2, karena kalau literasi lebih banyak pada bahasa indonesia. Kalau yg lain ya ada jg tapi sedikit tdk spt bahasa indonsia*
- Q** : *berati menceritakan kembali itu merupakan strategi yg dipake*
- R** : *Iya*

In contrast to learning literacy in Indonesian language lessons, learning literacy in mathematics subjects still has to be explained first, because students have not been able to capture the contents of the story based questions in mathematics courses. After being explained by the teacher, students work on the assignment and get explanation again if there are students who have not understood it perfectly. While in learning Indonesian and social studies, the teacher gives brainstorming by asking topics to explore students' initial information to open schemata content later or Building Knowledge of Field (BKOF). After that, the teacher gives modeling by presenting text or Modeling of Text and proceed with grouping Peer tutors or Joint Construction of Text (JCOT) and end with the opportunity for students to read independently or Independent of Text (ICOT) like the results of the following interview:

- Q : *kalau matematika?*
R : *kalau matematika butuh penjelasan bu, baru anak2 diberi tugas*
Q : *berati penejlasan dulu baru masalah, apa masalah dulu baru penjelasan?*
R : *penjelasan dulu baru maslah*
Q : *kalau ips?*
R : *ips baca juga, baca baru penyelesaian tugas. Kalau ips kn tidak ada menceritakankembali*
Q : *darimana panejennngan bisa memilah.dan memilih strategi yg sesuai pdsetiap mapel?*
R : *kalau memilahnya, sy fokus literasi hanya pada bahasa indonesia pak*
Q : *kalauips td kan ga pernah menceritakan kembali, apakah anak diminta meresume?*
R : *tidak pernah bu, karena perintahnya Cuma diminta menjawab pertanyaan dr teks itu sj*
- Q : *kalau matematika?*
R : *kalau matematika butuh penjelasan bu, baru anak2 diberi tugas*
Q : *berati penejlasan dulu baru masalah, apa masalah dulu baru penjelasan?*
R : *penjelasan dulu baru maslah*
Q : *kalau ips?*
R : *ips baca juga, baca baru penyelesaian tugas. Kalau ips kn tidak ada menceritakankembali*

- Q** : *darimana panejenngan bisa memilah.dan memilih strategi yg sesuai pdsetiap mapel?*
- R** : *kalau memilahnya, sy fokus literasi hanya pada bahasa indonesia pak*
- Q** : *kalauips td kan ga pernah menceritakan kembali, apakah anak diminta meresume?*
- R** : *tidak pernah bu, karena perintahnya Cuma diminta menjawab pertanyaan dr teks itu sj*
- Q** : *ini semua teks ada ya pak? Tersedia?*
- R** : *ada, semuanya lengkap. Biar saya perlihatkan *mengambil buku terbitan pemerintah*

Data from Kebangsaan Bukit Rokan Utara School, Gemencheh, Negeri Sembilan (Malaysia)

Need analysis on the development of literacy learning model in Malaysia is presented based upon the theme and sub-themes. There are several themes Yag aka presented in the analysis of needs such as: first, the content of which contains oyektif reading program; secondly, the maintenance program that includes pengasinga pupil, the conditioning routine and special assistance; third, covering Keupayaan student learning should not be read; Fourth, the type of program that includes the user-friendly program; fifth, needs assessment that includes assessment; sixth, the strategy involves the need to read, peer counselors, teachers observers, the arrangement is conducive, reading materials, and support from parents.

1. contents

The content is meant here is the content or the content of the reading material must be in accordance with the purpose of the reading program in Malaysia. Elementary school students in Malaysia should know tujuan read after they know and achieve reading competency of reading materials that have been read. So to facilitate students achieve their reading competence should know the purpose of reading so that the goal can be achieved with good reading. One example of NILAM program, students do not know what is meant in the NILAM program so that the learning objectives in the program can be achieved as already expressed by the following respondents:

Wajib bagi setiap murid tahu objektif....perlu ada kemahiran membaca baru boleh capai objektif dan seterusnya dapat tanam minat membaca (11, 237-288)

Ha itulah objektif dia mestilah murid kena paham kenapa mereka kena buat macam itu, (12, 136)

Murid tahu program Nilam tapi masalahnya, murid ni dia tak paham objektif program Nilam ni untuk apa. (13, 167)

2. Stress Management Program

Handling the program here is a student who can not read required a special time to give special handling and treatment so that students who are categorized as slow reading are grouped together and given a different strategy with other students. Hetrogenitas students' skills in reading takes time to manage the duration of time reading. For students who are ready to read her will last reading to 30 minutes but for students who can not read fast he only lasted 5 minutes so that students can survive read 30 minutes and students who just last read 5 minutes can not be used as a group, they Hars separated so could the hand perfectly. The strategy is based on NILAM program for students who are slow reading is 3 M of reading, thinking,

Mungkin pelajar yang tak boleh membaca ni. kita buat satu approach lain. (11, 98)

Kita kan ada murid yang macam-macam keupayaan, sebab murid yang selalunya lemah ni dia memang akan bising, kalau program membaca sampai 30 minit, 5 minit pertama je diorang akan survive. Bila bising macam tu mulalah dia akan kacau kawan tu tak focus langsung main sama (12, 86)

Bagi sayalah muridni ada macam-macam tahap keupayaan, so untuk murid yang lemah mungkin boleh laksanakan program atau aktiviti yang sesuai dengan mereka.

Dalam program nilam, ada satu buku yang perlu murid catat, bahan bacaan mereka jadi masalah berlaku bila murid tak pandai menulis ni, jadi cikgu memang perlu beri bantuan yang khusus untuk mereka. (11, 221-222)

Jadi murid yang bermasalah dalam 3M membaca, mengira dan menulis dia memerlukan bantuan khusus kalau nak pastikan mereka ni adasikap nak membaca. (11, 221-222)

Students who have not read the last mepu to 30 minutes, they were grouped together to get special help from teachers using specific strategies to fit their needs. In NILAM special assistance program for students who are categorized into 3 M slow reader, reading, thinking, and writing is the serious treatment that does not affect students who suda adept at reading because reading is a habit that routine as the interview follows:

Okey membaca selalu menjadi rutin dan amalan dalam kehidupan manusia (11, 126-127)

Schools that are less focused on reading it will be difficult to implement habituation read. So support for schools to be critical in fostering an attitude like reading, then there needs to be efforts of schools to pay more attention to habituation interviews read like the following:

Susah nak pupuk membaca kalau budak nak pandai membaca lagi. (11, 100-101)

Kalau peringkat sekolah rendah yang susah nak terapkan tabiat membaca bila murid tak pandai baca, jadi memang agak sukar untuk kita pupuk sikap suka membaca (12, 112)

3. types of programs

Reading program includes program type or user-friendly intimate as has been done by the already very good NILAM program to be implemented, but the lack of getting a response from the public due to lack of promotion or brochures that introduce the advantages of the program. Therefore we need social media to introduce further keunggulan such programs as the result of the following interview:

Sebenarnya program Nilam itu dah oke sangat, bagus

sangat, Cuma untuk kanak kanak tak boleh membaca ni dia memang bosanlah bila tengok kawan kawan lain khusyuk membaca, jadi rangka program tu perlu ada pengkhususan untuk yang tak boleh membaca ni macam mana nak attract diorang (11, 224)

Program Nilam ni memang sangat bagus, Cuma saya rasa mungkin boleh buat lebih menarik ataupun pelbagaikan iklan dekat TV so semua orang tahu. (12, 176-177)

4. Assessment purposes

The purposes of this assessment includes assessment of the reader, meaning that students who read the activities monitored or monitored in order to determine the extent of the development of reading so that at a later stage there needs to be feedback from the teacher. Feed back from the teacher can be a gift or reward that can motivate students who love to read them. This assessment should be no special strategies for students who are proficient reading and students who are not adept at reading as the result of the interview follows:

Penilaian tu kadang-kadang kesian saya tengok yang pandai membaca memang ia laju diorang boleh membaca and dapat award bila dah capai tahap emas, gangsa, perak dan sebagainya, tapi yang murid murid tak boleh baca ni, memang tak dapat diorang. (11, 297)

Bentuk penilaian ini saya rasa perlu ada strategi lain terutama kepada kanank kanak yang tak boleh membaca sebab diorang memang tak boleh menulis, jadi macam mana diorang nak lengkapkan buku nilam mereka untuk dinilai. (12, 279-29)

1. Strategy

Reading strategies discussed in this theme include: the purpose of reading, peer counselors, teachers observers, the arrangement is conducive, reading materials, and support for foster orangtua. Untuk student proficiency in reading need special strategies for the mastery of reading materials will

connect students to the knowledge being sought. Therefore, peer tutoring is done to help a friend who has not had a reading proficiency. Tutor peer or Buddy reading is done to help couples who can not read so that students learn equally impressed. In this reading buddy activities of the teacher's role is to monitor all of the activity as monitored by the teachers themselves NILAM program to monitor student activity.

Activity of reading required a conducive atmosphere so that students feel comfortable. The conducive atmosphere could be in the form of a special room or cafeteria, classroom, or reading corner could be provided teacher at school and at home provided by the parents. Teachers and parents also must provide reading material with varied types of texts that students or children at home can choose different types of readings to her liking. Besides reading at home is very important for habituation to read because reading in schools is not enough. The role of parents is very important in giving and create a learning atmosphere son of his daughter and gave the facility of reading materials at home karea students to spend more time at home than on such interviews as the following:

Kemahiran membaca dan penguasaan yang baik bidang bacaan dapat membantu mereka menanam sikap suka membaca ... (11, 140-141)

Murid perlu ada kemahiran membaca dulu untuk pupuk sikap suka membaca. (12, 78)

Membaca ni jambatan ilmu, jadi memang perlu ada strategi yang baik untuk pupuk sikap suka membaca ni. (13, 90)

Pasangkan yang tak pandai membaca dengan murid yang pandai membaca agar murid boleh terkesan dan sama-sama belajar. (11, 67)

Saya rasa buat buddysystem, so everyone boleh bantu satu sama lain. (12, 87)

Kalu ikut budak ni dia lagi seronok dengan kawan, jadi saya rasa buat satu program rakan pembimbing, so rakan

yang boleh membaca ini sama sama $\square \square$ kawan yang tak boleh membaca, contoh waktu datang sekolah, mungkin mereka boleh duduk sama sama mentelaah. (13, 222-223)
Peranan guru sangat penting, selain mengajar dalam program guru mesti berkebolehan untuk memantau aktiviti membaca pelajar. (11, 111-112)

Aktivi membaca memang perlu dipantau jadi kat sekolah cikgu la kena pantau. (12, 156-157)

Bila pelajar buat aktiviti membaca, cikgu lah yang kena semak dan kena tengok catatan pelajar dalam buku nilam. (13, 190-191)

Perlu ada ruangan tertentu atau kita kata sudut khas untuk aktiviti membaca, contoh macam kat sekolah memang kita dah ada pusat sumber, tapi kurang juga murid pergi, so mungkin boleh adakan di kantin, pelbagaikan la kat mana boleh buat. (11, 220-221)

Membaca ni perlu ada satu suasana, pelajar pula aaa, dia banyak masa dalam kelas, jadi suasana membaca perlu diwujudkan dalam kelas. (12, 243-244)

Macam kita makan, kita ada ruangan makan, macam tu juga membaca perlulah ada satu suasanan yang kondusif juga unuk membaca yang itu bergantung kepada kreativiti guru atau ibu bapalah. (13, 167-168)

Bahan bacaan tu kan macam-macam jenis, so pelajar perlu didedakan dengan pelbagai sumber bahan bacaan. (11, 156-157)

Bila pelajar nak baca buku kita jangan hadkan jenis bahan bacaan. Cima cikgu lah kena pantau pelajar tentang jenis buku yang dibaca sebab kalau komik kartun macam tak sesuai terutama karon yang guna bahasa tak sesuai (12, 189-190)

Dekat sekolah ada macam macam bahan bacaan, jadi dekat rumah kalau nak pupuk sikap membac ini perlu ada jugalah sumber bahan bacaan. (13, 122-123)

Ibu bapa juga perlu pantau lah juga kat rumah macam suruh anak at least baca buku satu hari sebuah. (11, 67)

Sebenarnya peranan ibu bapa sangat penting untuk menanm sikap membaca, sebab budak banyak masa dekat rumah, kalau kat sekolah masa diorang terhad, macam kita sekolah rendah kita ada 11 subjek. Jadi dia dah bosan nak

baca buku dah kat sekolah. (12, 234-234)

Tabiat ni perlu dipupuk di rumah, bukan sahaja di sekolah, jadi mak ayah tu lah penting untuk pastikan anak membaca. (13, 125-126)

From those data then it can be grouped in to a table that compare both of the countries about reading-literacy learning in elementary school. Table 3 below show the comparison both f the country:

Table 4.2. The Comparison of Need Analysis from Indonesia and Malaysia

No	Aspects	Score		
		Indonesia LG	HG	Malaysia (LG & HG)
1.	<i>RLL Procedure</i>			
	Analyze the text content	2	2	2
	Provide an overview of analytical inference to the text	1	2	2
	Responding to the text critically by using rational thinking supported by complete authentic evidence both in the text and from outside the text;	3	2	1
	Produce creative understanding by using a variety of media that is multimodal	2	3	2
	Produce creative understanding by using a variety of media that is multimedia	3	2	3
	Produce creative understanding by using a variety of media that is multicultural	1	1	1
2.	<i>Pre-reading Activity</i>			
	Must activate students' schemata	3	2	2
	Identifying the text	2	2	2
	Determine the purpose of reading	3	3	2
	Compiling questions that are bound by the text	2	3	2
	Preparing the text for reading activities	1	2	2
	Choosing the text model to be used in learning	3	2	2
	Generating initial knowledge	3	3	2
Predict the text content	2	3	3	

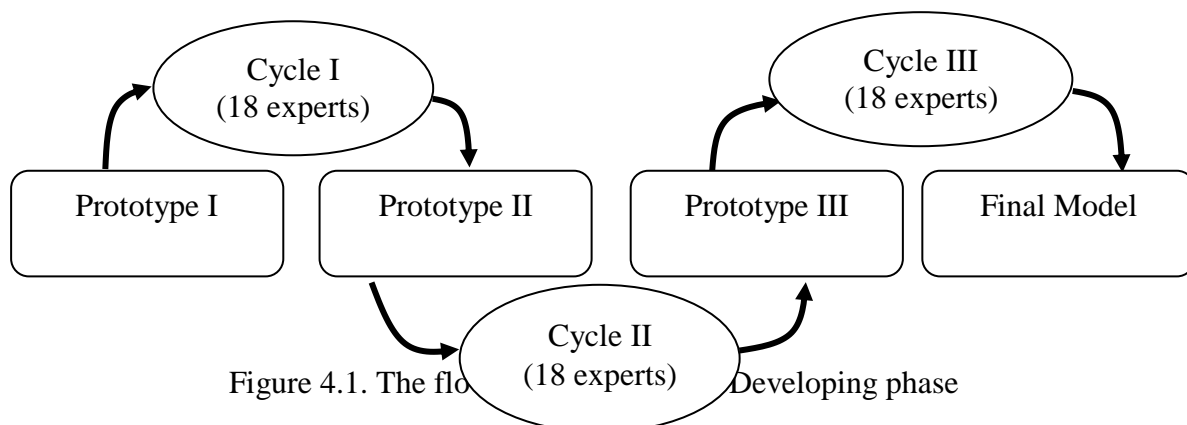
	Establishing after reading strategies	1	2	2
	Guessing text content	1	1	1
	Brainstorming	1	1	2
	Developing concept maps	2	1	1
3	<i>Whilst-Reading Activity</i>			
	providing the text	2	2	4
	encourage meaningful conversation activities	3	3	3
	monitor students in their activities	4	3	3
	encourage students to read again	3	4	2
	observe student rereading activities	3	4	3
	collaboration and cooperative attitudes to share understanding and information with other students	1	2	2
	- reading text, analyzing and quoting text for a specific purpose	2	3	3
	- actively engage in conversations and notes on a focus that is aligned with the learning objectives			
	- repeat reading with the aim of expanding and deepening understanding of the text			
	- rereading			
	- continue collaborative activities until a deep understanding of the features and intentions of the text			
4	<i>Post-reading Activity</i>			
	Rewrite the text	1	1	1
	Compare the text with other texts	1	1	2
	Do dramatization	2	1	1
	Describing the main idea	2	2	2
	Making teaching aids	3	3	2
	Doing research to enrich the topic	1	1	1
	Conduct interviews with related informants	1	1	1
	Make diorama stories	1	1	1
5	<i>Reading Strategy</i>			
	Multiliterate reading method this method is suitable for the history, social science and the citizenship education theme.	2	3	2
	Reading Inquiry Learning	3	2	2
	Mathematical Problem Exploration	1	1	3
	SQ3R method for Social Sciences (survey (observe), question (ask),	3	2	2

read, and review.			
PQRST Method for Science Text (preview, question, read, summary, and test)	2	2	2
Total	77	79	76
Score	0.41	0.41	0.40

It can be seen from the table that Indonesia and Malaysia reach approximately similar score for learning literacy. Indonesia shows 0.41 for both lower and higher grade. Meanwhile, Malaysia stands for 0.40. According to Arikunto (2017), those scores indicate that both of the country still weak for Malaysia and moderate for Indonesia. However, there is no significant discrepancy among both of them which is only 0.01 of the difference. Therefore for those aspect, Indonesia and Malaysia can be said that they have similar ability in learning literacy. It also supported by the result of PISA (OECD, 2015), that both Malaysia and Indonesia has slightly different for their achievement at PISA. According to table 3, then researchers analyze that there are 8 constructs must be develop as model of learning literacy. Those construct are: 1). learning objectives; 2). instructional material; 3). learning experience; 4). learning strategy; 5). learning literacy procedure; 6). time allocation; 7). monitoring, and 8). learning resources. Because there is different result from the need analysis for Indonesia, then those 8 items as the main things for the model divided into 2 types, for lower grade and for higher grade. In other side, Malaysia has the same concern for both lower and higher grade, then the model for both countries then follow the Indonesia, which is consist of 2 models of learning reading-literacy.

B. Designing and Developing Phase

There are 3 prototypes which have been developed by researcher. And also there are 3 cycles as the development process in forming the final model of learning literacy. The process of developing which consist of 3 cycles can be seen as figure 4.1 below:



It can be seen from the flow chart (figure 2) above that in designing and developing phase there are 4 product and 3 process/cycle. Prototype I as the result of need analysis, Prototype II as the effect of cycle I when Prototype I has been given to 18 experts, Prototype III (at Cycle III) as the effect of cycle II when Prototype II has been given to 18 experts, then the result of cycle III has been revised to get the final Prototype or final-developed model.

Design of Lower Grade Model of Learning Reading-Literacy

Prototype I

Prototype I is the initial prototype developed by researchers. This prototype consist of 8 constructs that gotten from need analysis phase. Those constructs s are: 1). learning objectives; 2). instructional material; 3). learning experience; 4). learning strategy; 5). learning literacy procedure; 6). time allocation; 7). monitoring, and 8). learning resources. The constructs then play as the initial model of learning reading-literacy. Every constructs then developed into several items to guide the learning activities practically. construct 1 then develop into 6 items, construct 2 develop into 5 items, construct 3 then divided into 3 items, 8 item was developed as the result of construct 4; 2, 3, and 1 were the items which was developed from construct 5, 6, and 7 respectively, and the last construct then develop into 4 items. The model as the result of prototype I designed as follows:

- a. Reading Literacy Learning Objectives

1. Encourage curiosity of students in reading Generate students' eagerness
 2. Build awareness of students to love reading
 3. Familiarize students read at home
 4. Develop the practice of reading literacy in schools
 5. Making the school as fun-learning park and a friendly place so that students are able to manage knowledge.
 6. Maintaining continuity of learning by presenting various readings and accommodate a variety of reading strategies.
- b. Instructional Material in Reading Literacy Learning
1. Thematic lessons compulsory in schools
 2. Additional thematic subjects according to the school environment
 3. Integrated thematic subjects according to age and level of student
 4. Supporting books that match to students' interests
 5. Fairy tale or story
- c. Learning Experiences in Learning Literacy Reading
1. The habit of reading outside the classroom at the time of studying at school
 2. The habit of reading at home
 3. At the time of first rokaat of Duha, the pray toughened
- d. Methods and Learning Strategies
1. Top-down reading strategy (Strategy reading from the beginning of knowledge possessed by the readers of the text to be read)
 2. Bottom-up reading strategy (Reading strategies that begin with the letter, phrases, sentences, paragraphs, and so on)
 3. Interactive reading strategy (The combination of top-down reading strategy and bottom-up reading strategy)
 4. SQ3R methods (survey, question, read, and review) for social sciences
 5. PQRST Method (preview, question, read, summary, and test) for physics text Science
 6. Careful reading method multi-literacy
 7. Methods of inquiry learning to read

8. Exploration methods of mathematical problems
- e. Learning Literacy Procedure
 1. Analyze the text content, implicitly and explicitly
 2. Giving analytical-inferential blueprint of the text
- f. Time Allocation
 1. Extra time allocation of 15 minutes to 45 minutes
 2. Read in the library at rest based on the schedule that has been created
 3. Reading at home, related to the tasks given by the teacher to solve problems or encapsulate
- g. Monitoring
 1. There are books liaison between teachers and parents to check the tasks assigned by the teacher
- h. Learning Resources
 1. Iqra 'Authorship KH. As'ad Humam for those who cannot yet read the Qur'an
 2. Al-Qur'an
 3. Narrative essay Sharfiah Kyai Taufiqul Judge for grade 2
 4. Al-Nur Miftahu li Abd al-Uluum bouquet. Muhith to Grade 3

The 1st prototype then was given to 18 experts of elementary education expert to be validated and asked additional items which will be used as the basic of prototype II. This process is called as 1st cycle (cycle I).

Cycle I

The Prototype I then become the need in Cycle I. This cycle was done for 4 days by giving the prototypes to the 18 experts. 18 experts then evaluated the initial construct and items to get the valid one; and additionally, they gave some additional items to anticipate and complete another chance of the constructs as the model. After 4 days, researchers received the revised model from the 18 expert then analyzed it to get the revised model. All of the comment, additional constructs which given by the experts then evaluated by researchers, and most of the advice is written as new items to complete the previous items as long as there

is no same items from different expert. The revised item and items afterall became the new model which is called as prototype II.

Prototype II

Prototype II is the result of cycle I. This prototype is totally different from the initial prototype (prototype I) because there were alot of additional items which was added by the experts. From detailed additional items can be seen from table 2 below.

Table 4.3. The change of Prototype II toward Prototype I by Cycle I

Construct	Number of items for each Prot		Add-items	Change (%)
	Prot I	Prot II		
Reading Literacy Learning Objectives	6	19	13	0.68
Instructional Material in Reading Literacy Learning	5	16	11	0.69
Learning Experiences in Learning Literacy Reading	3	14	9	0.64
Methods and Learning Strategies	8	20	12	0.60
Learning literacy procedure	2	16	14	0.83
Time Allocation	3	10	7	0.70
Monitoring	1	9	8	0.89
Learning Resources	4	9	5	0.56

Meanwhile, the Prototype II, after got some revision from the expert, can be seen as follows:

a. Reading Literacy Learning Objectives:

1. Encourage curiosity of students in reading
2. Build awareness of students to love reading
3. Familiarize students read at home
4. Develop the practice of reading literacy in schools
5. School makes learning fun as parks and schools child-friendly so that citizens are able to manage knowledge.
6. Maintaining continuity of learning by presenting various readings and accommodate a variety of reading strategies
7. Trains students to memorize

8. Help improve students' knowledge and ability to provide critical appraisals of writings
9. Improving the quality of students' use of time so that more useful
10. Create a classroom environment that promotes a culture of reading literacy
11. Train students in reading comprehension
12. Increase the vocabularies
13. Optimizing the performance of students' brains
14. Improving the ability of reading comprehension and critical thinking
15. Improving the ability to analyze and verbal skills in reading information review
16. Provide a pleasant reading experience
17. Trains students to appreciate and care for books
18. Developing character familiarization of learners through literacy
19. Stimulate the basic ability of students in the process of reading comprehensive

b. Subjects in Reading Literacy Learning

1. Thematic lessons compulsory in schools
2. Additional thematic subjects according to the school environment
3. Integrated thematic subjects according to age and level of student
4. Supporting books that match their interests and the interests of students
5. Fairy tale or story
6. The literature with regard to the value of local wisdom
7. A collection of poems and rhymes
8. Bigbook that match the theme
9. General encyclopedias, social, science and Islam
10. Books have small works (KKPK)
11. Books Islamic exemplary stories
12. Teaching materials designed for student learning (handout book)
13. LKS / Modules

14. Motivation wall in the classroom
 15. Child magazine, comics and picture books
 16. Game contains lessons and supporting age-appropriate thematic
- c. Learning Experiences in Learning Reading-Literacy Reading
1. The habit of reading outside of the classroom at the time when at school
 2. The habit of reading at home
 3. At the time of first rokaat Duha prayer, read toughened
 4. The habit of reading in the classroom before school starts
 5. High-level thinking
 6. The habit of telling children at home and at school
 7. The "weekly contest for literacy"
 8. Inviting students study Regional Library bookmobile or present party
 9. The habit of going to school library
 10. Quiz read the morning
 11. An hour must-read (once a week)
 12. Analyzing the content of a story or reading
 13. Recounting the readings
 14. Competition held fast and precise reading (read race weekend)
- d. Methods and Learning Strategies
1. Top-down reading strategy (Strategy reading from the beginning of knowledge possessed by the readers of the text to be read)
 2. Bottom-up reading strategy (Strategy reads that begin with the letter, phrases, sentences, paragraphs, and so on)
 3. Interactive reading strategy (combination of top-down reading strategy and bottom-up reading strategy)
 4. SQ3R methods (survey, question, read, and review) for social sciences
 5. PQRST Method (preview, question, read, summary, and test) for physics text Science
 6. Careful reading method multiliterasi
 7. Methods of inquiry learning to read
 8. Exploration methods of mathematical problems

9. Forum to read for people in schools (forming school literacy team)
 10. Method of reading together (cooperative)
 11. Method of playing a role (role playing) of read and played a character that is read
 12. Methods skimming (scanning) and fast reading (skimming)
 13. Explorative methods - interactive social and humanities
 14. Eksplanitif method - interactive for Saintek
 15. PAIKEM methods (active learning effective and fun creative interactive)
 16. Methods read a loud (read aloud)
 17. Reading while singing
 18. Reading, writing
 19. MOT (modeling of text)
 20. Reading Strategies - FAQ (Request Reading Question)
- e. Reading Literacy Learning Procedures
1. analyzing the content of the text, either implicit or explicit
 2. give analytical inference picture of the text being read
 3. Respond to different types of questions
 4. Summarizing the contents of the text and give readings conclusion
 5. Using early literacy (Clay, 2001)
 6. Using basic literacy
 7. Using the library literacy
 8. Using technology literacy
 9. Using visual literacy
 10. Retelling the content of reading to friends in class
 11. Explore in depth knowledge related to the content of the text
 12. Broadly explore experiences related content existing text
 13. Stimulate and encourage clicking systems of knowledge and experiences related to the text read
 14. Stimulate and encourage clicking systems of knowledge and experiences related to the text that reads x

15. Provides an explanation of the message contained in the text or reading

16. Analyzing the main idea in each paragraph of text

f. Time Allocation

1. Extra time allocation of 15 minutes to 45 minutes

2. Read in the library at rest based on the schedule that has been created

3. Reading at home, related to the tasks given by the teacher to solve problems or encapsulate

4. Reading in the school environment

5. Read in public, reading garden, a library area

6. Read ahead home 10 minutes

7. Providing recitation task read at home

8. Extra time allocation professionally based on the level of saturation analysis of student

9. Reading on an empty hour

10. Hold a quiz competition through reading literacy (reading understanding test).

g. Monitoring

1. There are books liaison between teachers and parents to check the tasks assigned by the teacher

2. There is a journal read

3. There is a self-evaluation guide students with regard to literacy checklisted by the students concerned

4. There is a coordination meeting between teachers and parents every quarter

5. Through peer assessment checklist

6. There are books on the development of literacy skills of students from time to time

7. There is a semi-open online application between stakeholders madrassas

8. There is a regular online monitoring system that not only do teachers / parents / principals / supervisors but also by the students themselves with the relevant application with the ability
 9. books achievement
- h. Learning Resources
1. Al-Qur'an
 2. A collection of poems and rhymes, books fairy tales, folklore, children's magazines and a collection of Islamic stories Islami
 3. School Library and The Library area
 4. Translation Akhlaqul book lil Banin
 5. Al-Qur'an and its translation
 6. Juz Amma
 7. Daily prayer and worship practical guidance
 8. Other Indonesian literature
 9. Other Malaysian literature

Cycle II

The Prototype II then become the need in Cycle II. This cycle was done for 4 days as well by giving the prototypes to the 18 experts. 18 experts then evaluated the items to at prototype II to get the valid one. After 4 days, researchers received the revised model from the 18 expert then analyzed it to get the revised model. Fortunately, in this cycle there was several reduction item from items at previously prototype. Moreover, there were several comments from the expert about the items which was added by the expert in previous cycle. Therefore, there is slightly reduction, and there were revision at the existing items which is must be detailed and specified. Then, in this process produced prototype III. the comment can be seen as the table 2 below:

Table 4.4. Revision, Comment and Additional Explanation of the Experts

Expert code	Code of construct-items	Comment
008 (Lecturer)	A2	The low class level of literacy awareness is still within the scope of naïve awareness

A3	Need full assistance from parents
A6	To get to this step, it takes a longer process and time for lower grade children
B1	Repetition of teaching material as obtained in regular learning in class
B2	Repetition of teaching material as obtained in regular learning in class
C1	For low class, this process needs to be accompanied by the teacher and directed
D1	It is often necessary to try to implement it in the lower class so that knowledge can be better organized and systematized from beginning to end
D2	It is often necessary to try to implement it in the lower class so that knowledge can be better organized and systematized from beginning to end
D3	The combination of these two strategies is too heavy for low grade students
D8	Boost students' desire in remembering certain concepts
D9*	It is urgent to carry out the school culture to support massive literacy culture
D10*	It needs to be implemented so that students learn to cooperate
D11*	This suits the low class learning style: learning by playing / doing
D12*	Train reading speed
D13*	So that the understanding gained from reading can be explored and associated
D14*	Train students' verbal-linguistic skill
D15*	Needs to be done so that learning is more fun
D16*	Need to be done to get the harmonious learning style
D17*	Creating a pleasant learning situation
D18*	Productive based learning
D19*	Productive based learning
D20*	Productive based learning
E2	Low class needs to be done to train HOTS thinking
E3*	Low class needs to be done to train HOTS thinking
E4*	Low class needs to be done to train HOTS thinking
E8*	Need to be done as an introduction to the class Low
E9*	It needs to be done as an introduction to the low class
E10*	It needs to be done as an introduction to the low class
E11*	It needs to be done as an introduction to the low class
E12*	It needs to be done as an introduction to the low class
E13*	It needs to be done as an introduction to the low class
E14*	It needs to be done as an introduction to the low class
E15*	It needs to be done as an introduction to the low class

	E16*	It needs to be done as an introduction to the low class
	F2	During breaks time, low grade students can be refreshing while playing
	F3	Need extra assistance from teacher and parent
	F4*	Need extra assistance from teacher and parent
	F5*	Need a massive literacy movement
	F9*	Need extra assistance from teacher and parent
	G3*	Need extra assistance from teacher and minimize the drawbacks and inefficient activities
	G5*	Need extra assistance from teacher to detect an objectives students
	H2	Need a translation as well
	H5*	Need to do
	H8*	Aqidah Islam source
	H9*	Aqidah Islam source
	H10*	Shaping character as a human creature whom compulsory to ask to pray
011 (Teachers)	B2	An additional thematic basis is conditional by looking at the school environment, because it is conditional it is flexible
	B3	The perspective of children's psychology necessitates compatibility between subject and age
	C1	Reading is not just reading a textbook, while playing by reading on the wall of a school / tree branch writing it is also reading that needs to be familiarized
	C2	Reading is not just reading a textbook, while playing by reading on the wall of a school / tree branch writing it is also reading that needs to be familiarized
	C3	Why only frst rakaat?
	C5*	What does it mean?
	C6*	Train imagination
	C7*	How the mechanism?
	C8*	Refresh by new situation and condition to read
	C11*	Obligations need to be packaged with a pleasant atmosphere
	C12*	Is that possible for lower grade?
	C13*	Train imagination
	D2	This is good, it's just that it doesn't explore the imagination of low-grade students
	D6	Accuracy needs to be familiarized with as early as possible
	D7	Inquiry is to hone accuracy early on
	D8	This is important for students' left brain stimulation
E5*	What does it mean?	
F1	In psychology children need to be refreshed, overloading time naturally reduces refresh	

	F2	Reading does not have to be a textbook in the library, especially when resting refreshes the brain needs fun and enjoyable situations
	F3	Low classes are children who need playing time to explore their potential
	G1	Good, just less effective and efficient
012	A1	It should be at the stage of maintaining and improving
	A3	Getting used to reading at home is part of the development
	A7*	Understand and interpret the same story with your own discussion
	B2	It is important to harmonize with the school environment
	C11*	Getting used for 15 minutes every day
	C13*	With their own language
014	A6	Because it will be more interesting
	B1	Because every day there is literacy
	B3	Because it will get used early on
017 (Principals)	A1	Low class children prefer learning while playing
	A2	Low class children prefer learning while playing
	A3	Low class children prefer learning while playing
	A4	Low class children prefer learning while playing
	A5	Low class children prefer learning while playing
	A6	It's quite saturating for a low class
	A7*	Golden age, short term memory is still strong
	A16*	The low class has not been able to level enough to analyze and review the readings
	A20*	Not yet to the comprehensive stage
	B1	There is no distinction between lessons in class
	B2	There is no distinction between lessons in class
	B3	There is no distinction between lessons in class
	B8*	So boring because big books are too many to read
	B9*	So boring because big books are too many to read
	C1	Need intensive treatment
	C2	Need intensive assistance and control from parent
	C5*	HOTS is not for low class yet
	C8*	In accordance with the schedule and financing
	C13*	Vocabulary crisis for low class
	D1	Needs care
	D3	Difficult to apply to low class
	D5	Too difficult for low class
	D6	Too difficult for low class
	D7	Too difficult for low class
	D8	Too difficult for low class
	D13*	Too difficult for low class

	D14*	Too difficult for low class
	E1	Need intensive assistance and control from parent
	E2	Need intensive assistance and control from parent
	E4*	Need intensive assistance and control from parent
	E10*	Need more treatment for low class
	E12*	Need more treatment for low class
	E13*	Need more treatment for low class
	E15*	Need to be directed
	E16*	Need to be directed
	F1	Worried to reduce class hours
	F2	Need teacher assistance for lower grade students
	F3	Need teacher assistance for lower grade students
	F4*	Need teacher assistance for lower grade students
	G6*	Too time consuming
	G7*	Difficult for students who stay in rural place
	G8*	Need IT expert as mediator
	H5*	Appropriate for low graders
	H8*	Need teacher assistance
	H9*	Need teacher assistance
	H10*	Need teacher assistance
018 (School supervisor)	A1	Low class still need extra motivation
	A2	Low class still need extra motivation
	A3	Need support from parents
	A5	Procurement of literacy reading books is often not evenly distributed in rural schools
	A6	Procurement of literacy reading books is often not evenly distributed in rural schools
	A8*	Critical assessment for low class is still low level
	A15*	Still low level of critical thinking
	B1	Repetition of material in regular learning
	B3	Repetition of material because it's already discussed in previously class
	B8*	The possibility of low grade students feel it takes a long time to complete
	B9*	Too hard for lower grade of students
	C5*	Need intense treatment
	C9*	Need to schedule by the school
	C12*	Need intense assistance from teacher
	C13*	Need intense assistance from teacher
	D3	Need extra assistance from teacher because this is still low class
	D4	Need extra assistance from teacher because this is still low class
	D5	Need extra assistance from teacher because this is still low class

	D6	Need extra assistance from teacher because this is still low class
	D7	Need extra assistance from teacher because this is still low class
	D8	Low graders is still difficult in exploring
	D11*	Need intense assistance from teachers
	D14*	Low graders is still difficult in exploring
	E1	Need intense assistance from teachers
	E2	Need intense assistance from teachers
	E4*	Low graders is still difficult in exploring
	E8*	Need intense assistance from teachers
	E12*	Low graders is still difficult in exploring
	F1	Time consuming of learning time activities
	H7*	train good attitude

It can be seen from the table that beside the construct and items which has been determined and evaluated before, there should be several operational guidance what should be done by teacher related to those model. From the table, teachers play very important role and become the prior decision in leading the success of learning reading-literacy. Most of the suggestion said that, teacher have to be cares and assist intensely students when they are doing reading activities.

Beside the comment of the 18 experts, researchers also calculate the mean and mode of every constructs and items in cycle II. These mean and mode then become the prior consideration for generate prototype III. The mode and mean can be seen from the table 3 below:

Table 4.5 The Mode and Mean of Cycle II at Construct A

Construct/item code	Central tendency	
	Mean	Modes
A1	4,67	5
A2	4,72	5
A3	4,33	5
A4	4,72	5
A5	4,67	5
A6	4,22	5
A7	4	4
A8	4,33	5
A9	4,72	5

Construct/item code	Central tendency	
	Mean	Modes
A10	4,83	5
A11	4,83	5
A12	4,83	5
A13	4,61	5
A14	4,67	5
A15	4,61	5
A16	4,78	5
A17	4,61	5
A18	4,39	5
A19	4,78	5

It can be seen from the table 4.5 above that the mean of construct A are ranged from 4.00 to 4.83 with the dominant modes is 5. It shows that the items in this construct can be used with minor revision. The minor revision means there should be additional explanation about the items.

Table 4.6 The Mode and Mean of Cycle II at Construct B

Construct/item code	Central tendency	
	Mean	Modes
B1	4,44	5
B2	4,11	5
B3	4,44	5
B4	4,78	5
B5	4,67	5
B6	4,72	5
B7	4,56	5
B8	4,45	5
B9	4,39	4
B10	4,43	5
B11	4,72	5
B12	4,45	4
B13	4,17	4
B14	4,78	5
B15	4,61	5
B16	4,78	5

Table 4.6 above shows that the mean of construct B is ranged from 4.11 to 4.78 with tendency of 5 for the modes. It means that all the experts are believe that the item in this construct can be used well, even though there are minor revision such as construct A.

Table 4.7 The Mode and Mean of Cycle II at Construct C

Construct/item code	Central tendency	
	Mean	Modes
C1	4,39	4
C2	4,28	4
C3	3,89	4
C4	4,78	5
C5	3,94	4
C6	4,5	5
C7	4,44	5
C8	4,56	5
C9	4,61	5
C10	4,72	5
C11	4,5	5
C12	4,39	4
C13	4,72	5
C14	4,56	5

Construct C in this case is bit different with previously construct. There is an item is lower than 4 (only one), but this still accpactable. This means that this item need to be evaluated with deeper explanation. However, in another items are almost the same with previously construct. It shows that it is still higher than 4, which means can be used with minor revision. It also supported with the mode which reach at 5 approximately.

Table 4.8 The Mode and Mean of Cycle II at Construct D

Construct/item code	Central tendency	
	Mean	Modes
D1	4,39	4
D2	4,28	4
D3	4,67	5
D4	4,22	4

Construct/item code	Central tendency	
	Mean	Modes
D5	3,83	4
D6	3,78	4
D7	4	4
D8	3,89	4
D9	4,61	5
D10	4,5	4
D11	4,67	5
D12	4,44	5
D13	4,28	4
D14	4,5	5
D15	4,72	5
D16	4,5	4
D17	4,44	5
D18	4,39	5
D19	4,56	5
D20	4,56	5

It can be seen from table 4.8 above there are 3 items in this construct which get under 4 for the means. It is still tolerable because it is supported by the mode which reach almost around 4 and 5. It shows that researchers need to revise the additional explanation and add several additional instruction in this construct.

Table 4.9 The Mode and Mean of Cycle II at Construct E

Construct/item code	Central tendency	
	Mean	Modes
E1	4,28	5
E2	4,22	4
E3	4,39	4
E4	4,28	4
E5	4,22	4
E6	4,33	5
E7	4,22	5
E8	4,28	5
E9	4,67	5
E10	4,56	5
E11	4,17	5
E12	4,33	4

Construct/item code	Central tendency	
	Mean	Modes
E13	4,33	5
E14	4,56	5
E15	4,61	5
E16	4,28	4

Based on table 4.9 above, this construct is almost the same with construct A and B where all of the items reach the mean over 4,00. However, the different come to variative mode which ranged between 4 to 5. It shows that this items in this construct can be used with minor revision.

Table 4.10 The Mode and Mean of Cycle II at Construct F

Construct/item code	Central tendency	
	Mean	Modes
F1	3,72	4
F2	4,5	5
F3	4,5	5
F4	4,44	4
F5	4,22	4
F6	4,61	5
F7	4,5	4
F8	4,33	5
F9	4,61	5
F10	4,67	5

Table 4.10 shows that there is one item which under 4.00 at it's mean. However, it does not really matter because the mode is still 4. It means that most of the expert still believe that this item can be used with some revision. Meanwhile, another items got higher than 4,00 with mode are ranged at 4 and 5. It shows that the items are really good to implement.

Table 4.11 The Mode and Mean of Cycle II at Construct G

Construct/item	Central tendency
----------------	------------------

code	Mean	Modes
G1	4,56	5
G2	4,72	5
G3	4,67	5
G4	4,67	5
G5	4,33	5
G6	4,33	5
G7	4,11	5
G8	4,39	5
G9	3,67	5

It can be seen from the table 4.11 above that the mean of construct G are ranged from 4.11 to 4.67 with the dominant modes is 5. However, there is an item which got under 4,00. It shows that the items in this construct can be used with minor revision. The minor revision means there should be additional explanation about the items.

Table 4.12 The Mode and Mean of Cycle II at Construct H

Construct/item code	Central tendency	
	Mean	Modes
H1	4,11	4
H2	4,28	5
H3	3,89	4
H4	3,83	4
H5	4,72	5
H6	4,33	5
H7	4,22	5
H8	4,83	5
H9	4,78	5

It can be seen from the table 4.12 above that the mean of construct G are ranged from 4.11 to 4.89 with the dominant modes is 4 and 5. However, there is two items which got under 4,00. It shows that the items in this construct can be used with minor revision. The minor revision means there should be additional explanation about the items.

From all tables above, it can be concluded that the item can be used as long as there are several revision, both from it content and its additional explanation.

Prototype III

Prototype III was the result of cycle II, where it should be several addition from the expert. However, fortunately, there was no addition in previous cycle, but there were several slight reduction. Therefore, the model, consist of construct and items, was slightly different from prototype II, with several more operational-explanation for several items. The revised prototype III can be seen as follows:

a. Reading Literacy Learning Objectives:

1. Encourage curiosity of students in reading
2. Build awareness of students to love reading
3. Familiarize students read at home
4. Develop the practice of reading literacy in schools
5. School makes learning fun as parks and schools child-friendly so that citizens are able to manage knowledge.
6. Maintaining continuity of learning by presenting various readings and accommodate a variety of reading strategies
7. Trains students to memorize
8. Help improve students' knowledge and ability to provide critical appraisals of writings
9. Improving the quality of students' use of time so that more useful
10. Create a classroom environment that promotes a culture of reading literacy
11. Train students in reading comprehension
12. Increase the vocabularies
13. Optimizing the performance of students' brains
14. Improving the ability of reading comprehension and critical thinking
15. Improving the ability to analyze and verbal skills in reading information review
16. Provide a pleasant reading experience
17. Trains students to appreciate and care for books
18. Developing character familiarization of learners through literacy

19. Stimulate the basic ability of students in the process of reading comprehensive

b. Subjects in Reading Literacy Learning

1. Thematic lessons compulsory in schools
2. Additional thematic subjects according to the school environment
3. Integrated thematic subjects according to age and level of student
4. Supporting books that match their interests and the interests of students
5. Fairy tale or story
6. The literature with regard to the value of local wisdom
7. A collection of poems and rhymes
8. Big book that match the theme
9. General encyclopedias, social, science and Islam
10. Books have small works (KKPK)
11. Books Islamic exemplary stories
12. Teaching materials designed for student learning (handout book)
13. LKS / Modules
14. Motivation wall in the classroom
15. Child magazine, comics and picture books
16. Game contains lessons and supporting age-appropriate thematic.

c. Learning Experiences in Learning Reading-Literacy Reading

1. The habit of reading outside of the classroom at the time when at school
2. The habit of reading at home
3. At the time of first rokaat Duha prayer, read toughened
4. The habit of reading in the classroom before school starts
5. High-level thinking
6. The habit of telling children at home and at school
7. The "weekly contest for literacy"
8. Inviting students study Regional Library bookmobile or present party
9. The habit of going to school library
10. Quiz read the morning

11. An hour must-read (once a week)
 12. Analyzing the content of a story or reading
 13. Recounting the readings
 14. Competition held fast and precise reading (read race weekend)
- d. Methods and Learning Strategies
1. Top-down reading strategy (Strategy reading from the beginning of knowledge possessed by the readers of the text to be read)
 2. Bottom-up reading strategy (Strategy reads that begin with the letter, phrases, sentences, paragraphs, and so on)
 3. Interactive reading strategy (combination of top-down reading strategy and bottom-up reading strategy)
 4. SQ3R methods (survey, question, read, and review) for social sciences
 5. PQIRST Method (preview, question, read, summary, and test) for physics text Science
 6. Careful reading method multiliteracy
 7. Methods of inquiry learning to read
 8. Exploration methods of mathematical problems
 9. Forum to read for people in schools (forming school literacy team)
 10. Method of reading together (cooperative)
 11. Method of playing a role (role playing) of read and played a character that is read
 12. Methods skimming (scanning) and fast reading (skimming)
 13. Explorative methods - interactive social and humanities
 14. Eksplanitif method - interactive for Saintek
 15. PAIKEM methods (active learning effective and fun creative interactive)
 16. Methods read a loud (read aloud)
 17. Reading while singing
 18. Reading, writing
 19. MOT (modeling of text)
 20. Reading Strategies - FAQ (Request Reading Question)

e. Reading Literacy Learning Procedures

1. analyzing the content of the text, either implicit or explicit
2. give analytical inference picture of the text being read
3. Respond to different types of questions
4. Summarizing the contents of the text and give readings conclusion
5. Using early literacy (Clay, 2001)
6. Using basic literacy
7. Using the library literacy
8. Using technology literacy
9. Using visual literacy
10. Retelling the content of reading to friends in class
11. Explore in depth knowledge related to the content of the text
12. Broadly explore experiences related content existing text
13. Stimulate and encourage clicking systems of knowledge and experiences related to the text read
14. Stimulate and encourage clicking systems of knowledge and experiences related to the text that reads x
15. Provides an explanation of the message contained in the text or reading
16. Analyzing the main idea in each paragraph of text.

f. Time Allocation

1. Extra time allocation of 15 minutes to 45 minutes
2. Read in the library at rest based on the schedule that has been created
3. Reading at home, related to the tasks given by the teacher to solve problems or encapsulate
4. Reading in the school environment
5. Read in public, reading garden, a library area
6. Read ahead home 10 minutes
7. Providing recitation task read at home
8. Extra time allocation professionally based on the level of saturation analysis of student

9. Reading on an empty hour

10. Hold a quiz competition through reading literacy (reading understanding test)

g. Monitoring

1. There are books liaison between teachers and parents to check the tasks assigned by the teacher
2. There is a journal read
3. There is a self-evaluation guide students with regard to literacy checklisted by the students concerned
4. There is a coordination meeting between teachers and parents every quarter
5. Through peer assessment checklist
6. There are books on the development of literacy skills of students from time to time
7. There is a semi-open online application between stakeholders madrasah.
8. There is a regular online monitoring system that not only do teachers / parents / principals / supervisors but also by the students themselves with the relevant application with the ability
9. books achievement.

h. Learning Resources

1. Al-Qur'an
2. A collection of poems and rhymes, books fairy tales, folklore, children's magazines and a collection of Islamic stories Islami
3. School Library and The Library area
4. Translation Akhlaqul book lil Banin
5. Al-Qur'an and its translation
6. Juz Amma
7. Daily prayer and worship practical guidance
8. Other Indonesian literature
9. Other Malaysian literature

Cycle III

The Prototype III then become the need in Cycle III. This cycle was done for 4 days as well by giving the prototypes to the 18 experts. 18 experts then evaluated the items to at prototype III to get the valid one. After 4 days, researchers rechieved the revised model from the 18 expert then analyzed it to get the revised model. Fortunately, in this cycle there was no additional item from the construct and items at previously construct as well. However, there were several comments from the expert about the items which was added by the expert in previous cycle. Therefore, there is no additional items in this cycle, but there were revision at the existing items which is must be detailed and specified.

In this process, researchers did the same things as previous process, which is calculate the mode and mean. Then, by using the formula at fuzzy Delphi analysis, researchers got certain rank of the item of the construct. Those can be seen in table 4.13 – 4.21 below:

Table 4.13. The Fuzzy Analysis Result of Construct A

ITEM	SCORE		RANK
	<i>FUZZY EVALUATION</i>	<i>AVERAGE OF FUZZY NUMBER</i>	
A1	13,600	0,756	11
A2	14,000	0,778	4
A3	13,800	0,767	9
A4	14,200	0,789	2
A5	13,800	0,767	8
A6	13,200	0,733	14
A7	11,200	0,622	16
A8	12,600	0,700	15
A9	14,000	0,778	4
A10	14,200	0,789	1
A11	14,000	0,778	4
A12	14,200	0,789	2
A13	13,600	0,756	11
A14	14,000	0,778	4
A15	13,600	0,756	11
A16	13,800	0,767	9
A17	13,600	0,756	11
A18	14,000	0,778	4

A19	13,800	0,767	9
-----	--------	-------	----------

Tabel 4.13 above shows that all the items then analyzed using Fuzzy Delphy. It can be seen that the order of preliminary design then change. There were significance discrepancy of the order. There are some items which placed at the same order. It does not really matter, because in this model researcher then placed it consider about the previously order. However, there item A7 which get 11.2 for fuzzy evaluation and 0.622 for the average. It affected the position of the item. It shows that this item must be deleted from the model.

Tabel 4.14. The Fuzzy Analysis Result of Construct B

ITEM	NILAI SKOR		RANK
	<i>FUZZY EVALUATION</i>	<i>AVERAGE OF FUZZY NUMBER</i>	
B1	12,600	0,700	13
B2	11,933	0,663	16
B3	12,800	0,711	11
B4	14,000	0,778	2
B5	13,800	0,767	3
B6	14,200	0,789	1
B7	13,400	0,744	8
B8	13,200	0,733	9
B9	12,200	0,678	14
B10	13,000	0,722	10
B11	13,800	0,767	6
B12	12,600	0,700	12
B13	12,200	0,678	14
B14	13,800	0,767	3
B15	13,800	0,767	3
B16	13,600	0,756	7

Tabel 4.14 above shows that all the items then analyzed using Fuzzy Delphy. It can be seen that the order of preliminary design then change. Some are doubled and some are tripled. The good thing is that, there is no item which is deleted at this construct.

Tabel 4.15 The Fuzzy Analysis Result of Construct C

ITEM	NILAI SKOR		RANK
	<i>FUZZY EVALUATION</i>	<i>AVERAGE OF FUZZY NUMBER</i>	
C1	12,400	0,689	9
C2	11,800	0,656	12
C3	10,200	0,567	13
C4	13,800	0,767	1
C5	10,200	0,567	13
C6	13,000	0,722	8
C7	12,400	0,689	9
C8	13,400	0,744	5
C9	13,600	0,756	2
C10	13,600	0,756	2
C11	13,200	0,733	7
C12	12,200	0,678	11
C13	13,600	0,756	2
C14	13,400	0,744	5

Tabel 4.15 above shows that all the items then analyzed using Fuzzy Delphi. It can be seen there are two items which got 0,567 for the average of fuzzy analysis. It means that this two items must be deleted from the construct.

Tabel 4.16 The Fuzzy Analysis Result of Construct D

ITEM	NILAI SKOR		RANK
	<i>FUZZY EVALUATION</i>	<i>AVERAGE OF FUZZY NUMBER</i>	
D1	12,000	0,667	9
D2	11,800	0,656	10
D3	13,400	0,744	3
D4	11,400	0,633	12
D5	11,200	0,622	14
D6	11,200	0,622	14
D7	11,600	0,644	11
D8	10,800	0,600	16
D9	13,000	0,722	4
D10	12,400	0,689	8
D11	13,600	0,756	1

D12	12,600	0,700	5
D13	11,400	0,633	12
D14	12,600	0,700	7
D15	13,400	11,600	11
D16	0,744	0,644	5
D17	3,000	11,000	12
D18	11,400	0,000	7
D19	11,200	0,000	1
D20	0,000	0,000	5

Tabel 4.16 shows that all the item in construct D are well organized. It can be seen that there is no one of the item is deleted from this construct. Additionally, it can be seen that the order of preliminary design then change. There were significance discrepancy of the order.

Tabel 4.17 The Fuzzy Analysis Result of Construct E

ITEM	NILAI SKOR		RANK
	<i>FUZZY EVALUATION</i>	<i>AVERAGE OF FUZZY NUMBER</i>	
E1	13,000	0,722	7
E2	11,600	0,644	15
E3	11,800	0,656	10
E4	11,400	0,633	16
E5	12,200	0,678	9
E6	13,800	0,767	1
E7	13,200	0,733	6
E8	12,400	0,689	8
E9	13,400	0,744	3
E10	13,400	0,744	3
E11	11,800	0,656	13
E12	11,800	0,656	10
E13	13,200	0,733	5
E14	13,800	0,767	2
E15	11,800	13,200	11
E16	13,800	0,733	1

Tabel 4.17 above shows that all the items then analyzed using Fuzzy Delphy and all the item can be used by using triangular fuzzy delphy

analysis. Moreover, it can be seen that the order of preliminary design then change. There were significance discrepancy of the order.

Tabel 4.18. The Fuzzy Analysis Result of Construct F

ITEM	NILAI SKOR		RANK
	<i>FUZZY EVALUATION</i>	<i>AVERAGE OF FUZZY NUMBER</i>	
F1	10,000	0,556	10
F2	12,800	0,711	5
F3	13,000	0,722	4
F4	12,200	0,678	8
F5	11,400	0,633	9
F6	13,400	0,744	1
F7	12,600	0,700	7
F8	12,800	0,711	6
F9	13,400	0,744	1
F10	13,400	0,744	1

It can be seen from Tabel 4.18 above that all the items then analyzed using Fuzzy Delphy and all the item can be used by using triangular fuzzy delphy analysis. Moreover, it can be seen that the order of preliminary design then change. There were significance discrepancy of the order.

Tabel 4.19. The Fuzzy Analysis Result of Construct G

ITEM	NILAI SKOR		RANK
	<i>FUZZY EVALUATION</i>	<i>AVERAGE OF FUZZY NUMBER</i>	
G1	13,800	0,767	2
G2	13,600	0,756	4
G3	13,800	0,767	2
G4	13,400	0,744	6
G5	12,600	0,700	8
G6	13,000	0,722	7
G7	12,400	0,689	9
G8	13,600	0,756	5
G9	20,800	1,156	1

Tabel 4.19 above shows that all the items then analyzed using Fuzzy Delphy. It can be seen that the order of preliminary design then change. There were significance discrepancy of the order. There are some items which placed at the same order. It does not really matter, because in this model researcher then placed it consider about the previously order.

Tabel 4.20 The Fuzzy Analysis Result of Construct H

ITEM	NILAI SKOR		RANK
	FUZZY EVALUATION	AVERAGE OF FUZZY NUMBER	
H1	11,800	0,656	8
H2	13,067	0,726	5
H3	11,000	0,611	9
H4	11,000	0,611	9
H5	14,000	0,778	1
H6	13,600	0,756	3
H7	12,600	0,700	6
H8	13,800	0,767	2
H9	13,400	0,744	4

It can be seen from Tabel 4.20 above that all the items then analyzed using Fuzzy Delphy. It can be seen that the order of preliminary design then change. There were significance discrepancy of the order. There are some items which placed at the same order. It does not really matter, because in this model researcher then placed it consider about the previously order.

Based on the analysis by using fuzzy Delphi, it can be seen from the table 4.13 – 4.20 above that the items at the construct were already ranked. The order of previously items even determined either by researchers or 18 experts, was already change. What is more is that, there are several items which is not appropriate to use anymore. The red-written items above were the items which was not be used anymore. These happened because it is rejected based on the agreement of the 18 expert which is showed from the triangular fuzzy number.

Final-developed Model

As the product of cycle III, this prototype became the final prototype. This final-prototype actually has the same item with previous one, however its rank is change base on the fuzzy Delphi analisis. This final prototype then will be scored by using SEM analysis in the next phase. The final-developed prototype can be seen as follow:

a. Reading Literacy Learning Objectives:

1. Create a classroom environment that promotes a culture of reading literacy
2. Develop the practice of reading literacy in schools
3. Increase the vocabularies
4. Build awareness of students to love reading
5. Improving the quality of students' use of time so that more useful
6. Train students in reading comprehension
7. Improving the ability of reading comprehension and critical
8. Developing character familiarization of learners through literacy
9. School makes learning fun as parks and schools child-friendly so that citizens are able to manage knowledge.
10. Familiarize students read at home
11. Provide a pleasant reading experience
12. Stimulate the basic ability of students in the process of reading comprehensive
13. Encourage curiosity of students in reading
14. Optimizing the performance of students' brains
15. Improving the ability to analyze and verbal skills in reading information review
16. Trains students to appreciate and care for books
17. Maintaining continuity of learning by presenting various readings and accommodate a variety of reading strategies
18. Help improve students' knowledge and ability to provide critical appraisals of writings.

b. Subjects in Reading Literacy Learning

1. The literature with regard to the value of local wisdom
2. Supporting books that match their interests and the interests of students
3. Fairy tale or story
4. Motivation wall in the classroom
5. Child magazine, comics and picture books
6. Books Islamic exemplary stories
7. Game contains lessons and supporting age-appropriate thematic
8. A collection of poems and rhymes
9. Big book that match the theme
10. Books have small works (KKPK)
11. Integrated thematic subjects according to age and level of student
12. Teaching materials designed for student learning (handout book)
13. Thematic lessons compulsory in schools
14. LKS / Modules
15. General encyclopedias, social, science and Islam
16. Additional thematic subjects according to the school environment

c. Learning Experiences in Learning Reading-Literacy Reading

1. The habit of reading in the classroom before school starts
2. The habit of going to school library
3. Quiz read the morning
4. Recounting the readings
5. Competition held fast and precise reading (read race weekend)
6. Inviting students study Regional Library bookmobile or present party
7. An hour must-read (once a week)
8. The habit of telling children at home and at school
9. The habit of reading outside of the classroom at the time when at school
10. The "weekly contest for literacy"
11. Analyzing the content of a story or reading

12. The habit of reading at home
- d. Methods and Learning Strategies
1. PAIKEM methods (active learning effective and fun creative interactive)
 2. Method of playing a role (role playing) of read and played a character that is read
 3. MOT (modeling of text)
 4. Interactive reading strategy (combination of top-down reading strategy and bottom-up reading strategy)
 5. Forum to read for people in schools (forming school literacy team)
 6. Method of reading together (cooperative)
 7. Methods skimming (scanning) and fast reading (skimming)
 8. Methods read a loud (read aloud)
 9. Reading Strategies - FAQ (Request Reading Question)
 10. Eksplanitif method - interactive for Saintek
 11. Reading, writing
 12. Top-down reading strategy (Strategy reading from the beginning of knowledge possessed by the readers of the text to be read)
 13. Bottom-up reading strategy (Strategy reads that begin with the letter, phrases, sentences, paragraphs, and so on)
 14. Methods of inquiry learning to read
 15. SQ3R methods (survey, question, read, and review) for social sciences
 16. Reading while singing
 17. Explorative methods - interactive social and humanities
 18. PQRST Method (preview, question, read, summary, and test) for physics text Science
 19. Careful reading method multiliterasi
 20. Exploration methods of mathematical problems.
- e. Reading Literacy Learning Procedures
1. Using basic literacy

2. Stimulate and encourage clicking systems of knowledge and experiences related to the text that reads x
 3. Using visual literacy
 4. Retelling the content of reading to friends in class
 5. Stimulate and encourage clicking systems of knowledge and experiences related to the text read
 6. Using the library literacy
 7. analyzing the content of the text, either implicit or explicit
 8. Using technology literacy
 9. Using early literacy (Clay, 2001)
 10. Respond to different types of questions
 11. Analyzing the main idea in each paragraph of text
 12. Broadly explore experiences related content existing text
 13. Explore in depth knowledge related to the content of the text
 14. Provides an explanation of the message contained in the text or reading
 15. give analytical inference picture of the text being read
 16. Summarizing the contents of the text and give readings conclusion
- f. Time Allocation
1. Read ahead home 10 minutes
 2. Reading on an empty hour
 3. Hold a quiz competition through reading literacy (reading understanding test)
 4. Reading at home, related to the tasks given by the teacher to solve problems or encapsulate
 5. Read in the library at rest based on the schedule that has been created
 6. Extra time allocation professionally based on the level of saturation analysis of student
 7. Reading in the school environment
 8. Read in public, reading garden, a library area
 9. Extra time allocation of 15 minutes to 45 minutes
- g. Monitoring

1. books achievement
 2. There are books liaison between teachers and parents to check the tasks assigned by the teacher
 3. There is a self-evaluation guide students with regard to literacy checklisted by the students concerned
 4. There is a journal read
 5. There is a regular online monitoring system that not only do teachers / parents / principals / supervisors but also by the students themselves with the relevant application with the ability
 6. There is a coordination meeting between teachers and parents every quarter
 7. There are books on the development of literacy skills of students from time to time
 8. Through peer assessment checklist
 9. There is a semi-open online application between stakeholders madrasah.
- h. Learning Resources
1. Al-Qur'an and its translation
 2. Other Indonesian literature
 3. Juz Amma
 4. Other Malaysian literature
 5. A collection of poems and rhymes, books fairy tales, folklore, children's magazines and a collection of Islamic stories Islami
 6. Daily prayer and worship practical guidance
 7. Al-Qur'an
 8. School Library and The Library area
 9. Translation Akhlaqul book lil Banin

***Design of Higher Grade Model of Reading-Literacy Learning
Prototype I***

Prototype I is the initial prototype developed by researchers. This prototype consist of 8 constructs that gotten from need analysis phase. The construct of this model, actually is the same with the construct from lower grade model of learning reading-literacy. Every constructs then developed into several items to guide the learning activities practically. construct 1 then develop into 6 items, construct 2 develop into 6 items, construct 3 then divided into 6 items, 13 item was developed as the result of construct 4; 4, 3, and 3 were the items which was developed from construct 5, 6, and 7 respectively, and the last construct then develop into 6 items. The model as the result of prototype I designed as follows:

a) Reading Literacy Learning Objectives

1. Encourage curiosity of students in reading
2. Build awareness of students to love reading
3. Familiarize students read at home
4. Develop the practice of reading literacy in schools
5. School makes learning fun as parks and schools child-friendly so that citizens are able to manage knowledge.
6. Maintaining continuity of learning by presenting various readings and accommodate a variety of reading strategies.

b) Subjects in Reading Literacy Learning

1. Thematic lessons compulsory in schools
2. Additional thematic subjects according to the school environment
3. Integrated thematic subjects according to age and level of student
4. Supporting books that match to the interests of students
5. Fairy tale or story
6. Conduct literacy general knowledge (e.g. RPAL and RPUL) before the course starts at 07.00

c) Learning experience

1. The habit of reading outside of the classroom at the time when at school
2. The habit of reading at home
3. At the time of first rokaat of Duha prayer toughened

4. Students were able to achieve in line with expectations of the government higher order thinking skill
5. Using peer tutors or friends who are able to teach them
6. The use of technology in learning

d) Methods and Learning Strategies

1. Top-down reading strategy (Strategy reading from the beginning of knowledge possessed by the readers of the text to be read).
2. Bottom-up reading strategy (Reading strategies that begin with the letter, phrases, sentences, paragraphs, and so on).
3. Interactive reading strategy (The combination of top-down reading strategy and bottom-up reading strategy)
4. BKOF (Building field of Knowledge) (Before learning of students already have prior knowledge capital)
5. MOT (Modeling of Text) (Learning begins by giving modeling by the teacher)
6. JCOT (Joint Construction of Text) (Learning is done by discussion in a group to develop an experience together)
7. ICOT (Independent constructin of Text) (Read text individually)
8. Role playing
9. SQ3R methods for social sciences
10. PQRST Method (preview, question, read, summary, and test) for physics text Science
11. Careful reading method multi-literacy
12. Methods of inquiry learning to read
13. Exploration methods of mathematical problems

e) Reading Literacy Learning Procedures

1. Analyzing the content of the text, either implicit or explicit
2. Give analytical inference picture of the text being read
3. Responding to a critical text by using rational thinking which is supported by a complete authentic proof

4. Generate creative comprehension using a variety of media that is multimodal, multi genre, multimedia and cultural diversity.

f) Time Allocation

1. Extra time allocation of 15 minutes to 45 minutes
2. Read in the library at rest based on the schedule that has been created
3. Reading at home, related to the tasks given by the teacher to solve problems or encapsulate

g) Monitoring

1. There are books liaison between teachers and parents to check the tasks assigned by the teacher
2. Assigns work at home
3. Collaborating with parents to monitor the activities of reading at home

h) Learning Resources

1. The core of Indonesian language for SD/MI
2. Summary of Natural Sciences for SD/MI
3. General Knowledge Summaries for SD/MI
4. Summary Mathematical Formulas for SD/MI
5. Al-Ta'limu al-Muta'allimu
6. Final Exam set Madrasah / School

The 1st prototype then was given to 18 experts of elementary education expert to be validated and asked additional items which will be used as the basic of prototype II. This process is called as 1st cycle (cycle I).

Cycle I

The Prototype I then become the need in Cycle I. This cycle was done for 4 days by giving the prototypes to the 18 experts. 18 experts then evaluated the initial construct and items to get the valid one; and additionally, they gave some additional items to anticipate and complete another chance of the constructs as the model. After 4 days, researchers received the revised and additional model from the 18 expert then analyzed it to get the revised model. All of the comment, and additional items which were given by the experts then evaluated by researchers, and most of the advice is written as new items to complete the

previous items as long as there is no same items from different expert. The revised item and items after all became the new model which is called as prototype II.

Prototype II

Prototype II is the result of cycle I. This prototype is totally different from the initial prototype (prototype I) because there were a lot of additional items which was added by the experts. From detailed additional items can be seen from table 2 below.

Table 4.21. The change of Prototype II toward Prototype I by Cycle I

Construct	Number of items for each Prot		Add-items
	Prot I	Prot II	
Reading Literacy Learning Objectives	6	16	10
Instructional Material in Reading Literacy Learning	6	20	14
Learning Experiences in Learning Literacy Reading	10	16	6
Methods and Learning Strategies	13	21	8
Learning literacy procedure	4	15	11
Time Allocation	3	12	9
Monitoring	3	14	11
Learning Resources	6	22	16

Meanwhile, the Prototype II, after got some revision from the expert, can be seen as follows:

a) Reading Literacy Learning Objectives

1. Encourage curiosity of students in reading
2. Build awareness of students to love reading
3. Familiarize students read at home
4. Develop the practice of reading literacy in schools
5. School makes learning fun as parks and schools child-friendly so that citizens are able to manage knowledge.
6. Maintaining continuity of learning by presenting various readings and accommodate a variety of reading strategies.

7. Create a classroom environment that promotes a culture of literacy
 8. Develop the practice of reading literacy in society
 9. Improving students' critical thinking skills to reading text
 10. Adding vocabulary, train the brain works and to train students' ability to concentrate
 11. Charge time with literacy in order to increase knowledge and insight
 12. Improving the ability of students to understand and analyze the content of reading
 13. Building a culture of academic or school academic atmosphere through a literal reading
 14. Reducing child dependency on gadgets (smartphones) to play the game
 15. Make students more creative and innovative in solving problems
 16. Supports speech / expression / communication in front of the class
- b) Subjects in Reading Literacy Learning
1. Thematic lessons compulsory in schools
 2. Additional thematic subjects according to the school environment
 3. Integrated thematic subjects according to age and level of student
 4. Supporting books that match their interests and the interests of students
 5. Fairy tale or story
 6. Doing literacy general knowledge (eg RPAL and RPUL) before the course starts until 07.00
 7. A collection of poems and rhymes
 8. Big book appropriate theme
 9. Biography or a national hero
 10. Books encyclopedia of science, social and Islam
 11. KKPK book (small puny works)
 12. Exemplary story book Prophets and Messengers
 13. Handout books, brochures, leaflets
 14. Child magazine and Novel
 15. E-book
 16. Wall motivation in the classroom

17. Teaching materials intangible write text, audio, visual, audiovisual and kinesthetic
 18. Book learning motivation
 19. Handbook thematic or neighborhood based on local wisdom that made teachers
- c) Learning Experiences in Learning Literacy Reading
1. The habit of reading outside of the classroom at the time when at school
 2. The habit of reading at home
 3. At the time of first rokaat Duha prayer toughened
 4. HOTS thinking skills of students in accordance with government expectations
 5. Using a peer tutor or friend who are able to teach his
 6. The use of technology in learning
 7. Hold a weekly contest for literacy
 8. Study comparative to the local library
 9. Accessing the online-based e-book
 10. Getting used to go to school library
 11. Develop a portfolio of reading
 12. Do think - pair - share
 13. A visit to the publisher or print media mass
 14. Students work together in creating a report about the content of reading groups read
- d) Methods and Learning Strategies
1. Top-down reading strategy (Strategy reading from the beginning of knowledge possessed by the readers of the text to be read)
 2. Bottom-up reading strategy (Strategy reads that begin with the letter, phrases, sentences, paragraphs, and so on)
 3. Interactive reading strategy (combination of top-down reading strategy and bottom-up reading strategy)
 4. BKOF (Building Knowledge of field)(Before learning of students already have prior knowledge capital)

5. MOT (Modeling of Text)(Learning begins by giving modeling by the teacher)
 6. JCOT (Joint Construction of Text) (the learning is done with by discussion in a group to develop an experience together)
 7. ICOT (Independent construction of Text)(Read text individually)
 8. role playing
 9. SQ3R methods (survey, question, read, and review) for social sciences
 10. PQRST Method (preview, question, read, summary, and test) for physics text Science
 11. Careful reading method multi-literacy
 12. Methods of inquiry learning to read
 13. Exploration methods of mathematical problems
 14. PQ4R method (preview, question, read, reflect, Recite, review)
 15. Methods of silent reading (SSR)
 16. scanning and skimming
 17. Using think aloud strategy
 18. Active reading (reading while noting)
 19. Methods everyone is a teacher here
 20. Book reading method
 21. Request Method Question Reading (Reading FAQ)
- e) Reading Literacy Learning Procedures
1. analyzing the content of the text, either implicit or explicit
 2. give analytical inference picture of the text being read
 3. Responding to a critical text by using rational thinking which is supported by a complete proof of authenticity
 4. Generate creative comprehension using a variety of media that is multimodal, multi genre, multimedia and cultural variety.
 5. To separate fact from opinion on the text being read
 6. Produce students who think critically, analytically and reflectively
 7. Using early literacy
 8. Using the library literacy

9. Analyze the relationship between the text / intertextuality with personal experience
 10. Make a concept map based on keywords in the basic idea of reading
 11. Make text related opinion
 12. reading comprehension
 13. Visualize, identify and communicate ideas and key ideas or reading text
 14. Analyze the text content through thinking HOTS
 15. Connecting understanding of the text read with reality
- f) Time Allocation
1. Extra time allocation of 15 minutes to 45 minutes
 2. Read in the library at rest based on the schedule that has been created
 3. Reading at home, related to the tasks given by the teacher to solve problems or encapsulate
 4. Read after the completion of the task
 5. Assignment-based self-reading pilot project and summary in a group
 6. Provide additional time to brainstorm
 7. Procurement event "weekly reading contest"
 8. The addition of a portfolio-based reading group assignment
 9. Reading on an empty hour
 10. Extra time proportionally to the saturation level students
 11. Make a written opinion in response to the reading (duties) provided by the teacher
 12. Clipping and analyze its contents
- g) monitoring
1. There are books liaison between teachers and parents to check the tasks assigned by the teacher
 2. Assigns work at home
 3. Collaborating with parents to monitor the activities of reading at home
 4. There is a journal read students
 5. Monitoring peers
 6. book evaluation

7. Between quarterly meeting teachers and parents
 8. WA Group / WhatsApp teachers and parents
 9. Creating observation tables teamwork
 10. Filling the self assessment table on literacy skills and collaboration
 11. Note anecdotes
 12. Use of the application is linked between the school and parents
 13. There are books on the development of literacy skills of students
 14. Giving recitation-based portfolio in response to reading
- h) Learning Resources
1. Indonesian Digest for SD/MI
 2. Summary of Natural Sciences for SD/MI
 3. General Knowledge Summaries for SD/MI
 4. Summary Mathematical Formulas for SD/MI
 5. Al-Ta'limual-Muta'allimu
 6. Final Exam set Madrasah/School
 7. Map, atlas and Globe
 8. A collection of biographies of national heroes
 9. Magazines and newspapers child related social problems
 10. A collection of poems and rhymes
 11. Comic
 12. Holy Qur'an and the translation
 13. a collection of Hadith
 14. Books encyclopedia
 15. Provision of internet access
 16. Akhlaqul translation book lil Banin
 17. Dictionary
 18. Set of daily prayer and worship practical guidance
 19. Digest all the themes and or maple into a game of children
 20. The story of the stories of the prophets and Muslim figures
 21. Books about motivation to learn
 22. Handbook of teachers that contains the essay based on local wisdom

Cycle II

The Prototype II then become the need of Cycle II. This cycle was done for 4 days as well by giving the prototypes to the 18 experts. 18 experts then evaluated the items to at prototype II to get the valid one. After 4 days, researchers rechieved the revised model from the 18 expert then analyzed it to get the revised model. There were several sugestion from the expert which was added by the expert in previous cycle. However, there was no additional or reduction of the items. This sugestion make the items more operational and detailed. The result of this process produced prototype III. the comment can be seen as the tabel 2 below:

Table 4.22. Revision, Comment and Additional Explanation of the Experts

Expert-code	Construct/items code	Sugestion
008 (Lecturer)	A3	Need assistance and supervision
	A6	Need massive movement of the schools
	B6	Teachers are rarely present on time before 07.00
	B7 *	Train the students' ability fiction
	B9 *	Can inspire students to aspire
010 (MI Teacher)	B10 *	Stimulate read arousal in class
	B11 *	Exercising HOTS
	B12 *	Logical and mathematical sensibility train
	B13 *	Inspiring
	B14 *	Inspiring
	B15 *	Inspiring
	B16 *	Stimulate familiar with digital products
	B17 *	motivating students
	B18 *	Stimulate interest in learning
	B19 *	Stimulate interest in learning
	B20 *	Stimulate interest in learning
	C2	Monitoring parents need to be extra
	C4	intensive guidance need of teachers
	F1	It takes a long time and tends to reduce the hours of lessons
	G2	Parents need intensive guidance
	G8	Sometimes parents do not have android
	H1	More needs to be exercises
	H2	Need exercises
	H3	need translation
	B10*	Not an instructional materials but means

	C3	Lack of no relevance to the activities of literacy
	C8 *	Do not have to study a comparison but more simple and fun
	F1	Preferably one hour lesson more or less 30 minutes
	F4 *	Read then the task / recitation
	F11 *	Need to be given a time limit or, more precisely, including the methods / strategies
	F12 *	Such a time limit should be given in one semester
	G2	Required to record valuation and appreciation given by the class teacher
011(elementary school teachers)	B5	Train and develop imagination, especially low grade
	C3	Why first rokaat? Need further explanation
	C4	Thinks it necessary for the child's logic and HOTS that supports children to think logic
	D2	High class different from the low class. High grade need "keyword" or the phrase core and not yet learned to read from the letter
	D20 *	Reading or ready?
	F3	Additional duties may make children "load" that keep them from thinking creatively
	G1	Less effective and efficient, I guess it took this related application given the context we are in the era 4.0
	H3	It took the important points in order to focus more on the high-grade knowledge of this essence and in summary
	H4	It took the important points in order to focus more on the high-grade knowledge of this essence and in summary
012	A2	Increase fond of reading
	A3	Cultivate reading at home, a must for high-class
	F1	In accordance with the level of
	H15 *	NB: Supervised
017 (Principals)	A3	Considering they are learning by playing
	B1	Repetition of learning in class
	C1	The upper classes also prefer to play
	C2	The upper classes also prefer to play
	E4	Too heavy for children USIS SD
	F1	Eating class timetable
	F3	Parents need assistance
	F4 *	Part of tough grader
	H3	Stimulate thinking culture of instant

	H4	can be memorized
	H6	Overlap with regular learning
018 (Supervisor)	A3	Need full parental monitoring
	A6	Need more intense socialization
	B1	Repetition regular classroom learning materials
	B16 *	Your need of teachers
	C8 *	Need schedule of school
	C9 *	Intense need referrals from teachers
	C13 *	Conditional
	C14 *	Conditional
	E15 *	CTL
	F4 *	Supposedly before the task

It can be seen from the table that beside the construct and items which has been determined and evaluated before, there should be several operational guidance what should be done by teacher related to those model. From the table, teachers play very important role and become the prior decision in leading the success of reading-literacy learning. Most of the suggestion said that, teacher have to be cares, assist, guide and motivate their students intensely when they are doing reading activities.

Beside the comment of the 18 experts, researchers also calculate the mean and mode of every constructs and items in cycle II. These mean and mode then become the prior consideration for generate prototype III. The mode and mean can be seen from the table 4.23 – 4.30 below:

Table 4.23 The Mode and Mean of Cycle II for Construct A

Construct item code	Central tendency	
	Mean	Mode
A1	4.78	5
A2	4.89	5
A3	4.67	5
A4	4.78	5
A5	4.89	5
A6	4.78	5
A7	4.89	5
A8	4.61	5
A9	4.61	5
A10	4.5	5
A11	4.89	5
A12	4.83	5

A13	4.67	5
A14	4.72	5
A15	4.5	5
A16	4.83	5
A17	4.89	5
A18	4.33	5
A19	4.61	5
A20	4.89	5

It can be seen from the table 4.23 above that the mean of construct A which was got from the expert are ranged from 4.5 to 4.89. It means that the items in this construct were score with a good and positive response with score over than 4.5. Furthermore, those score also supported with the mode that mostly got a perfect score. It shows that all af the items in this construct can be used as consideration in developing the model of learning reading literacy.

Table 4.24 The Mode and Mean of Cycle II for Construct B

Construct item code	Central tendency	
	Mean	Mode
B1	4.67	5
B2	4.78	5
B3	4.78	5
B4	4.89	5
B5	4.72	5
B6	4.61	5
B7	4.61	5
B8	4.83	5
B9	4.89	5
B10	4.83	5
B11	4.83	5
B12	4.67	5
B13	4.89	5
B14	4.5	5
B15	4.78	5
B16	4.56	5
B17	4.72	5
B18	4.67	5
B19	4.72	5
B20	4.61	5

In line with construct A, construct B also has the same thing. From the table 4.24, it shows that the mean are ranged from 4.5 to 4.89. additionally, the mode was mostly got a perfect score. It shows that all of the items in this construct can be used as consideration in developing the model of learning reading literacy.

Table 4.25 The Mode and Mean of Cycle II for Construct C

Construct item code	Central tendency	
	Mean	Mode
C1	4.78	5
C2	4.5	5
C3	4.11	5
C4	4.56	5
C5	4.78	5
C6	4.72	5
C7	4.67	5
C8	4.39	5
C9	4.33	5
C10	4.83	5
C11	4.61	5
C12	4.61	5
C13	4.5	5
C14	4.61	5
C15	4.61	5
C16	4.72	5

Table 4.25 above shows a bit different data. Construct C stands at 4.11 to 4.78 for the mean at every items. Moreover, the mode still dominated with 5 (perfect score), even there are some got lower. Even though this score is lower than construct A and B, this score still indicates that it is greater than 4. Therefore it can be said that this construct is good. Hencer, all of the items in this construct can be used as consideration in developing the model of learning reading literacy.

Table 4.26 The Mode and Mean of Cycle II for Construct D

Construct item code	Central tendency	
	Mean	Mode
D1	4.83	5
D2	4.5	5
D3	4.83	5
D4	4.67	5
D5	4.83	5

D6	4.83	5
D7	4.61	5
D8	4.72	5
D9	4.72	5
D10	4.56	5
D11	4.67	5
D12	4.78	5
D13	4.61	5
D14	4.67	5
D15	4.67	5
D16	4.61	5
D17	4.39	5
D18	4.56	5
D19	4.67	5
D20	4.5	5
D21	1.28	0

Table 4.26 shows very different proportion. Mostly the items in this construct got score greater than 4, which categorized as good. However, there is an item, D21, which got only 1.28 for the mean with the mode 0. It shows that most of the expert did not agree with this item. Based on this score it can also be said that there is no agreement among the expert about this item, and they suggested that this item must be deleted from the construct.

Table 4.27 The Mode and Mean of Cycle II for Construct E

Construct item code	Central tendency	
	Mean	Mode
E1	4.83	5
E2	4.78	5
E3	4.67	5
E4	4.72	5
E5	4.67	5
E6	4.61	5
E7	4.56	5
E8	4.61	5
E9	4.78	5
E10	4.83	5
E11	4.78	5
E12	4.78	5
E13	4.72	5
E14	4.67	5
E15	4.78	5

It can be seen from the table 4.27 above that the mean of construct E which was got from the expert are ranged from 4.56 to 4.83. It means that the items in this construct were score with a good and positive response with score over than 4.5. Furthermore, those score also supported with the mode that mostly got a perfect score. It shows that all af the items in this construct can be used as consideration in developing the model of learning reading literacy

Table 4.28 The Mode and Mean of Cycle II for Construct F

Construct item code	Central tendency	
	Mean	Mode
F1	4.39	4
F2	4.78	5
F3	4.67	5
F4	4.28	5
F5	4.67	5
F6	4.56	5
F7	4.61	5
F8	4.67	5
F9	4.83	5
F10	4.67	5
F11	4.72	5
F12	4.72	5

Same with the construct E, from table 4.28, construct F got the similar score which is greater than 4 for the mean, and almost all the expert shows tendency in choosing 5. It shows that this items in this construct can be used as the model.

Table 4.29 The Mode and Mean of Cycle II for Construct G

Construct item code	Central tendency	
	Mean	Mode
G1	4.83	5
G2	4.44	4
G3	4.83	5
G4	4.78	5
G5	4.67	5
G6	4.72	5
G7	4.56	5
G8	4.83	5
G9	4.72	5
G10	4.78	5

G11	4.61	5
G12	4.56	5
G13	4.78	5
G14	4.61	5

It can be seen from tabel 4.29 that most of the expert gave score greater than 4, which ranged from 4.44 to 4.83 for the mean at each items at construct G. This score also supported with the mode of those score which showed that most of them gave 5. It shows that this items in this construct can be used as the model.

Table 4.30 The Mode and Mean of Cycle II for Construct H

Construct item code	Central tendency	
	Mean	Mode
H1	4.78	5
H2	4.78	5
H3	4.61	5
H4	4.61	5
H5	4.44	4
H6	4.61	5
H7	4.61	5
H8	4.89	5
H9	4.67	5
H10	4.72	5
H11	4.67	5
H12	4.61	5
H13	4.83	5
H14	4.78	5
H15	4.44	5
H16	4.67	5
H17	4.67	5
H18	4.83	5
H19	4.72	5
H20	4.89	5
H21	4.72	5
H22	4.72	5

From the table above it can be seen that most of the mean for every item is greater than 4.5. Meanwhile the mode is dominated by 5, and small amount of 4. It means that the generated item from its construct can be used because most of

the expert agreed to the additional items. Therefore, the additional items can be added to the construct and be continued to next steps.

Prototype III

Prototype III was the result of cycle II, where it should be several addition from the expert. However, fortunately, there was no addition in previous cycle, but there were several slight reduction. Therefore, the model, consist of construct and items, was slightly different from prototype II, with several more operational-explanation for several items. The revised prototype III can be seen as follows:

a. Reading Literacy Learning Objectives

1. Encourage curiosity of students in reading
2. Build awareness of students to love reading
3. Familiarize students read at home
4. Develop the practice of reading literacy in schools
5. School makes learning fun as parks and schools child-friendly so that citizens are able to manage knowledge.
6. Maintaining continuity of learning by presenting various readings and accommodate a variety of reading strategies.
7. Create a classroom environment that promotes a culture of literacy
8. Develop the practice of reading literacy in society
9. Improving students' critical thinking skills to reading text
10. Adding vocabulary, train the brain works and to train students' ability to concentrate
11. Charge time with literacy in order to increase knowledge and insight
12. Improving the ability of students to understand and analyze the content of reading
13. Building a culture of academic or school academic atmosphere through a literal reading
14. Reducing child dependency on gadgets (smartphones) to play the game
15. Make students more creative and innovative in solving problems
16. Supports speech / expression / communication in front of the class

b. Subjects in Reading Literacy Learning

1. Thematic lessons compulsory in schools
2. Additional thematic subjects according to the school environment
3. Integrated thematic subjects according to age and level of student
4. Supporting books that match their interests and the interests of students
5. Fairy tale or story
6. Doing literacy general knowledge (eg RPAL and RPUL) before the course starts until 07.00
7. A collection of poems and rhymes
8. Bigbook appropriate theme
9. Biography or a national hero
10. Books encyclopedia of science, social and Islam
11. KKPK book (small puny works)
12. Exemplary story book Prophets and Messengers
13. Handout books, brochures, leaflets
14. Child magazine and Novel
15. E-book
16. Wall motivation in the classroom
17. Teaching materials intangible write text, audio, visual, audiovisual and kinesthetic
18. Book learning motivation
19. Handbook thematic or neighborhood based on local wisdom that made teachers

c. Learning Experiences in Learning Literacy Reading

1. The habit of reading outside of the classroom at the time when at school
2. The habit of reading at home
3. At the time of first reading rokaat Duha prayer toughened
4. HOTS thinking skills of students in accordance with government expectations
5. Using a peer tutor or friend who are able to teach
6. The use of technology in learning

7. Hold a weekly contest for literacy
 8. Study comparative to the local library
 9. Accessing the online-based e-book
 10. Getting used to go to school library
 11. Develop a portfolio of reading
 12. Do think - pair - share
 13. A visit to the publisher or print media mass
 14. Students work together in creating a report about the content of reading groups read
- d. Methods and Learning Strategies
1. Top-down reading strategy (Strategy reading from the beginning of knowledge possessed by the readers of the text to be read)
 2. Bottom-up reading strategy (Strategy reads that begin with the letter, phrases, sentences, paragraphs, and so on)
 3. Interactive reading strategy (combination of top-down reading strategy and bottom-up reading strategy)
 4. BKOF (Building Knowledge of field)(Before learning of students already have prior knowledge capital)
 5. MOT (Modeling of Text)(Learning begins by giving modeling by the teacher)
 6. JCOT (Joint Construction of Text)(Learning is done by discussing in a group to develop an experience together)
 7. ICOT (Independent construction of Text)(Read text individually)
 8. Role playing
 9. SQ3R methods (survey, question, read, and review) for social sciences
 10. PQRST Method (preview, question, read, summary, and test) for physics text Science
 11. Careful reading method multi-literacy
 12. Methods of inquiry learning to read
 13. Exploration methods of mathematical problems
 14. PQ4R method (preview, question, read, reflect, Recite, review)

15. Methods of silent reading (SSR)
 16. Fast reading method and skimming (scanning and skimming)
 17. Using think aloud strategy
 18. Active reading (reading while noting)
 19. Methods everyone is a teacher here
 20. Book reading method
 21. Request Method Question Reading (Reading FAQ)
- e. Reading Literacy Learning Procedures
1. analyzing the content of the text, either implicit or explicit
 2. give analytical inference picture of the text being read
 3. Responding to a critical text by using rational thinking which is supported by a complete proof of authenticity
 4. Generate creative comprehension using a variety of media that is multimodal, multi genre, multimedia and cultural variety.
 5. To separate fact from opinion on the text being read
 6. Produce students who think critically, analytically and reflectively
 7. Using early literacy
 8. Using the library literacy
 9. Analyze the relationship between the text / intertextuality with personal experience
 10. Make a concept map based on keywords in the basic idea of reading
 11. Make text related opinion
 12. reading comprehension
 13. Visualize, identify and communicate ideas and key ideas or reading text
 14. Analyze the text content through thinking HOTS
 15. Connecting understanding of the text read with reality
- f. Time Allocation
1. Extra time allocation of 15 minutes to 45 minutes
 2. Read in the library at rest based on the schedule that has been created
 3. Reading at home, related to the tasks given by the teacher to solve problems or encapsulate

4. Read after the completion of the task
 5. Assignment-based self-reading pilot project and summary in a group
 6. Provide additional time to brainstorm
 7. Procurement event "weekly reading contest"
 8. The addition of a portfolio-based reading group assignment
 9. Reading on an empty hour
 10. Extra time proportionally to the saturation level students
 11. Make a written opinion in response to the reading (duties) provided by the teacher
 12. Clipping and analyze its contents
- g. Monitoring
1. There are books liaison between teachers and parents to check the tasks assigned by the teacher
 2. Assigns work at home
 3. Collaborating with parents to monitor the activities of reading at home
 4. There is a journal read students
 5. Monitoring peers
 6. book evaluation
 7. Anatra quarterly meeting teachers and parents
 8. WA Group / WhatsApp teachers and parents
 9. Creating observation tables teamwork
 10. Filling the self assessment table on literacy skills and collaboration
 11. Note anecdotes
 12. Use of the application is linked between the school and parents
 13. There are books on the development of literacy skills of students
 14. Giving recitation-based portfolio in response to reading
- h. Learning Resources
1. Indonesian Digest for SD / MI
 2. Summary of Natural Sciences for SD / MI
 3. General Knowledge Summaries for SD / MI
 4. Summary Mathematical Formulas for SD / MI

5. Al-Ta'limual-Muta'allimu
6. Final Exam set Madrasah / School
7. Map, atlas and Globe
8. A collection of biographies of national heroes
9. Magazines and newspapers child related social problems
10. A collection of poems and rhymes
11. Comic
12. Holy Qur'an and the translation
13. a collection of Hadith
14. Books encyclopedia
15. Provision of internet access
16. Akhlaqul translation book lil Banin
17. Dictionary
18. Set of daily prayer and worship practical guidance
19. Digest all the themes and or maple into a game of children
20. The story of the stories of the prophets and Muslim figures
21. Books about motivation to learn
22. Handbook of teachers that contains the essay based on local wisdom

Cycle III

Fortunately, in this cycle there was no additional item from the construct and items at previously construct as well. However, there were several comments from the expert about the items which was added by the expert in previous cycle. Therefore, there is no additional items in this cycle, but there were revision at the existing items which is must be detailed and specified.

In this process, researchers did the same things as previous process, which is calculate the mode and mean. Then, by using the formula at fuzzy Delphi analysis, researchers got certain rank of the item of the construct. Those can be seen in tabel 4.31 – 4.38 below:

Tabel 4.31. The Fuzzy Analysis Result of Construct A

ITEM	NILAI SKOR		RANK
	<i>FUZZY EVALUATION</i>	<i>AVERAGE OF FUZZY NUMBER</i>	
A1	13.800	0.767	9
A2	14.000	0.778	3
A3	13.800	0.767	9
A4	14.000	0.778	3
A5	14.200	0.789	2
A6	13.800	0.767	6
A7	14.400	0.800	1
A8	13.800	0.767	9
A9	13.800	0.767	6
A10	13.800	0.767	9
A11	14.000	0.778	3
A12	13.800	0.767	9
A13	13.600	0.756	15
A14	13.800	0.767	6
A15	13.600	0.756	14
A16	13.600	0.756	15

Tabel 4.31 above shows that all the items then analyzed using Fuzzy Delphi. It can be seen that the order of preliminary design then change. There were significance discrepancy of the order.

Tabel 4.32 The Fuzzy Analysis Result of Construct B

ITEM	NILAI SKOR		RANK
	<i>FUZZY EVALUATION</i>	<i>AVERAGE OF FUZZY NUMBER</i>	
B1	13.400	0.744	13
B2	13.600	0.756	10
B3	13.600	0.756	8
B4	14.200	0.789	2
B5	14.000	0.778	4
B6	13.400	0.744	13
B7	14.000	0.778	4
B8	14.000	0.778	4
B9	14.400	0.800	1
B10	14.200	0.789	2
B11	13.800	0.767	7
B12	13.600	0.756	8
B13	13.600	0.756	10

B14	13.400	0.744	13
B15	13.600	0.756	10
B16	13.400	0.744	13
B17	13.600	0.756	8
B18	13.400	0.744	13
B19	13.600	0.756	8

It can be seen from Tabel 4.32 there were significance discrepancy of the order after the analisis of fuzy delphy. Moreover, there are some items which is doubled. It means that those item still can be used even though placed in the same order.

Table 4.33 The Fuzzy Analysis Result of Construct C

ITEM	NILAI SKOR		RANK
	<i>FUZZY EVALUATION</i>	<i>AVERAGE OF FUZZY NUMBER</i>	
C1	13.800	0.767	3
C2	13.200	0.733	10
C3	11.667	0.648	14
C4	13.000	0.722	11
C5	13.800	0.767	3
C6	13.600	0.756	5
C7	13.400	0.744	7
C8	12.800	0.711	12
C9	12.600	0.700	13
C10	14.000	0.778	1
C11	13.800	0.767	2
C12	13.400	0.744	7
C13	13.400	0.744	7
C14	13.600	0.756	6

Table 4.33 above showed that there is no problem with the model proposed by researchers. It can be seen from the analysis above that all the items can be used in the model.

Table 4.34 The Fuzzy Analysis Result of Construct D

ITEM	NILAI SKOR		RANK
	<i>FUZZY EVALUATION</i>	<i>AVERAGE OF FUZZY NUMBER</i>	
D1	14.000	0.778	1
D2	13.400	0.744	9

D3	14.000	0.778	1
D4	13.400	0.744	9
D5	13.800	0.767	7
D6	13.800	0.767	4
D7	13.000	0.722	16
D8	13.800	0.767	7
D9	13.800	0.767	4
D10	13.400	0.744	9
D11	13.200	0.733	14
D12	13.800	0.767	4
D13	13.400	0.744	9
D14	13.200	0.733	14
D15	14.000	0.767	13
D16	14.000	0.778	1
D17	14.000	0.778	1
D18	13.800	0.767	9
D19	13.800	0.767	7
D20	0.000	0.000	4
D21	0.000	0.000	0

It can be seen from Tabel 4.34 above that all the items then analyzed using Fuzzy Delphy and all the item can be used by using triangular fuzzy delphy analysis. Moreover, it can be seen that the order of preliminary design then change. There were significance discrepancy of the order.

Table 4.35 The Fuzzy Analysis Result of Construct E

ITEM	NILAI SKOR		RANK
	<i>FUZZY EVALUATION</i>	<i>AVERAGE OF FUZZY NUMBER</i>	
E1	14.000	0.778	1
E2	13.800	0.767	3
E3	13.400	0.744	10
E4	13.600	0.756	5
E5	13.600	0.756	5
E6	13.267	0.737	12
E7	13.200	0.733	13
E8	13.200	0.733	13
E9	13.600	0.756	7
E10	13.800	0.767	4
E11	13.600	0.756	7
E12	13.600	0.756	7

E13	13.400	0.744	10
E14	13.200	0.733	13
E15	13.400	0.737	14

Table 4.35 shows that there are changes of the order of designed item in this construct. All the items were analyzed by using Fuzzy Delphy and all the item can be used by using triangular fuzzy delphy analysis. Some are doubled and some are tripled.

Table 4.36 The Fuzzy Analysis Result of Construct F

ITEM	NILAI SKOR		RANK
	<i>FUZZY EVALUATION</i>	<i>AVERAGE OF FUZZY NUMBER</i>	
F1	12.200	0.678	12
F2	13.800	0.767	2
F3	13.600	0.756	6
F4	13.000	0.722	11
F5	13.600	0.756	6
F6	13.200	0.733	10
F7	13.600	0.756	6
F8	13.800	0.767	4
F9	14.000	0.778	1
F10	13.800	0.767	2
F11	13.800	0.767	4
F12	13.600	0.756	9

It can be seen from Tabel 4.36 above that all the items then analyzed using Fuzzy Delphy. The things of construct E also happened to this construct. All the items can be used and the order of the items then change based og the triangular analysis of Fuzzy Delphy.

Table 4.37 The Fuzzy Analysis Result of Construct G

ITEM	NILAI SKOR		RANK
	<i>FUZZY EVALUATION</i>	<i>AVERAGE OF FUZZY NUMBER</i>	
G1	14.000	0.778	1
G2	12.400	0.689	14
G3	14.000	0.778	1
G4	13.600	0.756	7
G5	13.600	0.756	7

G6	13.800	0.767	6
G7	13.400	0.744	11
G8	14.000	0.778	1
G9	13.600	0.756	7
G10	14.000	0.778	1
G11	13.600	0.756	7
G12	13.200	0.733	13
G13	13.800	0.767	5
G14	13.400	0.744	11

Tabel 4.37 shows that all the items was analyzed using Fuzzy Delphy. The things of construct F also happened to this construct. All the items can be used and the order of the items then change based on the triangular analysis of Fuzzy Delphy.

Table 4.38 The Fuzzy Analysis Result of Construct H

ITEM	NILAI SKOR		RANK
	<i>FUZZY EVALUATION</i>	<i>AVERAGE OF FUZZY NUMBER</i>	
H1	14.000	0.778	5
H2	13.800	0.767	7
H3	13.800	0.767	7
H4	13.800	0.767	7
H5	12.000	0.667	16
H6	13.600	0.756	14
H7	13.800	0.767	7
H8	14.200	0.789	1
H9	14.200	0.789	1
H10	13.800	0.767	12
H11	13.400	0.744	15
H12	14.200	0.789	1
H13	14.200	0.789	1
H14	13.800	0.767	12
H15	14.000	0.778	5
H16	13.800	0.767	7
H17	13.800	0.767	7
H18	13.800	0.767	7
H19	12.000	0.667	16
H20	13.600	0.756	14
H21	13.800	0.767	7

Tabel 4.38 above shows that all the items were analyzed using Fuzzy Delphi. It can be seen that the order of preliminary design then change. There were significance discrepancy of the order.

Based on the analysis by using fuzzy Delphi, it can be seen from the table tabel 4.31 – 4.38 above that the items at the construct were already ranked. The order of previously items even determined either by researchers or 18 experts, was already change. What is more is that, there are several items which is not appropriate to use anymore. The red-written items above were the items which was not be used anymore. These happened because it is rejected based on the agreement of the 18 expert which is showed from the triangular fuzzy number. The final model consist of construct 1 with 15 items, construct 2 with 13, construct 3, and 4 are the same which consist of 14 for each construct, construct 5, 6, 7, and 8 are 14, 12, 14 and 16 respectively. Based on the data, it can be seen that there are actually similar number/rank for several items at all construct.

Final-developed Model

As the product of cycle III, this prototype became the final prototype. This final-prototype actually has the same item with previous one, however its rank is change base on the fuzzy Delphi analisis. This final prototype then will be scored by using SEM analysis in the next phase. The final-developed prototype can be seen as follow:

a. Reading Literacy Learning Objectives

1. Improving students' critical thinking skills to reading text
2. Familiarize students read at home
3. Adding vocabulary, train the brain works and to train students' ability to concentrate
4. Develop the practice of reading literacy in schools
5. Build awareness of students to love reading.
6. Maintaining continuity of learning by presenting various readings and accommodate a variety of reading strategies.
7. Encourage curiosity of students in reading

8. Encourage curiosity of students in reading
9. Create a classroom environment that promotes a culture of literacy
10. Improving the ability of students to understand and analyze the content of reading
11. School makes learning fun as parks and schools child-friendly so that citizens are able to manage knowledge
12. Improving the ability of students to understand and analyze the content of reading
13. Make students more creative and innovative in solving problems
14. Develop the practice of reading literacy in society
15. Reducing child dependency on gadgets (smartphones) to play the game
16. Supports speech / expression / communication in front of the class

b. Subjects in Reading Literacy Learning

1. Handout books, brochures, leaflets
2. Books encyclopedia of science, social and Islam
3. Bigbook appropriate theme
4. Additional thematic subjects according to the school environment
5. Supporting books that match their interests and the interests of students
6. Child magazine and Novel
7. Fairy tale or story
8. Doing literacy general knowledge (eg RPAL and RPUL) before the course starts until 07.00
9. Thematic lessons compulsory in schools
10. Integrated thematic subjects according to age and level of student
11. A collection of poems and rhymes
12. Biography or a national hero
13. KKPK book (small puny works)
14. Child magazine and Novel
15. Exemplary story book Prophets and Messengers
16. Wall motivation in the classroom

17. Books encyclopedia of science, social and Islam
18. Teaching materials intangible write text, audio, visual, audiovisual and kinesthetic
19. KKPK book (small puny works)

c. Learning Experiences in Learning Literacy Reading

1. At the time of first reading rokaat Duha prayer toughened
2. Getting used to go to school library
3. Students work together in creating a report about the content of reading groups read
4. Develop a portfolio of reading
5. HOTS thinking skills of students in accordance with government expectations
6. Using a peer tutor or friend who sudahmampu to teach his
7. Hold a weekly contest for literation
8. Do think - pair - share
9. A visit to the publisher or print media mass
10. The habit of reading outside of the classroom at the time when at school
11. The habit of reading at home
12. Study comparative to the local library
13. Accessing the online-based e-book
14. Hold a weekly contest for literation

d. Methods and Learning Strategies

1. Top-down reading strategy (Strategy reading from the beginning of knowledge possessed by the readers of the text to be read)
2. SQ3R methods (survey, question, read, and review) for social sciences
3. Bottom-up reading strategy (Strategy reads that begin with the letter, phrases, sentences, paragraphs, and so on)
4. PQRST Method (preview, question, read, summary, and test) for physics text Science
5. ICOT (Independent construction of Text) (Read text individually)

6. BKOF (Building Knowledge of field)(Before learning of students already have prior knowledge capital)
7. Fast reading method and skimming (scanning and skimming)
8. role playing
9. MOT (Modeling of Text)(Learning begins by giving modeling by the teacher)
10. Careful reading method multiliteracy
11. PQ4R method (preview, question, read, reflect, Recite, review)
12. JCOT (Joint Construction of Text) (Learning is done with the group to develop an experience together)
13. Methods of inquiry learning to read
14. Methods of silent reading (SSR)
15. Exploration methods of mathematical problems
16. Interactive reading strategy (combination of top-down reading strategy and bottom-up reading strategy)
17. BKOF (Building Knowledge of field)(Before learning of students already have prior knowledge capital)
18. Exploration methods of mathematical problems
19. SQ3R methods (survey, question, read, and review) for social sciences
20. ICOT (Independent construction of Text) (Read text individually)

e. Reading Literacy Learning Procedures

1. analyzing the content of the text, either implicit or explicit
2. Responding to a critical text by using rational thinking which is supported by a complete proof of authenticity
3. Make a concept map based on keywords in the basic idea of reading
4. To separate fact from opinion on the text being read
5. Produce students who think critically, analytically and reflectively
6. reading comprehension
7. Visualize, identify and communicate ideas and key ideas or reading text
8. Analyze the text content through thinking HOTS

9. Using early literacy
10. Generate creative comprehension using a variety of media that is multimodal, multi gender, multimedia and cultural variety
11. Using the library literacy
12. Analyze the relationship between the text / intertextuality with personal experience
13. Make text related opinion
14. Analyze the text content through thinking HOTS
15. Connecting understanding of the text read with reality

f. Time Allocation

1. Clipping and analyze its contents
2. Read in the library at rest based on the schedule that has been createz
3. Provide additional time to brainstorm
4. Make a written opinion in response to the reading (duties) provided by the teacher
5. Procurement event "weekly reading contest"
6. Extra time proportionally to the saturation level students
7. The addition of a portfolio-based reading group assignment
8. Read after the completion of the task
9. Extra time allocation of 15 minutes to 45 minutes
10. Reading at home, related to the tasks given by the teacher to solve problems or encapsulate
11. Assignment-based self-reading pilot project and summary in a group
12. Reading on an empty hour

g.monitoring

1. There are books liaison between teachers and parents to check the tasks assigned by the teacher
2. Giving recitation-based portfolio in response to reading
3. Assigns work at home
4. Anatra quarterly meeting teachers and parents
5. WA Group / WhatsApp teachers and parents

6. book evaluation
7. Note anecdotes
8. Collaborating with parents to monitor the activities of reading at home
9. Creating observation tables teamwork
10. There is a journal read students
11. Filling the self assessment table on literacy skills and collaboration
12. There are books on the development of literacy skills of students
13. Monitoring peers
14. Use of the application is linked between the school and parents

h. Learning Resources

1. Al-Ta'limual-Muta'allimu
2. Map, atlas and Globe
3. A collection of biographies of national heroes
4. Magazines and newspapers child related social problems
5. Akhlaqul translation book lil Banin
6. Books encyclopedia
7. Map, atlas and Globe
8. Indonesian Digest for SD / MI
9. Summary of Natural Sciences for SD / MI
10. Holy Qur'an and the translation
11. Provision of internet access
12. General Knowledge Summaries for SD / MI
13. Summary Mathematical Formulas for SD / MI
14. a collection of Hadith
15. Final Exam set Madrasah / School
16. Comic
17. Holy Qur'an and the translation
18. a collection of Hadith
19. Dictionary
20. Provision of internet access
21. Books encyclopedia

22. Handbook of teachers that contains the essay based on local wisdom

C. Validation and Evaluation Phase

To evaluate and validate the developed model, researchers used the Structural Equation Model (SEM). Hair et.al. (1998) stated that the SEM analysis procedure consists of seven stages as follows:

1. The development of models based on theory. The theoretical model in this study was developed based on adequate theoretical study and has been described in chapter two.
2. Development of flowcharts or path diagrams to show the causality of the construct or latent variable used.
3. Change the flowchart into structural equations and measurement model specifications.
4. Selection of the input matrix and model estimation techniques. The input data used in this study is the variance matrix or covariance or correlation matrix for the overall estimate. The computer software used is AMOS 16.0 with maximum likelihood estimation.
5. Analyzing identification problems. In principle, the problem with model identification is the problem of the inability of the model formed to produce unique estimators. Symptoms of identification problems include the presence of standard errors in one or several large coefficients, the appearance of strange numbers such as negative error variance and a very high correlation between budget coefficients (> 0.90).
6. Testing goodness-of-fit criteria. Testing the suitability of the model is carried out by examining the goodness-of-fit criteria as outlined in chapter three.

7. Interpretation and improvement of the model. At this last stage, the model will be interpreted and improved if the models do not meet the test requirements.

Testing the SEM Assumptions

Before testing the overall model fit for the structural model and analysis of estimation between factors, the SEM assumptions are tested first. Bagozzi and Baumgartner (1994) state that violation of important assumptions of SEM will have a serious impact on the value of the assumption parameters between variables and cause identification problems.

1. Analysis of the Proposed Model

Statistical model images based on this theory are tested using SEM analysis through AMOS design.

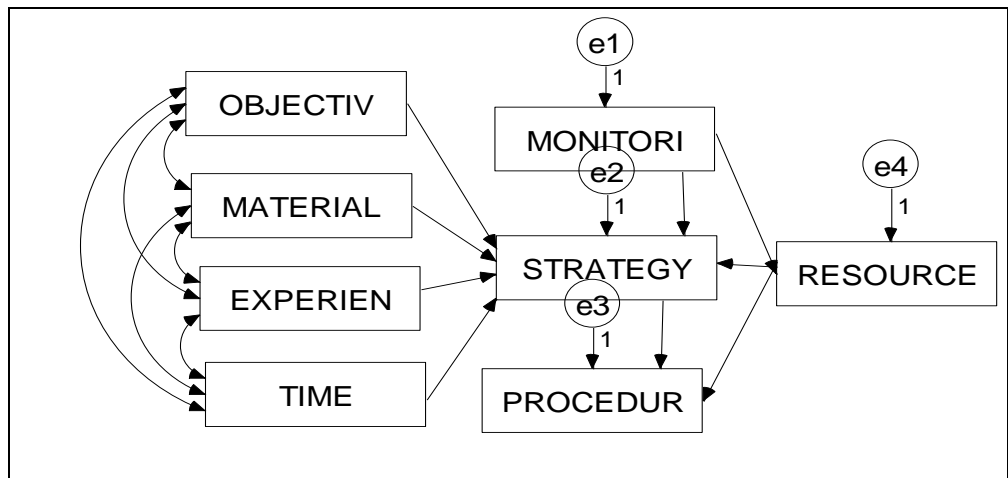


Figure 6.1. Proposed Model of Reading Literacy Learning

A proposed model has been formed to make identification and its variables are as described in table 6.1 below:

Table 6.1. Labels and Characteristics of Variables

Labels	Label Description	variable characteristics	
MONITORI	Learning Monitoring	Studied	Endogenous
STRATEGY	Learning Strategy	Studied	Endogenous
PROCEDUR	Learning Procedure	Studied	Endogenous
RESOURCE	Learning Resources	Studied	Endogenous
OBJECTIVE	Learning Objectives	Studied	Exogenous
MATERIAL	Learning Material	Studied	Exogenous
EXPERIENCE	Learning Experience	Studied	Exogenous
TIME	Time Allocation	Studied	Exogenous
e1	<i>Random fluctuation that is not measured</i>	not studied	Exogenous
e2	<i>Random fluctuation that is not measured</i>	not studied	Exogenous
e3	<i>Random fluctuation that is not measured</i>	not studied	Exogenous
e4	<i>Random fluctuation that is not measured</i>	not studied	Exogenous

Source: Primary data processed

There are 12 variables of proposed models, which eight are variables studied and four are variables that are not studied. There are four exogenous variables and four endogenous variables. In Figure 6.1, the position of the exogenous variable from top to bottom shows no rank, nor does the endogenous variable. This model was tested on a sample of 100 teachers in Bondowoso, Indonesia.

2. Data Normalization Test

Normality tests need to be performed for both normality of univariate and multivariate normality which multiple variables are used simultaneously in the final analysis. To test whether there is a normality assumption or not, then it can be done with the statistical value of z for skewness and its empirical kurtosis. It can be found on the Critical Ratio (CR) using a 1% significance level, which the CR value ranges between -2.58 to 2, 58 ($-2.58 \leq CR \leq 2.58$) were considered to be normal distribution data, both univariate and multivariate (Ghozali, 2008). Normalized test

results obtained CR values ranging from -2.58 to 2.58 for all data used in this study. So, it can be said that multivariate data is normal. Also, normal univariate data are represented by all critical ratio values of all indicators located between $-2.58 \leq CR \leq 2.58$.

3. Outliers Test

Outliers is the observations that emerge at the extreme values of both the univariate and the multivariate, which is a unique combination of characteristics that have and appear to be very different from other observations. Once outliers happen, it is possible to perform special treatment on the original outliers as long as the outlier's appearance is known. Detection of multivariate outliers is performed by considering the value of Mahalanobis Distance. The criterion used is based on the Chi Square value of freedom of the number of indicator variables at the significance level of $p < 0.01$ (Ghozali, 2008).

Outliers based on calculations using the AMOS program in this study showed the importance of d-squared Mahalanobis. Data with probability (p) i.e. p_1 and p_2 greater than 117,825 for data part 2 and 69,825 for data part 3 means outliers and p_1 and p_2 is smaller than 117,825 for data part 2 and 69,825 for data part 3 experienced outliers. Based on the test results obtained, p_1 and p_2 values smaller than 117,825 for data part 2 and 69,825 for data part 3 mean no outliers or it can be said that there is no significant difference between the data and the group of data for both types of data used in this study.

4. Multicollinearity or Singularity Test

Multicollinearity can be seen through determinants of covariance matrix. The determinant value which very small or close to zero, indicating an indication of a multicollinearity or singularity problem, so that data cannot be used for research (Tabachnick and Fidell, 1998, in Ghozali, 2008). The results of the multicollinearity test on the AMOS output showed a determinant value of sample covariance matrix of 0.0001 for both pieces of data used in this

study. This value is almost zero so it can be concluded that there is no multicollinearity and singularity problem in the data analysed.

Analysis of Full Structural Equation Modelling (SEM)

1. Compatibility of Full Structural Equation Modeling (SEM) of Reading Literacy Learning for Elementary Classes (Grades 1 through 3)

The next step is to evaluate the overall model fit (overall model fit). This model shows the degree of similarity between the sample variance-covariance matrix and the variance-covariance matrix predicted by the model. In other words, the Fit of the Overall Model is used to determine the extent to which the model created by the researchers is consistent with the data (Diamantopoulos & Siguaw. 2000). The results of the Overall Model Compatibility for the proposed model are shown in figure 6.2 below.

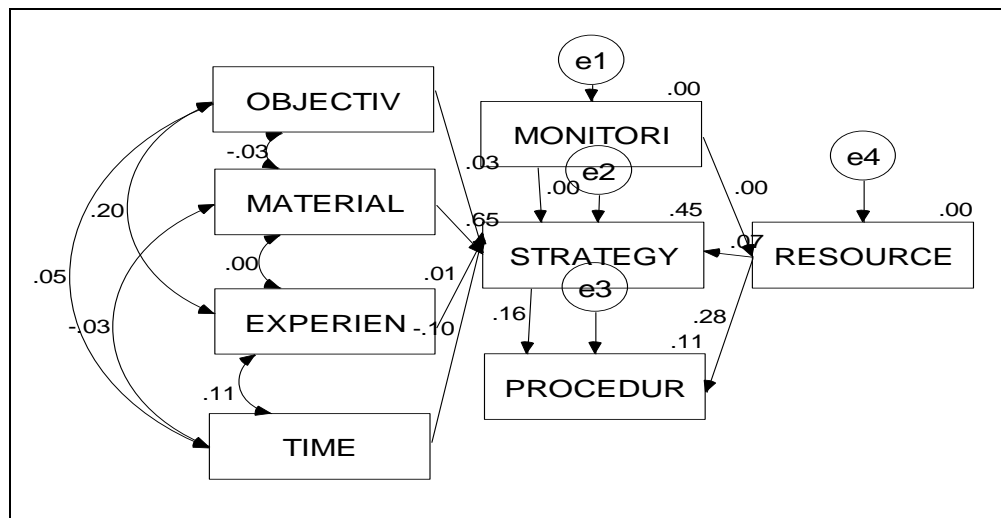


Figure 6.2

Full SEM for Modeling Reading Literacy Learning Models

Testing on the SEM model aims to see the suitability of the model. The results of the model fit in this study are presented in Table 6.2. From THE table above, it can be seen that eight criteria used to assess the model's

eligibility have been met. So it can be said that the model is acceptable, which means that the model is compatible with the data.

Table 6.2. SEM Adjustment Index for Reading Literacy Learning Model for Elementary Classes

Criteria	Cut Off Value	Test Results	Description
Chi Square	22.362	117,825	Baik
DF		13	
Probability	≥ 0.05	0,07	Good
CMIN/DF	≤ 5.00	3,054	Good
GFI	≥ 0.9	0.934	Good
AGFI	≥ 0.9	0.940	Good
TLI	≥ 0.9	0.973	Good
CFI	≥ 0.9	0.909	Good
NFI	≥ 0.9	0.926	Good
RMSEA	≤ 0.08	0.0001	Good

2. Compatibility of Full Structural Equation Modeling (SEM) for Reading Literacy Learning for High Class (Grade 4 through 6)

The test results of the overall model compatibility for literacy learning models for high classes are shown in figure 6.3 below:

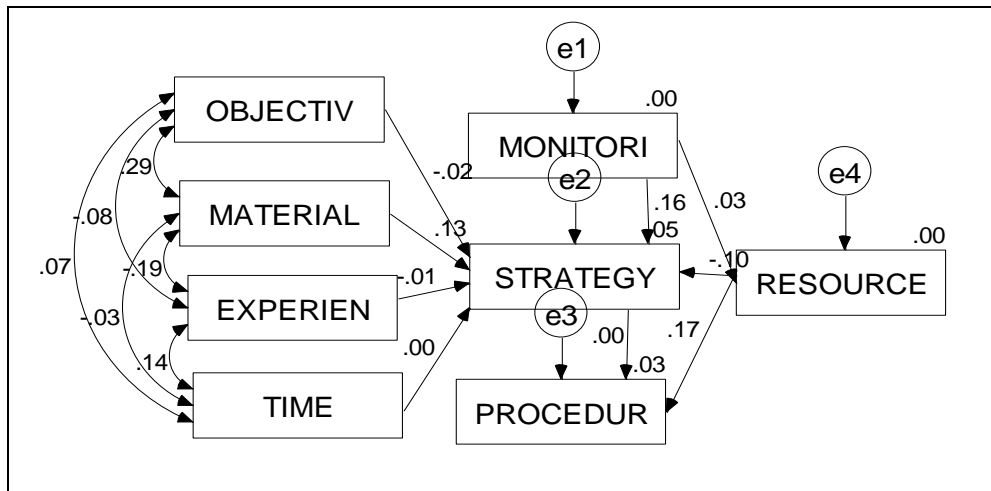


Figure 6.3.

Full SEM of Reading Literacy Learning Proposal Model for High Classes

The results of the compatibility model tests in this study are presented in Table 6.3 below.

Table 6.3. SEM Compatibility Index of Reading Literacy Learning Model for High Class

Criteria	Cut Off Value	Test Results	Description
Chi Square	22.362	69.825	Good
DF		13	
Probability	≥ 0.05	0.06	Good
CMIN/DF	≤ 5.00	3.371	Good
GFI	≥ 0.9	0.985	Good
AGFI	≥ 0.9	0.981	Good
TLI	≥ 0.9	0.909	Good
CFI	≥ 0.9	0.914	Good
NFI	≥ 0.9	0.942	Good
RMSEA	≤ 0.08	0.0001	Good

Based on the table above, it can be seen that eight criteria used to assess the model's eligibility have been met. So it can be said that the model is acceptable, which means that the model is compatible with the data.

CHAPTER V

CONCLUSSION AND SUGESTION

A. CONCLUSION

Based on data analysis results and results' discussion of developing learning reading-literacy model for Indonesia and Malaysia above, the following conclusions are obtained:

1. The need of developing reading-literacy learning model is gotten from interview with the elementary school principals, teachers, and students both from Malaysia and Indonesia. The data said that there are some consideration in designing the model. In this research, those consideration is called as the construct. This construct, then, is used as the basic to develop more operational items. Those construct consist of: 1). learning objectives; 2). instructional material; 3). learning experience; 4). learning strategy; 5). learning literacy procedure; 6). time allocation; 7). monitoring; and 8). learning resources. Those construct then becoming the prior consideration in developing items as part of designing learning reading-literacy model. Beside that, researchers found that the model between Malaysia and Indonesia is not different, however it should be differentiated between higher grade and lower grade students. Lower grade is define as students at grade 1, 2, and 3, meanwhile the rest is categorized as higher grade students.
2. In the designing phase, there consist of three part for both lower and higher grade students which are designing prototype I and cycle I, prototype II and cycle II, and prototype III and cycle III. The result of cycle III is the final model which is used in this research to be implemented. For lower grade students, The final-prototype for lower grade students, after fuzzy Delphi analysis was implemented, consist of 8 construct, with construct 1 consist of 18 items; construct 2 consist of 16 items; construct 3 consist of 12; construct 4 consist of 20, and construct 5, 6, 7, 8 consist of 16, 9, 9, 9 items respectively. Meanwhile, in the end of designing phase, researchers got 8 construct for final-prototype of reading-literacy learning of higher grade students. This construct is definitely the same from the model of lower grade students. The final model consist of construct 1 with 15 items, construct 2 with 13, construct 3, and 4 are the same which consist of 14 for each construct, construct 5, 6, 7, and 8 are 14, 12, 14 and 16 respectively

3. Based on the SEM Analysis, it can be seen that eight criteria used to assess the model's eligibility have been met. So it can be said that the model is acceptable, which means that the model is compatible with the data.

B. SUGESTION

Researchers really hope there will be another research related to developing model of reading-literacy learning. Based on the finding of this research, there are some suggestion for several people:

1. For principals

Principals have to support the program of reading-literacy learning by giving and facilitating teacher and students to develop their skill in literacy. It can be form of making some policy related to manage the reading-literacy learning.

2. For teachers

- a. Teachers play very important role in designing and controlling the reading - literacy learning. How good the model developed by researchers, teachers must master how to use and operate the model. Therefore teachers have to control their class and observe their students progress in doing reading literacy
- b. Teachers have to prepare and make a plan related to the article or text they will use in doing reading-literacy. So that objectives of the learning activities can be maximal

REFERENCES

- Anderson, J.C. & Gerbing, D.W. (1988). Structural equation modeling in practice; A review and recommend two-step approach. *Psychological Bulletin*, 103 (3), 411-423
- Arbuckle, J.L. & Wothke, W. (1999). *Amos 4.0 user's guide*. Chicago, USA: Small Waters Corporation.
- Bentler, P.M., & Dudgeon (1996). Covariance Structure Analysis: Statistical Practice, Theory and Direction. *Annual Review of Psychology*. 47, 563-592.
- Boomsma, A. (2000). Reporting Analysis of Covariance Structure. *Structural Equation Modeling* (4th Ed). New York: Longman Incaution modeling: Concepts, issues and applications (pg. 37-55). Thousand Oaks, CA: Sage.
- Borich, G. D. (1994). *Observation Skills for Effective teaching*. Second edition. Albany: Macmillan Publishing Co.
- Byrne, B.M. (2001). *Structural Equation Modeling With AMOS Basic Concept, Application and Programming*. Lawrence Erlbaum Associates.
- Chou, C.P., & Bentler, P.M. (1995). Estimation and tests in structural equation modeling. In R.H. Hoyle (Ed.), *Structural equation modeling: Concepts, issues and applications* (pp. 37-55). Thousand Oaks, CA: Sage.
- Chua, Y.P. (2009). *Statistik Penyelidikan Lanjutan II: Ujian Regresi, Analisa Faktor dan Analisis SEM. Buku 5*. Kuala Lumpur: McGraw-Hill.
- Chua, Y.P. (2013). *Kaedah dan Statistik Penyelidikan: Asas statistic penyelidikan, analisis data skala likert. Buku 3, (ed. ke-2)*. Kuala Lumpur: McGraw-Hill.
- Chua, Y.P. (2014). *Kaedah dan statistik penyelidikan: Ujian Regresi, Analisa Faktor dan Analisis SEM. Buku 5 (ed. ke-2)*. Kuala Lumpur: McGraw-Hill.
- Chua. Y. P. (2006). *Asas statistik penyelidikan*. Selangor: Mc Graw Hill Education.
- Chuah, K. (2008). Science & Mathematics teachers experiences, needs and expectations. *Eurasia Journal of Mathematics, Science & Teaching Education*, 4 (1), 31-43.
- Debdikbud. (2001). *Kamus Besar Bahasa Indonesia*, Jakarta: Balai Pustaka.
- Debdikbud. (2002). *Kamus Besar Bahasa Indonesia*, Jakarta : Bulan Bintang.

- Dewi Utama Faizah. (2016). *Panduan Literasi Sekolah di SD*, Jakarta: Direktorat Jenderal Pendidikan Dasar dan Menengah Kementerian Pendidikan dan Kebudayaan.
- Diaconis, P. & Efron, B. (1983). Computer-intensive methods in statistics. *Scientific American*, 248 (5), 116-130.
- Efron, B. & Gong, G. (1983). A leisurely look at the bootstrap, the jackknife and cross-validation. *American Statistician*, 37, 36-48.
- Eveline Siregar dan Hartini Nara. (2011). *Teori Belajar dan Pembelajaran*, Bogor: Ghalia Indonesia.
- Ferdinand, Augusty (2002). *Structural Equation Modeling dalam Penelitian Manajemen*. Edisi kedua, Semarang: Badan Penerbit Universitas Diponegoro.
- Gall, M. D., Gall, J. P., & Borg, W. R. (1983). *Educational Research an Introduction*; third edition. USA: Pearson Education
- Ghazali Darusalam, & Sufean Hussin (2016). *Metodologi penyelidikan dalam pendidikan: Amalan dan analisis kajian*. Kuala Lumpur: Penerbitan Universiti Malaya.
- Ghozali, Imam (2008). *Model Persamaan Struktural Konsep dan Aplikasi dengan Program AMOS 16.0*. Semarang: Badan Penerbit Universitas Diponegoro.
- Grinnell, R.M. (1988). *Social Work Research and Evaluation*. Springfield: F.E. Peacock Publishers, Inc.
- Hair, J. F., Anderson, R. E., Babin, B. J., & Black, W. C. (2010). *Multivariate data analysis (7th ed)*. New Jersey: Prentice Hall.
- Hair, J. F., Hult, G. T. M., Ringle, C. M., & Sarstedt, M. (2014). *A primer on partial least squares structural equation modeling (PLS)*. London: SAGE Publication, Inc.
- Imron Arifin. (1996). *Penelitian Kualitatif dalam Ilmu-Ilmu Sosial dan Keagamaan Malang Kalima sada Perss*.
- Malaysian National Literacy Survey. (1982). Malaysians' habit towards reading. Retrieved on February 14, 2018 from http://www.iojes.net/userfiles/article/iojes_946.pdf
- Malaysian National Literacy Survey. (1996). Malaysians' habit towards reading. Retrieved on Februari 14, 2018 from <https://www.bartleby.com/essay/A-Study-on-Reading-Habit-and-Attitude-PKCMTGRSTC>

- Mudzakir, *Studi Kasus: Desain dan Metode* Jakarta: PT. Raja Grafindo Persada.
- M. Muslich. (2009). *Melaksanakan PTK itu Mudah*, Jakarta: Bumi Aksara.
- Pangesti Wiedarti, dkk. (2016). *Desain Induk Gerakan Literasi Sekolah* (Jakarta: Direktorat Jenderal Pendidikan Dasar dan Menengah Kementerian Pendidikan dan Kebudayaan).
- Peter Worsley. (1970). *Introducing Sociology*, England: Penguin Books.
- PTKI and Dirjen Pendis Kemenag RI. (2018). Beasiswa 5000 Doktor, 2018-2019.
- Rahimah Abd. Wahab, Mohd Sahar Sawiran, Fozilah Abd Hamid & Hamidah Ayub. (2017). *Research on issues pertaining to teaching in FELDA schools in Segamat*. Retrieved on February 13, 2018 from <http://eprints.uitm.edu.my/1910>
- Robert C. Bogdan dan sari Knoop Biklen. (1998). *Qualitative Research For Education : An Intrudution to Theory and Methods* ,Buston:Aliyin and bacon,Inc.
- Robert K. Yin. (2008). “*Case Study Research: Design and Methods*”, translated by M. Djauzi
- Robert Bogdan, and Steven J. Taylor. (1992). *Introduction to Qualitative Research Methods*, Terjemahan Arief Furhan, Surabaya: Usaha Nasional.
- Saedah Siraj, Zaharah Hussin, Melati Sumari, Habib Mat Som & Kamaliah Siraj. (2010). *Modul Kurikulum Asas Membaca Orang Ali AMOS 4M*. Monograf Fakulti Pendidikan. Kuala Lumpur: Ampang Press Sdn Bhd.
- Siti Sukainah Che Mat & Melor Md. Yunus. (2014). Attitudes and motivation towards learning among FELDA school students. *Australian Journal of Basic and Applied Sciences*, 8(5), 1-8.
- Sugiyono. (2012). *Metode penelitian kuantitatif, kualitatif, dan R & D*. Bandung : Alfabeta.
- Syaiful Bahri Djamarah. (2010). *Guru dan Anak Didik*, Jakarta: Rineka Cipta.
- Tyler, R.. (1949). *Basic Principles of Curriculum and Instruction*. Chicago: University of Chicago.
- Undang-Undang No. 20 Tahun 2003 tentang Sistem Pendidikan Nasional.

Yunus Abidin, Tita Mulyai dan Hana Yunansah. (2017). *Pembelajaran Literasi Strategi meningkatkan Kemampuan Literasi Matematika, Sain, membaca dan Menulis*, Jakarta: Bumi Aksara.

TRANSCRIPT INTERVIEW WITH INDONESIAN SUBJECT

Responden

Guru kelas II MIN

P: ada yang ingin saya tanyakan terkait dengan pembelajaran yang melibatkan kemampuan literasi anak. Ada beberapa hal yang mau saya tanyakan, bagaimana dengan buku yang ada di kelas II?

R: biasanya kalau anak-anak ada jadwal membaca diperpustakaan, dari kelas 1 – 6 ada jadwalnya sendiri. Saat istirahat juga ada jadwalnya sendiri

P: yang dilakukan diperpustakaan itu membaca apa Bu?

R: terserah anak-anak membaca apa, bisa membaca pelajaran, cerita dan lainnya

P: kalau terkait dengan mapel, kalau kelas II sudah tematik, sumber bukunya apa?

R: Cuma buku dari pemerintah

P: kalau kontennya sudah sesuai dg kompetensi dasar dan ki nya atau tida?

R: kelemahannya anak-anak adalah ketika diminta membaca atau kebiasaan membaca hanya dilakukan disekolah. Dirumah sudah tidak dilatih, sehingga hanya guru yang berperan dalam kebiasaan membaca

P: lalu untuk bukunya?

R: bukunya yang dari pemerintah masih kurang, sehingga 1 bangku 1 buku (2 anak) ini membuat siswa tidak bisa belajar di rumha. Itupun kalau di rumah diajari, karena yang boleh dibawa pulang hanya yang mempunyai kemampuan membaca rendah

P: kalau dari segi kontennya bagaimana? Apakah sudah sesuai dengan standardnya atau gimana?

R: banyak yang tidak cocok untuk anak dasar

P: ketidakcocokannya ada dimana?

R: pelajarannya terlalu tinggi. Mungkin untuk anak kota itu cocok karena masuk sd mereka di tes, jadi sesuai kemampuan yang ideal. Tapi disini kan tidak, bisa ndak bisa tetep diterima

P: apakah karena di buku memuat berpikir tingkat tinggi begitu?

R: iya, untuk yang sebelum revisi bukunya masih cocok dengan anak-anak, nah setelah revisi ini ko makin sulit. Pelajaran menurut saya cocok di kelas 3 diajarkan di kelas 2,

P: contohnya apa?

R: materi pecahan di matematika. Kalau sebelum revisi pecahan hanya berbentuk pecahan asli, sedangkan yang revisi sudah ditambah dengan nol koma (pecahan desimal). Kalau sekarang sudah melibatkan operasi yang sulit, sekian digai sekian jadi berapa (sambil menirukan). Termasuk soal-soalnya juga sulit

P: anak-anak berhasil mencapai itu atau tidak bu?

R: beberapa berhasil. Jadi ketika ujian saya masih menerangkan lagi, oh ini maksudnya nak, oh iya, baru bisa

P: biasanya panjenengan menggunakan sumber lain ngga ? didasrakan buat sendiri atau ilustrasi dari buku?

R: kalau dari buku ada ya saya ambil dari buku, jika tidak ada ya saya buat sendiri

P: media apa yang biasanya ibu pakai?

R: seperti rambu-rambu, coba ingat gambar ini, anak-anak tidak tau. Jadi saya buat sendiri beberapa

P: di bukunya ada ngga itu?

R: ndak tertera kalau di buku tapi ada materinya jadi saya mengembangkan dan menambah sendiri

P: lalu terkait dengan keberagaman budaya yang ada di buku, apakah di buku itu sudah memfasilitasi agar anak memahami dan menghargai keanekaragaman budaya?

R: ada

P: yang seperti apa itu bu?

R: jadi dalam tematik itu tkohnya sudah langsung dipilihkan dari berbagai agama, asal daerah, jadi itu sudah sekaligus mengajarkan keberagaman budaya. Misal edo dari papua, siti dari jawa

P: kira-kira anak-anak paham ga berarti ada orang lain diluar kita?

R: iya paham

P: berikutnya saya mau bertanya tentang aktivitas membaca anak dan kemampuan literasi anak-anak, kira-kira saat penjenangan mengajar, sy tanya sebelum, proses dan setelahnya, syaa tanya ke bagian sebelum. Ketika sebelum, yang penjenangan lakukan bagaimana?

R: sebelumnya saya melakukan tes terlebih dahulu, bagi yang sudah bisa saya memprsilahkan untuk lanjut membaca memahami text, nah bagi yang belum saya ajari satu-satu

P: cara mengajarnya bagaimana BU?

R: nah anak-anak yang belum saya kasi kartu baca mengeja, seperti B-A, C-A

P: itu di kelas 2 ya?

R: iya

P: kelas 2 ada berapa orang yang terlambat,

R: ada 4 orang yang belum lancar membaca. Padahal di kelas 1 sudah dipisahkan, saat yang lain istirahat, dia tidak istirahat tapi masih diajari membaca, kelas 2 juga demikian.

P: Bentuk buku bagaimana bu untuk pendalaman anak2?

R: dibawa anak-anak pak. Itu kalau ujian masih dibacakan

P: jadi bukan anak-2 yng baca?

R: iya pak jadi kita tetep membacakan, kalau baca sendiri ya enak

P: kelas 2 itu sudah tematik ya? Berarti sudah campur ya?

R: iya

P: lajh kalau membaca saja bermasalah, lah bagaimana naka2 memahami?

R: membacanya saja yang bermasalah bu, Cuma ketika diterangkan anak2 paham

P: lah kalau mau mengerjakan soal gitu ?

R: ya akhirnya mereka tanya, sambil memperagakan kalimatnya (siapa yang membersihkan halaman? Edo buk, yasudah tulis). Ya di dikte,

P: ada teksnya kan?

R: ada, teks dan gambarnya. Jadi disediakan gambar dulu disitu baru ada soalnya.

P: jadi anak bisa menjawab tapi anak tidkak bisa membaca dan menulis?

R: iya, ada disitu kelemahannya

P: kok bisa ya sudah kelas 2 tapi belum bisa membaca dan menulis?

R: karena di rumah ga diajari lagi

P: padahal ada yg kelas 1 sudah dan bahkan sebelum sekolah sudah bisa

R: disini ada seperti itu bu, ada malah yang sampe kelas 4,yg berkebutuhan khusus

P: jadi yang dikelas 2 itu termasuk berkebutuhan khusus?

R: insyaAllah iya bu. Sudah diajari hari ini besok sudah lupa

P: jadi kalau anak2 ada text gitu bisa lgsg memahami?

R; ya kadang ga bisa langsung, kadang ya tetp tanya maksudnya apa bu? Ketika sudah dibacakan baru mereka tau

P; prosentasenya berapa bu lgsg paham dan dibantu?

R: 80% anak lgsg paham. Untuk semua text?

P; jika soal dan paragraf panjang anak-anak mulai bngung

R; kalau mateatika itu biasanya panjang, nah itu anak-anak susah

P; ngga pahamnya itu karena apanya? Panjangnya tadi atau bagaimana?

R; iya, terlalu panjang

P; padahal bahasa sehari2 bindo,

R; misal tiap anak dapat berapa bagian, $\frac{1}{3}$, tulis angkanya dan hurufnya. Nah yang tulis huruf ini yang ndak paham

P; yang lebih disulitkan di matemtaika?

R; iya,

P; itumatematika jg terintegrasi?

R; iya, seperti tema 8 sy bingung cara jelaskannya ke anak, padahal sudah sesuai buku tapi ko hasilnya begini. Akhirnya sy pakai cara lain, pakai kertas, dibagi, ini dapat berapa?

P; pernahkan ada text, anak2 ndak bisa, kemudian anak2 diminta memahami text lain?

R; tidak pernah

P; jika mau seperti itu kira2 semakin bngung atau ngga?

R; makin bngung, ini juga mgkn karena umurnya kurang. Karena mereka kadang maksa

P; apakah anak2 diminta untuk menceritakan kembali ttg text yang sudah dibaca?

R; iya

P; bisa g anaka2?

R; bisa tp jawabannya singkat2, harus ada pertanyaaan

P; jika diminta untuk mebuat sndiri gtu?

R; ga bisa

P; bgmn dengan kemampuan membuat peta konsep?

R; ga ada

P; untuk emampuan membaca, apakah anak2 mempunyai persiapan atau melakukan persiapan terlebih dahulu?

R; ngga ada, biasanya Cuma pakai wacana dan diminta oleh guru

P; jadi harus dari gurunya ya?

R; harusdipancing dulu, kalau lgsg ga bisa

P; bagaiman dg budaya literasinya apakah sudah terbentuk di kelas 2?

R; belum terlalu, harus diarahkan dan dikontrol terlebih dahulu

P; tanya ketika aktivitas membaca, selain buku text sering menggunakan buku tambahan?

R; ada buku dongeng, Cuma untuk pengeahuan anak2, Cuma tokohnya yang disebutkan

P; apakah anak2 paham,?

R; ya guru harus berperan juga, tetap, kadang guru yang membacakan.

P; kalau normal itu sudah bisa ya, Cuma kadang memhaminya yang kurang?

R; iya

P; strategi apa yg ibu pakai utk memhami suatu text

R; kalau anak ga bisa itu biasanya saya meminta anak itu untuk keluar kelas dan diajar pengayaan oleh guru sukuan terkait dengan literasi/membaca. Karena ketika anak yg lain bisa dn serius mereka malah mengganggu

P; kelas 2 ada brp orang ? dn yg bermaslaah ada berapa?

R; semua 18, yag lambat 4 orang

P; apa ga malah ketinggalan bu mereka?

R; untuk diterangkan biasa mereka ngerti dan bisa menyelesaikan, sulitnya Cuma membaca.

Kadang mereka mengerjakan ya asal2an

P; kalau anak tdk bisa membaca, otomatis dia bermasalah dg semuanya.

R; biasanya kalau sudah seperti itu mereka mengerjakan di meja sy, sy bant dan meeka mengrjakan lisan baru ditlis

P; kalau seperti itu memungkinkan jawaban sama dong?

R; iya utk 4 org itu kemungkinan jawabanya sama

P; pernah ga misalkan ketika anak2 diminta membaca text terus tidak bisa lalu diminta mecoba lagi?

R; iya, biasanya sy suruh baca sampai 3x. Kalau disuruh menceritakan kembali baru dipancing dulu. Soalnya bingung awal cerita gmn, gtu

P; berarti permasalahannya karena anak berkebutuhan khusus td ya? Kalau normal tidak ada maslah ya

R; karena anak berkebutuhan khusus itu, bahkan ada yg down syndrom. Harusnya di slb. Tapi tetep diterima

P; bukan sekolah inklusi ya

R; gurunay terbatas bu, jadi disini belum bisa

P; pernah ga anak2 diminta sharing?

R; pernah, cm ya gtu tetap sj

P; sberapa efektif bu terkait denag membaca berulang dan membaca dg teman?

R; lebih baik membac berulang drpd berkelompok

P; yg menyebabkan anak kesulitan memahami text itu ada dimn?

R; ada di kalimatnya y panjang. Slousinya ya memang harus bercerita

P; berikutnya tanya terkait setelah membaca, anak diminta utuk apa?

R; anak sy minta utk menceritakan kembali secara tulis dan lisan

P; lebih sering mana yng lisan atau tulisan?

R; lebih sering yg lisan. Yg menyebabkan susah itu karena nulisnya yg lama. Takut jam nya ndak nutut akhirnya ya sy suruh maju atau sy suruh cerita dari bangkunya

P; kalau diminta utk mencari ide poko tiap paragraf gtu bagmn ?

R; ndak bisa

P; kelas 2 maks ada brp paragraf bu?

R; 3 paragraf

P; kemudian utk memperkaya pemahaman anak, pada bagian2 tertentu itu bgmn caranya bu?

R; yang ndak bisa dipanggil, ditanya yg mana yg ga bisa, kenapa ko ga bisa, yang ini bu (sambil menirukan).

P; itu jika matematika, bgmn kalau bhs?

R; ya ditanya lg, ini mksdx gmn? Kok bisa, lalu dibaca berulang2

P; pernah ga membuat strategi beda gitu bu, mgkn drama games atau apa gitu?

R; kalau games tidak, kalau drama memang ada

P; bagaimana itu?

R; biasanya ketika ada dongeng misalkan kancil dan buaya, diawal adadongengnya nah diakhir nanti bermain peran. Sambil pegang buku

P; kalau matematika dan sains gitu?

R; kelas 2 blm ada sains, pkn matematika bahasa agama

P; yg masuk guru kelas apa sj

R; matematika, bahasa, pkn, seni budaya, pjok

P; saya pindah ke strategi membaca, ada beberapa mapel matematika pjok, kira2 strategi utk mengajarkan membaca sama atau beda?

R; sama strateginya, dibacakan dulu baru anak2 bisa paha. Tapi hanya utk contoh, untuk soal2 baru mereka sendiri, biasanya setelah 5 soal gitu.

P; kalau membuat ringkasan gitu sudah apa belum ya?

R; belum kalau kelas 2, kecuali kalau bercerita ttg liburan dr awal sampai akhir baru bisa berdasar bahasa mereka.

P; kalau terkait dg memahamai masalah matematika? Pernahkah menggunakan konteks serupa?

R; Cuma menggunakan media

P; media nya apa?

R; misalnya bangun ruang, dengan menggunakan ruang terdiri dari bangun apa saja

P; sudah di bangun ruang?

R; kalau yang lama belum, kalau yg baru sudah

P; ada apa sj yg diajarkan?

R; ya ada titik sudut, sudut, rusuk, sisi dll

P; pernah menggunakan power poin atau apa gitu?

R; ngga pernah cm menggunakan peraga sj

P; ada ga soal atau asalah matematika yang tidak menggunakan media? Kesulitan ngga?

R; kesulitan,

P; trus caranya gmn padahal ga ada media nya?

R; ya dijelaskan berulang2

P; kalau pjok apa ada literasinya juga?

R; lgsg praktik pak. cm diterangkan lalu permainan, lah literasinya Cuma terkait dengan kata atau bacaan yang sy sediakan ketika sebelum permainan tadi, misalny anak lari terus ambil kertas bertulis katak, nanti dia menirukan gerakan katak dan temannya menebak

P; pernah ga membelajarkan lietersi itu dengan mencari kata kunci bacaan terlebih dahulu?

R; tidak pernah

TRANSCRIPT INTERVIEW WITH INDONESIAN SUBJECT

Responden

Guru kelas V MIN

P; tadi sudah mendengar beberapa pertanyaan, ada beberapa bagian yang mau saya tanyakan. Kalau kelas V juga tematik?

R; iya, yang diluar tema ada matematika dan pokok diajarkan oleh guru bidang studi. Untuk pkn, bindo, ipa, ips, spbd.

P; tapi guru mapel mtk berbeda

R; sementara ini saya karena jumlahnya sedikit

P; terkait dengan kebiasaan literasi. Sama atau tidak terkait dengan membaca di perpustakaan?

R; sama, tapi khusus kelas 4, 5, 6 setelah pembiasaan sholat dhuha anak-anak sebelum pelajaran masing-masing. 4, 5, 6 melakukan literasi pengetahuan umum, 1, 2 itu BTQ kelas 3

Yang dibaca sebelum pembelajaran, jam 6.45 anak sudah di kelas dan sudah membaca. Untuk kelas 5 membaca rpul dan rpal. Sampai jam pertama mulai (jam 7))

P; setiap hari?

R; setiap hari kecuali senin-jumat, karena ada olah raga dan upacara

P; diarahkan oleh guru?

R; iya, diarahkan guru, skrg halaman sekian

P; ada evaluasi apa tidak?

R; ada kaitannya dengan tema yang dipelajari

P; apakah hanya menggunakan rpul dan rpal? Selain itu anak punya jadwal sesuai dengan kelas masing-masing. Berarti juga disesuaikan dengan materi kelas 4, 5, 6

R; iya hanya menggunakan itu saja, untuk selain itu anak-anak hanya membaca di perpustakaan sesuai jadwal masing-masing

P; apakah bapak membuat analisis materi rpul/rpal mana yang akan dibaca?

R; tidak, pokoknya anak membaca sesuai materinya

P; artinya kelas 4 baca rpul/rpal yang terkait dengan materinya, begitu juga dengan kelas lain

R; kalau rpul/rpal sudah urut dari kelas 4, 5, 6

P; apakah itu sudah sesuai dengan buku yang disediakan pemerintah? Antara konten buku dan KI Kd

R; sudah match sebagian, ada tidak. Misal rpal itu ipa saja, sedangkan rpul itu ips saja.

P; maksud buku yang disediakan pemerintah dengan KI Kd apakah sudah sesuai

R; sudah

P; apakah di buku itu memfasilitasi anak untuk berpikir kritis

P; anak sudah mampu mencapai harapan pemerintah belum?

R; sebagian sudah sebagian belum

P; maksud?

R; ya ada anak yang memang sudah bisa mencapai kemampuan kritis dan ada yang belum, tapi hal ini wajarlah

P; ada yang berkebutuhan khusus seperti di kelas 2?

R; kalau seperti kelas 2 tidak, cuma kalau hanya sebatas kurang bisa memahami saja ada tapi beberapa

P; buku kelas 5 berarti tetap tema2

R; iya

P; ketika anak kesulitan text pada buku pemerintah, apakah menggunakan text lain?

R; ada, tapi serignya mnggunakan tutor sebaya atau tmn yg sudahmmpu utk mengajarkan temannya

P; apakah ketika mengajar pernah menggunakan media?

R; pernah

P; media apa itu pak?

R; kalau berkaitan dengan literasi sy menggunakan surat undngn, sy bawa dari rumah, atau besok anak2 diminta membawa surt undgn yg pernah diperoleh org tua kalian

P; kalo mtk dn sains bgmn?

R; kalau duaitu sudah ada dan disediakan disini

P; inspirasi penggunaan media itu diperoleh drmn pak?

R; ya sy liat2 dan donlod2. Dna untuk memahami ke anak jika mrk belum paham gtu sy ya ambil dr donlodan itu

P; lalu terkait dengan pemahaman keanekaragaman budaya?

R; dari kebiasaan mmbaca itu anak2 ada peningkatan terkait budaya. Kalau ndak baca kan ndak tau

P; ada di buku pemerintah atau ndak

R; ada di buku pemerintah itu cukup

P; peragny berbasis it atau manual?

R; ya menggunakan it, cm hasil donlodan sy tunjukkan dg lcd

P; terkait dengan kemampuan mebaca anak2, apa yg panjenengan lakukan utk mempersiapkan anak2 dlm memhami teks?

R; sy meminta anak2 membaca bersamaan dlm wktu 5 menit, atau kalau ga gtu ada yg suruh membaca di depan, atau kalau ga gitu setelah satu baris terus ganti. Nah kalau tidak fokus nanti kan pasti disorak sama yg lain

P; sebelum mengajar litrsi apa yg anad lakukan?

R; sy menyediakan bukunya dulu, nanti baca bagian dan halamn ini sampai ini

P; pernah kah bapak memberi buku atau sumber lain?

R; pernah saat itu sy mint anak2 bawa atau donlod ini, skrg sepulang sekolah kalian ke warnet untk cai ttg ini.

P; pernahkah tidak sesuai dg harapan guru?

R; pernah, yag diharapkan ini yg diprin itu

P; pernah ga dilakukan cara dlm mengantisipasi hal tsb?

R; lebih menjelaskan lg ttg kata kunci nantinya harus seperti ini dll

P; kalau bapak sndiri menyediakan teks tambahan?

R; sementara ini sy tidak menyediakn

P; langkah yg dilakukan utk membuat anak paham teks?

R; kalau kelas 5 hanya menggunakan tutor sebaya, misal ada yg tau dn paham ttg isi teks maka sy meminta dia mengajari temannya

P; pernah menggunakan peta kosep?

R; pernah

P; gmn cara memfasilitasi dg hal itu?

R; dibuku sudah ada, dan yg mengembangkan anak2 sendiri

P; utk matematika pak, k13 lebih pada penemuan. Njenengan menggunakan strategi apa?

R; kalau matematika sy menggunakan penjelasan dulu, kalau tidak malah mereka bingung. Kalau tidak melalui penjelasan mereka pasti belum bisa.

P; kalau menggunakan lks berbasis penemuan terbimbing bgmn?

R; kalau anak sudah tau kemungkinan dia bisa, tapi kalau misalkan belum dia pasti butuh penjelasan lagi

P; yg menyebabkan tidak mengguankn teks lain pa?

R; waktunya pak, kalau hanya itu nanti yg lain tdk kebagian

P; pahamkah anak2?

R; ya paham lah

P; utk literasi ipa, ips, matematika, apa strateginya sama?

R; masing2 tidak sama, rpal utk ipa, rpul ips, kalau matematika membaca rumus2 itu

P; klaw kelas 5 sdh terkait pemecahan masalah pak?

R; ada, misalkan lampu merah tiap..., hijau ..., kapan bertemu bersama2. Sebelum verita sy gunakan dulu ygtidak cerita. Baru sy ke soal cerita dn sy tekankan pada kata kunci

P; yg ketika membaca dn memahami masalah, aktivitas apa yg bapak lakukan?

R; ketika membaca mreka berkelompok, tapi tidak semua membaca krn ya ada yg males

P; lebih bisa berkelompok apa sendiri?

R; lebih bisa yg sendiri, krn kalau berkelompok ada yg mengganggu, ada yg bermain, malah ga fokus. Ada yg pura2 dst

P1; ko seperti itu padahal kan di k13 lebih ditekankan dg berkelompok

P2; yang panjenengan lakukan malah spt apa pak kalau spt itu?

R; ya sy melakukan pendekatan pak, apa yg dibaca, memonitor anak, mengevaluasi

P; diminta membaca lagi ndak?

R; iya

P; jika ada yg sulit memahami teks gtu gmn pak?

R; disini mayoritas madura, misal ada kata “memotivasi”, apa pak artinya ndak tau saya. Kata2 yg aneh bagi mereka ya mereka pasti tanya. Ini artinya apa ya pak? *sambil menirukan jawaban dan pertanyaan yang diajukan siswa. Sehingga kami menyediakankamus pak

P; kan mirip pak bahasa madura dan bahasa indonesia?

R; disini kan desa bu jadi bahasanya ya agak beda, misalkan contoh kata kontoasi anak juga akanmencari artinya dikamus, tapi anak lebih sering tidak tau beberapa kata dan bertanya. Pokoknya yang ada -si, -si, -si gitu pasti tanya da. Jadi perlu bimbingan guru atau sy paksa untuk membawa kamus. Kalau ndak tau silahkan buka kamusnya

P; sudah dibiasakan bawa kamus?

R; iya bu

P; apakah anak bisa menemukan makna atau idepokok suatu paragraf pak?

R; yaitu kalau anak ketemu kata sulit maka dia akan kesulitan untuk mencari makna atau ide dari paragraf, sudah silahkan buka kamusnya. Bahkan kadang tak jarang dibantu oleh gurunya

P; berarti kalau menemukan ide pokok itu?

R; iya anak2 bisa sendiri. Biasanya ada 4 paragraf, nanti ditanya pokok pikiran paragraf pertama apa, sampai ke empat. kalimat utamanya apa, simpulannya apa, anak2 sudah bisa menyebutkan

P; berarti anak2 pd kelas 5 sudah bisa memahami suatu bacaan ya

R; iya

P; pernah ga anak2 diminta untuk mengungkapkan kembali dengan menggunakan bahasanya sendiri

R; pernah, karena memang ada materi yang mewajibkan anak untuk menceritakan paragraf dengan menggunakan bahasa mereka sendiri. Ayo yang sudah selesai silahkan bercerita, yg sudah selesai sy suruh maju dan cerita di depan meja saya. Bukunya ditutup lalu sy bertanya apa yg km baca tadi. Tapi sebelumnya anak sy suruh untuk menulis terlebih dahulu, nantimajunya sambil membawa tulisan tersebut

P; kalau menggunakan drama, atau bermain peran begitu?

R; iya, bermain peran biasanya tapi tidak banyak dilakukan karena sering waktunya ga cukup

P; arah kompetensinya untuk apa itu nanti pak?

R; lebih banyak ke menceritakan kembali, karena jarang ko diminta spt itu, paling cm 1 atau 2 sj

P; ada mapel apa sj pak?

R; saya urut ya ada ipa, spdb, ips, bahasa indonesia, pkn, untuk mtk dan pjok diajar oleh guru mapel

P; kalau literasi matematika cara mengajarnya bagmn? Sama atau beda2

R; beda2, karena kalau literasi lebih banyak pada bahasa indonesia. Kalau yg lain ya ada jg tapi sedikit tdk spt bahasa indonesia

P; berarti menceritakan kembali itu merupakan strategi yg dipake

R; iya

P; kalau matematika?

R; kalau matematika butuh penjelasan bu, baru anak2 diberi tugas

P; berarti penjelasan dulu baru masalah, apa masalah dulu baru penjelasan?

R; penjelasan dulu baru masalah

P; kalau ips?

R; ips baca juga, baca baru penyelesaian tugas. Kalau ips kn tidak ada menceritakan kembali

P; darimana penjenjangan bisa memilah. dan memilih strategi yg sesuai pd setiap mapel?

R; kalau memilahnya, sy fokus literasi hanya pada bahasa indonesia pak

P; kalau ips td kan ga pernah menceritakan kembali, apakah anak diminta meresume?

R; tidak pernah bu, karena perintahnya Cuma diminta menjawab pertanyaan dr teks itu sj

P; ini semua teks ada ya pak? Tersedia?

R; ada, semuanya lengkap. Biar saya perlihatkan *mengambil buku terbitan pemerintah

TRANSCRIPT INTERVIEW WITH MALAYSIAN SUBJECT

TEMA	CODING	ITEM	TRANSKRIP TERPILIH
KEPERLUAN MODEL	KM		
SUB TEMA			
Kandungan	K		
Objektif program membaca	OP	Murid perlu mengetahui objektif program	<p><i>Wajib bagi setiap murid tahu objektif....perlu ada kemahiran membaca baru boleh capai objektif dan seterusnya dapat tanam minat membaca (11, 237-288)</i></p> <p><i>Ha itulah objektif dia mestilah murid kena paham kenapa mereka kena buat macam itu, (12, 136)</i></p> <p><i>Murid tahu program Nilam tapi masalahnya, murid ni dia tak paham objektif program Nilam ni untuk apa. (13, 167)</i></p>
Pengurusan Program	PBD		
Murid Diasingkan	MD	Murid perlu diasingkan mengikut tahap keupayaan pembelajaran	<p><i>Mungkin pelajar yang tak boleh membaca ni. kita buat satu approach lain. (11, 98)</i></p> <p><i>Kita kan ada murid yang macam-macam keupayaan, sebab murid yang selalunya lemah ni dia memang akan bising, kalau program membaca sampai 30 minit, 5 minit pertama je diorang akan</i></p>

			<p><i>survive. Bila bisung macam tu mulalah dia akan kacau kawan tu tak focus langsung main sama (12, 86)</i></p> <p><i>Bagi sayalah muridni ada macam-macam tahap keupayaan, so untuk murid yang lemah mungkin boleh laksanakan program atau aktiviti yang sesuai dengan mereka.</i></p>
Bantuan Khusus	BK	Merid perlukan bantuan khusus untuk membaca	<p><i>Dalam program nilam, ada satu buku yang perlu murid catat, bahan bacaan mereka jadi masalah berlaku bila murid tak pandai menulis ni, jadi cikgu memang perlu beri bantuan yang khusus untuk mereka. (11, 221-222)</i></p> <p><i>Jadi murid yang bermasalah dalam 3M membaca, mengira dan menulis dia memerlukan bantuan khusus kalau nak pastikan mereka ni adasikap nak membaca. (11, 221-222)</i></p>
Amalan dan Rutin	AR	Membacamerupakan amalan dan rutin	<i>Okey membaca selalu menjadi rutin dan amalan dalam kehidupan manusia (11, 126-127)</i>
Keupayaan Pembelajaran Murid	KPM		
Tidak Boleh Membaca	TBM	Murid yang tidak boleh membaca	<i>Susah nak pupuk membaca kalau budak nak pandai membaca lagi. (11, 100-101)</i>

			<i>Kalau peringkat sekolah rendah yang susah nak terapkan tabiat membaca bila murid tak pandai baca, jadi memang agak sukar untuk kita pupuk sikap suka membaca (12, 112)</i>
Jenis Program	JM		
Program yang mesra pengguna	MP	Program perlulah mesra pengguna	<p><i>Sebenarnya program Nilam itu dah oke sangat, bagus sangat, Cuma untuk kanak-kanak tak boleh membaca ni dia memang bosanlah bila tengok kawan-kawan lain khusyuk membaca, jadi rangka program tu perlu ada pengkhususan untuk yang tak boleh membaca ni macam mana nak attract diorang (11, 224)</i></p> <p><i>Program Nilam ni memang sangat bagus, Cuma saya rasa mungkin boleh buat lebih menarik ataupun pelbagaikan iklan dekat TV so semua orang tahu. (12, 176-177)</i></p>
Keperluan Penilaian	KKP		
Penilaian	PL	Penilaian murid	<i>Penilaian tu kadang-kadang kesian saya tengok yang pandai membaca memang ia laju diorang boleh membaca and dapat award bila dah capai tahap emas, gangsa, perak dan sebagainya, tapi yang murid-murid tak boleh baca ni, memang tak dapat doirang. (11, 297)</i>

			<p><i>Bentuk penilaian ini saya rasa perlu ada strategi lain terutama kepada kanak-kanak yang tak boleh membaca sebab diorang memang tak boleh menulis, jadi macam mana diorang nak lengkapkan buku nilam mereka untuk dinilai. (12, 279-29)</i></p>
Strategi	SP		
Keperluan Membaca	KM	Keperluan penguasaan kemahiran membaca murid	<p><i>Kemahiran membaca dan penguasaan yang baik bidang bacaan dapat membantu mereka menanam sikap suka membaca ... (11, 140-141)</i></p> <p><i>Murid perlu ada kemahiran membaca dulu untuk pupuk sikap suka membaca. (12, 78)</i></p> <p><i>Membaca ni jambatan ilmu, jadi memang perlu ada strategi yang baik untuk pupuk sikap suka membaca ni. (13, 90)</i></p>
Rakan Pembimbing	RP	Rakan sebaya menjadi pembimbing kepada rakan yang lemah	<p><i>Pasangkan yang tak pandai membaca dengan murid yang pandai membaca agar murid boleh terkesan dan sama-sama belajar. (11, 67)</i></p> <p><i>Saya rasa buat buddiesystem, so everyone boleh bantu satu sama lain. (12, 87)</i></p>

			<p><i>Kalu ikut budak ni dia lagi seronok dengan kawan, jadi saya rasa buat satu program rakan pembimbing, so rakan yang boleh membaca ini sama sama $\square\square$ kawan yang tak boleh membaca, contoh waktu datang sekolah, mungkin mereka boleh duduk sama sama mentelaah. (13, 222-223)</i></p>
Guru Pemantau	GP	Guru menjadi pemantau dalam aktiviti membaca	<p><i>Peranan guru sangat penting, selain mengajar dalam program guru mesti berkebolehan untuk memantau aktiviti membaca pelajar. (11, 111-112)</i></p> <p><i>Aktivi membaca memang perlu dipantau jadi kat sekolah cikgu la kena pantau. (12, 156-157)</i></p> <p><i>Bila pelajar buat aktiviti membaca, cikgu lah yang kena semak dan kena tengok catatan pelajar dalam buku nilam. (13, 190-191)</i></p>
Suasana Kondusif	SK	Guru menyediakan suasana fizikal yang kondusif	<p><i>Perlu ada ruangan tertentu atau kita kata sudut khas untuk aktiviti membaca, contoh macam kat sekolah memang kita dah ada pusat sumber, tapi kurang juga murid pergi, so mungkin boleh adakan di kantin, pelbagaikan la kat mana boleh buat. (11, 220-221)</i></p>

			<p><i>Membaca ni perlu ada satu suasana, pelajar pula aaa, dia banyak masa dalam kelas, jadi suasana membaca perlu diwujudkan dalam kelas. (12, 243-244)</i></p> <p><i>Macam kita makan, kita ada ruangan makan, macam tu juga membaca perlulah ada satu suasanan yang kondusif juga unuk membaca yang itu bergantung kepada kreativiti guru atau ibu bapalah. (13, 167-168)</i></p>
Bahan Bacaan	BB	Guru mempelbagaikan sumber bahan bacaan	<p><i>Bahan bacaan tu kan macam-macam jenis, so pelajar perlu didedakan dengan pelbagai sumber bahan bacaan. (11, 156-157)</i></p> <p><i>Bila pelajar nak baca buku kita jangan hadkan jenis bahan bacaan. Cima cikgu lah kena pantau pelajar tentang jenis buku yang dibaca sebab kalau komik kartun macam tak sesuai terutama karon yang guna bahasa tak sesuai (12, 189-190)</i></p> <p><i>Dekat sekolah ada macam macam bahan bacaan, jadi dekat rumah kalau nak pupuk sikap membac ini perlu ada jugalah sumber bahan bacaan. (13, 122-123)</i></p>

Ibu Bapa	BT	Penyertaan, pemantauan dan pemerhatian dari ibu ba	<p><i>Ibu bapa juga perlu pantau lah juga kat rumah macam suruh anak at least baca buku satu hari sebuah. (11, 67)</i></p> <p><i>Sebenarnya peranan ibu bapa sangat penting untuk menanam sikap membaca, sebab budak banyak masa dekat rumah, kalau kat sekolah masa diorang terhad, macam kita sekolah rendah kita ada 11 subjek. Jadi dia dah bosan nak baca buku dah kat sekolah. (12, 234-234)</i></p> <p><i>Tabiat ni perlu dipupuk di rumah, bukan sahaja di sekolah, jadi mak ayah tu lah penting untuk pastikan anak membaca. (13, 125-126)</i></p>
----------	----	--	---

**ANGKET PUTARAN PERTAMA
PENGEMBANGAN MODEL PEMBELAJARAN LITERASI MEMBACA DI MIN III
BONDOWOSO JAWA TIMUR INDONESIA**

Pengantar

Angket ini bertujuan untuk mengetahui persetujuan Bapak/Ibu terhadap pembelajaran literasi membaca di tingkat Madrasah Ibtidaiyah. Penelitian ini bukan dimaksudkan untuk *menguji* atau *menilai* persepsi Bapak/Ibu terkait dengan pembelajaran literasi membaca sebagaimana pernyataan yang terdapat dalam angket ini, oleh karena itu tidak ada jawaban yang *benar* atau *salah* untuk setiap pernyataan yang ada.

Berdasarkan data hasil *need analysis* yang telah kami lakukan di bulan Mei sampai Juli 2019 maka angket ini terdiri tiga bagian, yaitu 1) profil informan, 2) Model pembelajaran literasi membaca di Madrasah Ibtidaiyah untuk kelas rendah (kelas 1 sampai kelas3), dan 3) Model Pembelajaran literasi membaca di Madrasah Ibtidaiyah untuk kelas tinggi (kelas 4 sampai kelas 6), kami mohon Bapak/Ibu berkenan memberi respon pada semua pernyataan yang ada dalam bagian-bagian ini sehingga bisa menjadi masukan bagi pengembangan model pembelajaran literasi membaca di tingkat Madrasah Ibtidaiyah, segala informasi yang diperoleh adalah semata mata untuk tujuan akademik dan tidak disebarakan kepada umum.

Sehubungan dengan itu kami mohon Bapak/Ibu melakukan langkah-langkah sebagai berikut:

- 1) Membaca dan meneliti setiap pernyataan (item) dalam angket ini.
- 2) Menyatakan persetujuan dengan *membulatkan jawaban yang sesuai* berdasarkan skala Likert.
- 3) *Menambah pernyataan-pernyataan baru (jika ada) di tempat yang disediakan* (gunakan lampiran jika jawaban Bapak/Ibu melebihi tempat yang disediakan). Untuk *putaran yang berikutnya* Bapak/Ibu *tidak dibenarkan melakukan penambahan pernyataan apapun*.

Atas kesediaan dan kerjasama yang baik dalam pengisian angket ini kami ucapkan terimakasih.

Peneliti,

Dr. Abd. Muhith, M.PdI

Dr. Saihan, M.PdI.

Dr. Umi Farihah, M.M., M.Pd.

Assosiate Proffesor Dr. Mohammad Faizal A. Ghani

BAGIAN I : DATA PRIBADI

Asal Instansi :

No. Informan :

Bidang Kepakaran :

Bagian ini mohon diisi identitas yang sesuai dengan keadaan Bapak/Ibu guru

Petunjuk : Berikan tanda centang pada kolom yang tersedia

NO	KELOMPOK	ASPEK	TANDA (V)
1	Jenis kelamin	Laki-laki	
		Perempuan	
2	Umur	$30 \text{ tahun} \leq x < 40 \text{ tahun}$	
		$40 \text{ tahun} \leq x < 50 \text{ tahun}$	
		$50 \text{ tahun} \leq x < 60 \text{ tahun}$	
		$X \geq 60 \text{ tahun}$	
3	Pendidikan	Sarjana S1	
		Sarjana S2	
		Sarjan S3	
4	Golongan Kepangkatan	III/d	
		IV/a	
		IV/b	
		IV/c	
		IV/d	
5	Masa Kerja	$x < 10 \text{ tahun}$	
		$10 \text{ tahun} \leq x < 20 \text{ tahun}$	
		$20 \text{ tahun} \leq x < 30 \text{ tahun}$	
		$X \geq 30 \text{ tahun}$	
6	Jabatan	Dosen	
		Kepala Sekolah	
		Pengawas Sekolah	
		Kasi Penma	
		Guru	
7			

BAGIAN II : PENGEMBANGAN MODEL PEMBELAJARAN LITERASI MEMBACA DI MADRASAH IBTIDAIYAH UNTUK KELAS RENDAH

Petunjuk Pengisian:

- 1, Setiap pernyataan pada bagian II menggambarkan usulan Model Pembelajaran Literasi Membaca di tingkat Madrasah Ibtidaiyah untuk kelas rendah (kelas 1-3). Bapak/Ibu diminta untuk membaca setiap pernyataan tersebut dengan teliti dan memilih (bulatkan) nomor-nomor yang sesuai berdasarkan persetujuan terhadap pernyataan-pernyataan tersebut.
2. Nomor-nomor tersebut mewakili tingkat persetujuan Bapak/Ibu berdasarkan skala Likert 5 point seperti berikut :
 - 1 = Sangat tidak Setuju
 - 2 = Tidak setuju
 - 3 = Sedang
 - 4 = Setuju
 - 5 = Sangat setuju

a) Tujuan Pembelajaran Literasi Membaca

NO	PERNYATAAN	PERSETUJUAN				
		1	2	3	4	5
1	Mendorong keingintahuan siswa dalam membaca	1	2	3	4	5
2	Membangun kesadaran siswa agar gemar membaca	1	2	3	4	5
3	Membiasakan siswa membaca di rumah	1	2	3	4	5
4	Menumbuhkembangkan budaya literasi membaca di sekolah	1	2	3	4	5
5	Menjadikan sekolah sebagai taman belajar yang menyenangkan dan ramah anak agar warga sekolah mampu mengelola pengetahuan.	1	2	3	4	5
6	Menjaga keberlanjutan pembelajaran dengan menghadirkan beragam buku bacaan dan mewadahi berbagai strategi membaca.	1	2	3	4	5
7						
8						
9						
10						

b) Bahan Ajar dalam Pembelajaran Literasi Membaca

NO	PERNYATAAN	PERSETUJUAN				
		1	2	3	4	5
1	Pelajaran tematik wajib di sekolah	1	2	3	4	5
2	Pelajaran tematik tambahan sesuai dengan kondisi lingkungan sekolah	1	2	3	4	5
3	Pelajaran tematik terintegrasi sesuai dengan usia dan tingkat siswa	1	2	3	4	5
4	Buku penunjang yang sesuai dengan minat dan ketertarikan siswa	1	2	3	4	5
5	Dongeng atau cerita	1	2	3	4	5
6						
7						
8						
9						
10						

c) Pengalaman Belajar dalam Pembelajaran Literasi Membaca

NO	PERNYATAAN	PERSETUJUAN				
		1	2	3	4	5
1	Kebiasaan membaca di luar kelas pada waktu luang ketika di sekolah	1	2	3	4	5
2	Kebiasaan membaca di rumah	1	2	3	4	5
3	Pada saat sholat dhuha rokaat pertama bacaan dikeraskan	1	2	3	4	5
4						
5						
6						
7						
8						
9						
10						

d) Metode dan Strategi Pembelajaran

NO	PERNYATAAN	PERSETUJUAN				
		1	2	3	4	5
1	Top-down reading strategy (Strategi membaca dari pengetahuan awal yang dimiliki oleh pembaca terhadap teks yang akan dibaca)	1	2	3	4	5
2	Bottom-up reading strategy (Strategi membaca yang dimulai dari huruf, frasa, kalimat, paragraf, dan seterusnya)	1	2	3	4	5
3	Interactive reading strategy (Kombinasi antara Top-down reading strategy dan Bottom-up reading strategy)	1	2	3	4	5
4	Metode SQ3R (Survey, question, read, and review) untuk ilmu sosial	1	2	3	4	5
5	Metode PQRST (preview, question, read, summary, and test) untuk teks ilmu Sains	1	2	3	4	5
6	Metode membaca cermat multiliterasi	1	2	3	4	5
7	Metode pembelajaran inkuiri membaca	1	2	3	4	5
8	Metode eksplorasi masalah matematis	1	2	3	4	5
9						
10						

e) Prosedur Pembelajaran Literasi Membaca

NO	PERNYATAAN	PERSETUJUAN				
		1	2	3	4	5
1	Menganalisis kandungan teks, baik yang bersifat implisit atau eksplisit	1	2	3	4	5
2	Memberikan gambaran inferensi analitis terhadap teks yang dibaca	1	2	3	4	5
3						
4						
5						
6						
7						

8						
9						
10						

f) Alokasi Waktu

NO	PERNYATAAN	PERSETUJUAN				
		1	2	3	4	5
1	Penambahan alokasi waktu dari 15 menit menjadi 45 menit	1	2	3	4	5
2	Membaca di perpustakaan pada saat istirahat berdasarkan jadwal yang sudah dibuat	1	2	3	4	5
3	Membaca di rumah, terkait dengan tugas yang diberikan oleh guru untuk menyelesaikan soal atau merangkum	1	2	3	4	5
4						
5						
6						
7						
8						
9						
10						

g) Monitoring

NO	PERNYATAAN	PERSETUJUAN				
		1	2	3	4	5
1	Ada buku penghubung antara guru dan orang tua untuk mengecek tugas yang diberikan oleh guru	1	2	3	4	5
2						
3						
4						

5						
6						
7						
8						
9						
10						

h) Sumber Belajar

NO	PERNYATAAN	PERSETUJUAN				
		1	2	3	4	5
1	Iqra' Karangan KH. As'ad Humam bagi yang belum bisa membaca Al-Qur'an	1	2	3	4	5
2	Al-Qur'an	1	2	3	4	5
3	Sharfiyah karangan Karangan Kyai Taufiqul Hakim untuk siswa kelas 2	1	2	3	4	5
4	Miftahu Al-Nur li al-Uluum karangan Abd. Muhith untuk siswa kelas 3	1	2	3	4	5
5						
6						
7						
8						
9						
10						

BAGIAN III : PENGEMBANGAN MODEL PEMBELAJARAN LITERASI MEMBACA DI MADRASAH IBTIDAIYAH UNTUK KELAS TINGGI

Petunjuk Pengisian:

- 1, Setiap pernyataan pada bagian Iii menggambarkan usulan Model Pembelajaran Literasi Membaca di tingkat Madrasah IbtidaiyaH untuk kelas tinggi (kelas 4-6). Bapak/Ibu diminta untuk membaca setiap pernyataan tersebut dengan teliti dan memilih (bulatkan) nomor-nomor yang sesuai berdasarkan persetujuan terhadap pernyataan-pernyataan tersebut.
2. Nomor-nomor tersebut mewakili tingkat persetujuan Bapak/Ibu berdasarkan skala Likert 5 point seperti berikut :
 - 1 = Sangat tidak setuju
 - 2 = Tidak setuju
 - 3 = Sedang
 - 4 = Setuju
 - 5 = Sangat setuju

a) Tujuan Pembelajaran Literasi Membaca

NO	PERNYATAAN	PERSETUJUAN				
		1	2	3	4	5
1	Mendorong keingintahuan siswa dalam membaca	1	2	3	4	5
2	Membangun kesadaran siswa agar gemar membaca	1	2	3	4	5
3	Membiasakan siswa membaca di rumah	1	2	3	4	5
4	Menumbuhkembangkan budaya literasi membaca di sekolah	1	2	3	4	5
5	Menjadikan sekolah sebagai taman belajar yang menyenangkan dan ramah anak agar warga sekolah mampu mengelola pengetahuan.	1	2	3	4	5
6	Menjaga keberlanjutan pembelajaran dengan menghadirkan beragam buku bacaan dan mewadahi berbagai strategi membaca.	1	2	3	4	5
7						
8						
9						
10						

b) Bahan Ajar dalam Pembelajaran Literasi Membaca

NO	PERNYATAAN	PERSETUJUAN				
		1	2	3	4	5
1	Pelajaran tematik wajib di sekolah	1	2	3	4	5
2	Pelajaran tematik tambahan sesuai dengan kondisi lingkungan sekolah	1	2	3	4	5
3	Pelajaran tematik terintegrasi sesuai dengan usia dan tingkat siswa	1	2	3	4	5
4	Buku penunjang yang sesuai dengan minat dan ketertarikan siswa	1	2	3	4	5
5	Dongeng atau cerita	1	2	3	4	5
6	melakukan literasi pengetahuan umum (misalnya RPAL dan RPUL) sebelum pelajaran dimulai sampai pukul 07.00	1	2	3	4	5
7						
8						
9						
10						

c) Pengalaman Belajar

NO	PERNYATAAN	PERSETUJUAN				
		1	2	3	4	5
1	Kebiasaan membaca di luar kelas pada waktu luang ketika di sekolah	1	2	3	4	5
2	Kebiasaan membaca di rumah	1	2	3	4	5
3	Pada saat sholat dhuha rokaat pertama bacaan dikeraskan	1	2	3	4	5
4	Siswa yang mampu mencapai berpikir HOTS sesuai dengan harapan pemerintah	1	2	3	4	5
5	Menggunakan tutor sebaya atau teman yang sudah mampu untuk mengajarkan temannya	1	2	3	4	5
6	Penggunaan teknologi dalam pembelajaran	1	2	3	4	5
7						
8						

9						
10						

d) Metode dan Strategi Pembelajaran

NO	PERNYATAAN	PERSETUJUAN				
		1	2	3	4	5
1	Top-down reading strategy (Strategi membaca dari pengetahuan awal yang dimiliki oleh pembaca terhadap teks yang akan dibaca)	1	2	3	4	5
2	Bottom-up reading strategy (Strategi membaca yang dimulai dari huruf, frasa, kalimat, paragraf, dan seterusnya)	1	2	3	4	5
3	Interactive reading strategy (Kombinasi antara Top-down reading strategy dan Bottom-up reading strategy)	1	2	3	4	5
4	BKOF (Building Knowledge of field) (Sebelum pembelajaran siswa sudah mempunyai modal pengetahuan awal)	1	2	3	4	5
5	MOT (Modeling of Text) (Pembelajaran diawali dengan memberikan pemodelan oleh guru)	1	2	3	4	5
6	JCOT (Joint Construction of Text) (Pembelajaran dilakukan dengan kelompok untuk menyusun pengalaman bersama-sama)	1	2	3	4	5
7	ICOT (Independent Constructin of Text) (Membaca teks secara individu)	1	2	3	4	5
8	Role playing	1	2	3	4	5
9	Metode SQ3R (Survey, question, read, and review) untuk ilmu sosial	1	2	3	4	5
10	Metode PQRST (preview, question, read, summary, and test) untuk teks ilmu Sains	1	2	3	4	5
11	Metode membaca cermat multiliterasi	1	2	3	4	5
12	Metode pembelajaran inkuiri membaca	1	2	3	4	5
13	Metode eksplorasi masalah matematis	1	2	3	4	5

--	--	--	--	--	--	--

e) Prosedur Pembelajaran Literasi Membaca

NO	PERNYATAAN	PERSETUJUAN				
		1	2	3	4	5
1	Menganalisis kandungan teks, baik yang bersifat implisit atau eksplisit	1	2	3	4	5
2	Memberikan gambaran inferensi analitis terhadap teks yang dibaca	1	2	3	4	5
3	Menanggapi teks secara kritis dengan menggunakan cara berfikir rasional yang ditunjang oleh bukti otentik secara lengkap	1	2	3	4	5
4	Menghasilkan pemahaman secara kreatif dengan menggunakan berbagai media yang bersifat multimodal, multi genre, multimedia dan ragam budaya.	1	2	3	4	5
5						
6						
7						
8						
9						
10						

f) Alokasi Waktu

NO	PERNYATAAN	PERSETUJUAN				
		1	2	3	4	5
1	Penambahan alokasi waktu dari 15 menit menjadi 45 menit	1	2	3	4	5
2	Membaca di perpustakaan pada saat istirahat berdasarkan jadwal yang sudah dibuat	1	2	3	4	5
3	Membaca di rumah, terkait dengan tugas yang diberikan oleh guru untuk menyelesaikan soal atau merangkum	1	2	3	4	5
4						
5						
6						

7						
8						
9						
10						

g) Monitoring

NO	PERNYATAAN	PERSETUJUAN				
		1	2	3	4	5
1	Ada buku penghubung antara guru dan orang tua untuk mengecek tugas yang diberikan oleh guru	1	2	3	4	5
2	Memberi tugas mengerjakan di rumah	1	2	3	4	5
3	Berkolaborasi dengan orang tua untuk memonitor kegiatan membaca di rumah	1	2	3	4	5
4						
5						
6						
7						
8						
9						
10						

h) Sumber Belajar

NO	PERNYATAAN	PERSETUJUAN				
		1	2	3	4	5
1	Intisari Bahasa Indonesia untuk SD/MI	1	2	3	4	5
2	Rangkuman Pengetahuan Alam untuk SD/MI	1	2	3	4	5
3	Rangkuman Pengetahuan Umum untuk SD/MI	1	2	3	4	5

4	Rangkuman Rumus Matematika untuk SD/MI	1	2	3	4	5
5	Al-Ta'limu al-Muta'allimu	1	2	3	4	5
6	Kumpulan Soal Ujian Akhir Madrasah/Sekolah	1	2	3	4	5
7						
8						
9						
10						

**ANGKET PUTARAN KETIGA
PENGEMBANGAN MODEL PEMBELAJARAN LITERASI MEMBACA DI MIN III
BONDOWOSO JAWA TIMUR INDONESIA**

Pengantar

Angket ini bertujuan untuk mengetahui persetujuan Bapak/Ibu terhadap pembelajaran literasi membaca di tingkat Madrasah Ibtidaiyah. Penelitian ini bukan dimaksudkan untuk *menguji* atau *menilai* persepsi Bapak/Ibu terkait dengan pembelajaran literasi membaca sebagaimana pernyataan yang terdapat dalam angket ini, oleh karena itu tidak ada jawaban yang *benar* atau *salah* untuk setiap pernyataan yang ada.

Berdasarkan data hasil *need analysis* yang telah kami lakukan di bulan Mei sampai Juli 2019 maka angket ini terdiri tiga bagian, yaitu 1) profil informan, 2) Model pembelajaran literasi membaca di Madrasah Ibtidaiyah untuk kelas rendah (kelas 1 sampai kelas3), dan 3) Model Pembelajaran literasi membaca di Madrasah Ibtidaiyah untuk kelas tinggi (kelas 4 sampai kelas 6), kami mohon Bapak/Ibu berkenan memberi respon pada semua pernyataan yang ada dalam bagian-bagian ini sehingga bisa menjadi masukan bagi pengembangan model pembelajaran literasi membaca di tingkat Madrasah Ibtidaiyah, segala informasi yang diperoleh adalah semata mata untuk tujuan akademik dan tidak disebarakan kepada umum.

Sehubungan dengan itu kami mohon Bapak/Ibu melakukan langkah-langkah sebagai berikut:

- 1) Membaca dan meneliti setiap pernyataan (item) dalam angket ini.
- 2) Menyatakan persetujuan dengan *membulatkan jawaban yang sesuai* berdasarkan skala Likert.

Atas kesediaan dan kerjasama yang baik dalam pengisian angket ini kami ucapkan terimakasih.

Peneliti,

Dr. Abd. Muhith, M.PdI

Dr. Saihan, M.PdI.

Dr. Umi Farihah, M.M., M.Pd.

Assosiate Proffesor Dr. Mohammad Faizal A. Ghani

BAGIAN I : DATA PRIBADI

Asal Instansi : Kemenag Jember

No. Informan : 018

Bidang Kepakaran : Kepengawasan

Bagian ini mohon diisi identitas yang sesuai dengan keadaan Bapak/Ibu guru

Petunjuk : Berikan tanda centang pada kolom yang tersedia

NO	KELOMPOK	ASPEK	TANDA (V)
1	Jenis kelamin	Laki-laki	√
		Perempuan	
2	Umur	$30 \text{ tahun} \leq x < 40 \text{ tahun}$	
		$40 \text{ tahun} \leq x < 50 \text{ tahun}$	
		$50 \text{ tahun} \leq x < 60 \text{ tahun}$	√
		$X \geq 60 \text{ tahun}$	
3	Pendidikan	Sarjana S1	
		Sarjana S2	√
		Sarjan S3	
4	Golongan Kepangkatan	III/c	
		IV/a	√
		IV/b	
		IV/c	
		IV/d	
5	Masa Kerja	$x < 10 \text{ tahun}$	
		$10 \text{ tahun} \leq x < 20 \text{ tahun}$	√
		$20 \text{ tahun} \leq x < 30 \text{ tahun}$	
		$X \geq 30 \text{ tahun}$	
6	Jabatan	Dosen	
		Kepala Sekolah	
		Pengawas Sekolah	√
		Kasi Penma	
		Guru	

BAGIAN II : PENGEMBANGAN MODEL PEMBELAJARAN LITERASI MEMBACA DI MADRASAH IBTIDAIYAH UNTUK KELAS RENDAH

Petunjuk Pengisian:

1. Kajian Fuzzy Dhelpi putaran kedua ini merupakan kelanjutan dari putaran pertama dan kedua yang bertujuan untuk mendapatkan kevalidan tahap persetujuan Bapak/Ibu dalam putaran kedua yang lalu.
2. Pernyataan yang dicetak miring (*italic*) merupakan pernyataan yang mewakili tidak adanya kesepakatan antar panel pakar.
3. Terdapat tiga kolom yang mewakili “Skala Lama”, “Skala Mayoritas” dan “Skala Baru” Bapak/Ibu. Skala lama yang telah dipilih oleh panel pakar dicetak tebal dan berwarna abu-abu, kemudian jawaban yang Bapak/Ibu pilih telah diberi tanda bulatan.
4. Pada “Skala Baru”, Bapak/Ibu diharapkan menyertakan persetujuannya berdasarkan skala Likert 5 Poin seperti di bawah ini. Jika persetujuan Bapak/Ibu berada di luar “Skala Mayoritas”, maka Bapak/Ibu diharuskan memberikan alasan pada kolom yang disediakan.

- 1 = SangatTidak Setuju
- 2 = TidakSetuju
- 3 = Sedang
- 4 = Setuju
- 5 = SangatSetuju

a) Tujuan Pembelajaran Literasi Membaca

NO	PERNYATAAN	SKALA LAMA					SKALA MAYORITAS	SKALA BARU					ALASAN
		1	2	3	4	5		1	2	3	4	5	
1	Mendorong keingintahuan siswa dalam membaca	1	2	3	4	5	5	1	2	3	4	5	
2	Membangun kesadaran siswa agar gemar membaca	1	2	3	4	5	5	1	2	3	4	5	
3	Membiasakan siswa membaca di rumah	1	2	3	4	5	5	1	2	3	4	5	
4	Menumbuhkembangkan budaya literasi membaca di sekolah	1	2	3	4	5	5	1	2	3	4	5	
5	Menjadikan sekolah sebagai taman belajar yang menyenangkan dan ramah anak agar warga sekolah mampu mengelola pengetahuan.	1	2	3	4	5	5	1	2	3	4	5	
6	Menjaga keberlanjutan pembelajaran dengan	1	2	3	4	5	5	1	2	3	4	5	

NO	PERNYATAAN	SKALA LAMA					SKALA MAYORITAS	SKALA BARU					ALASAN
	menghadirkan beragam buku bacaan dan mewadahi berbagai strategi membaca.												
7	Melatih siswa untuk menghafal	1	2	3	4	5	4	1	2	3	4	5	
8	Membantu meningkatkan pengetahuan dan kemampuan siswa dalam memberikan penilaian kritis terhadap karya tulis	1	2	3	4	5	5	1	2	3	4	5	
9	Meningkatkan kualitas penggunaan waktu siswa sehingga lebih bermanfaat	1	2	3	4	5	5	1	2	3	4	5	
10	Menciptakan lingkungan kelas yang mendukung budaya literasi membaca	1	2	3	4	5	5	1	2	3	4	5	
11	Melatih siswa dalam memahami bacaan	1	2	3	4	5	5	1	2	3	4	5	
12	Menambah perbendaharaan kosakata	1	2	3	4	5	5	1	2	3	4	5	
13	Mengoptimalkan kinerja otak siswa	1	2	3	4	5	5	1	2	3	4	5	
14	Meningkatkan kemampuan memahami bacaan dan berpikir kritis	1	2	3	4	5	5	1	2	3	4	5	
15	Meningkatkan kemampuan menganalisis dan kemampuan verbal dalam mengulas informasi bacaan	1	2	3	4	5	5	1	2	3	4	5	
16	Memberikan pengalaman membaca yang menyenangkan	1	2	3	4	5	5	1	2	3	4	5	
17	Melatih siswa untuk menghargai dan merawat buku	1	2	3	4	5	5	1	2	3	4	5	
18	Mengembangkan budi pekerti peserta didik melalui pembudayaan literasi	1	2	3	4	5	5	1	2	3	4	5	
19	Menstimulasikan kemampuan dasar siswa dalam proses <i>comprehensive reading</i>	1	2	3	4	5	5	1	2	3	4	5	

b) Bahan Ajar dalam Pembelajaran Literasi Membaca

NO	PERNYATAAN	SKALA LAMA					SKALA MAYORITAS	SKALA BARU					ALASAN
		1	2	3	4	5		1	2	3	4	5	
1	Pelajaran tematik wajib di sekolah	1	2	3	4	5	5	1	2	3	4	5	
2	Pelajaran tematik tambahan sesuai dengan kondisi lingkungan sekolah	1	2	3	4	5	5	1	2	3	4	5	
3	Pelajaran tematik terintegrasi sesuai dengan usia dan tingkat siswa	1	2	3	4	5	5	1	2	3	4	5	
4	Buku penunjang yang sesuai dengan minat dan ketertarikan siswa	1	2	3	4	5	5	1	2	3	4	5	
5	Dongeng atau cerita	1	2	3	4	5	5	1	2	3	4	5	
6	Bahan bacaan dengan memperhatikan nilai kearifan lokal	1	2	3	4	5	5	1	2	3	4	5	
7	Kumpulan puisi dan pantun	1	2	3	4	5	5	1	2	3	4	5	
8	Bigbook yang sesuai dengan tema	1	2	3	4	5	5	1	2	3	4	5	
9	Ensiklopedi umum, sosial, sains dan Islam	1	2	3	4	5	4	1	2	3	4	5	
10	Buku-buku kecil-kecil punya karya (KKPK)	1	2	3	4	5	5	1	2	3	4	5	
11	Buku kisah-kisah teladan islami	1	2	3	4	5	5	1	2	3	4	5	
12	Bahan ajar yang dirancang untuk belajar siswa (handout book)	1	2	3	4	5	4	1	2	3	4	5	
13	LKS/Modul	1	2	3	4	5	4	1	2	3	4	5	
14	Dinding motivasi di kelas	1	2	3	4	5	5	1	2	3	4	5	
15	Majalah anak, komik dan buku bergambar	1	2	3	4	5	5	1	2	3	4	5	
16	Game berisi pelajaran tematik dan penunjang sesuai usia	1	2	3	4	5	5	1	2	3	4	5	

c) Pengalaman Belajar dalam Pembelajaran Literasi Membaca

NO	PERNYATAAN	SKALA LAMA					SKALA MAYORITAS	SKALA BARU					ALASAN
		1	2	3	4	5		1	2	3	4	5	
1	Kebiasaan membaca di luar kelas pada waktu luang ketika di sekolah	1	2	3	4	5	4	1	2	3	4	5	
2	Kebiasaan membaca di rumah	1	2	3	4	5	4	1	2	3	4	5	
3	Pada saat sholat dhuha rokaat pertama bacaan dikeraskan	1	2	3	4	5	4	1	2	3	4	5	
4	Kebiasaan membaca di dalam kelas sebelum pelajaran dimulai	1	2	3	4	5	5	1	2	3	4	5	
5	Berpikir tingkat tinggi	1	2	3	4	5	4	1	2	3	4	5	
6	Kebiasaan anak bercerita di rumah dan di sekolah	1	2	3	4	5	5	1	2	3	4	5	
7	Kegiatan "weekly contest for literation"	1	2	3	4	5	5	1	2	3	4	5	
8	Mengajak siswa belajar di Perpustakaan Daerah atau menghadirkan pihak Perpustakaan keliling	1	2	3	4	5	5	1	2	3	4	5	
9	Kebiasaan pergi ke perpustakaan sekolah	1	2	3	4	5	5	1	2	3	4	5	
10	Kuis membaca pagi	1	2	3	4	5	5	1	2	3	4	5	
11	Satu jam wajib baca (satu minggu sekali)	1	2	3	4	5	5	1	2	3	4	5	
12	Menganalisa isi cerita atau bacaan	1	2	3	4	5	4	1	2	3	4	5	
13	Menceritakan kembali hasil bacaan	1	2	3	4	5	5	1	2	3	4	5	
14	Mengadakan lomba baca cepat dan tepat (pekan lomba baca)	1	2	3	4	5	5	1	2	3	4	5	

d) Metode dan Strategi Pembelajaran

NO	PERNYATAAN	SKALA LAMA					SKALA MAYORITAS	SKALA BARU					ALASAN
		1	2	3	4	5		1	2	3	4	5	
1	Top-down reading strategy (Strategi membaca dari	1	2	3	4	5	4	1	2	3	4	5	

NO	PERNYATAAN	SKALA LAMA					SKALA MAYORITAS	SKALA BARU					ALASAN
	pengetahuan awal yang dimiliki oleh pembaca terhadap teks yang akan dibaca)												
2	Bottom-up reading strategy (Strategi membaca yang dimulai dari huruf, frasa, kalimat, paragraf, dan seterusnya)	1	2	3	4	5	4	1	2	3	4	5	
3	Interactive reading strategy (Kombinasi antara Top-down reading strategy dan Bottom-up reading strategy)	1	2	3	4	5	5	1	2	3	4	5	
4	Metode SQ3R (Survey, question, read, and review) untuk ilmu sosial	1	2	3	4	5	4	1	2	3	4	5	
5	Metode PQRST (preview, question, read, summary, and test) untuk teks ilmu Sains	1	2	3	4	5	4	1	2	3	4	5	
6	Metode membaca cermat multiliterasi	1	2	3	4	5	4	1	2	3	4	5	
7	Metode pembelajaran inkuiri membaca	1	2	3	4	5	4	1	2	3	4	5	
8	Metode eksplorasi masalah matematis	1	2	3	4	5	4	1	2	3	4	5	
9	Forum membaca bagi warga sekolah (membentuk tim literasi sekolah)	1	2	3	4	5	5	1	2	3	4	5	
10	Metode membaca bersama (kooperatif)	1	2	3	4	5	4	1	2	3	4	5	
11	Metode bermain peran (role playing) dari membaca dan memerankan tokoh yang dibaca	1	2	3	4	5	5	1	2	3	4	5	
12	Metode membaca sepintas (Scanning) dan membaca cepat (Skimming)	1	2	3	4	5	5	1	2	3	4	5	
13	Metode eksploratif – interaktif untuk sosial humaniora	1	2	3	4	5	4	1	2	3	4	5	

NO	PERNYATAAN	SKALA LAMA					SKALA MAYORITAS	SKALA BARU					ALASAN
		1	2	3	4	5		1	2	3	4	5	
14	Metode eksplanatif – interaktif untuk saintek	1	2	3	4	5	5	1	2	3	4	5	
15	Metode PAIKEM (pembelajaran aktif interaktif kreatif efektif dan menyenangkan)	1	2	3	4	5	5	1	2	3	4	5	
16	Metode read a loud (membaca nyaring)	1	2	3	4	5	4	1	2	3	4	5	
17	Membaca sambil bernyayi	1	2	3	4	5	5	1	2	3	4	5	
18	Membaca sambil menulis	1	2	3	4	5	5	1	2	3	4	5	
19	MOT (modelling of text)	1	2	3	4	5	5	1	2	3	4	5	
20	Strategi Membaca – Tanya Jawab (Request Reading Question)	1	2	3	4	5	5	1	2	3	4	5	

e) Prosedur Pembelajaran Literasi Membaca

NO	PERNYATAAN	SKALA LAMA					SKALA MAYORITAS	SKALA BARU					ALASAN
		1	2	3	4	5		1	2	3	4	5	
1	Menganalisis kandungan teks, baik yang bersifat implisit atau eksplisit	1	2	3	4	5	5	1	2	3	4	5	
2	Memberikan gambaran inferensi analitis terhadap teks yang dibaca	1	2	3	4	5	4	1	2	3	4	5	
3	Memberikan respon terhadap berbagai jenis pertanyaan	1	2	3	4	5	4	1	2	3	4	5	
4	Meringkas isi teks dan memberikan konklusi bacaan	1	2	3	4	5	4	1	2	3	4	5	
5	Menggunakan literasi dini (Clay, 2001)	1	2	3	4	5	4	1	2	3	4	5	
6	Menggunakan literasi dasar	1	2	3	4	5	5	1	2	3	4	5	
7	Menggunakan literasi perpus	1	2	3	4	5	5	1	2	3	4	5	
8	Menggunakan literasi teknologi	1	2	3	4	5	5	1	2	3	4	5	
9	Menggunakan literasi visual	1	2	3	4	5	5	1	2	3	4	5	
10	Menceritakan kembali isi bacaan kepada teman di kelas	1	2	3	4	5	5	1	2	3	4	5	

NO	PERNYATAAN	SKALA LAMA					SKALA MAYORITAS	SKALA BARU					ALASAN
		1	2	3	4	5		1	2	3	4	5	
11	Mengeksplorasi pengetahuan secara mendalam terkait kandungan teks yang ada	1	2	3	4	5	5	1	2	3	4	5	
12	Mengeksplorasi pengalaman secara luas terkait kandungan teks yang ada	1	2	3	4	5	4	1	2	3	4	5	
13	Menstimulasi dan meng-encourage sistem pengetahuan dan pengalaman terkait dengan teks yang dibaca	1	2	3	4	5	5	1	2	3	4	5	
14	Membaca dengan pengucapan dan intonasi yang tepat	1	2	3	4	5	5	1	2	3	4	5	
15	Memberikan penjelasan tentang pesan yang terkandung pada teks atau bacaan	1	2	3	4	5	5	1	2	3	4	5	
16	Menganalisis main idea dalam tiap paragraf pada teks	1	2	3	4	5	4	1	2	3	4	5	

f) Alokasi Waktu

NO	PERNYATAAN	SKALA LAMA					SKALA MAYORITAS	SKALA BARU					ALASAN
		1	2	3	4	5		1	2	3	4	5	
1	Penambahan alokasi waktu dari 15 menit menjadi 45 menit	1	2	3	4	5	4	1	2	3	4	5	
2	Membaca di perpustakaan pada saat istirahat berdasarkan jadwal yang sudah dibuat	1	2	3	4	5	5	1	2	3	4	5	
3	Membaca di rumah, terkait dengan tugas yang diberikan oleh guru untuk menyelesaikan soal atau merangkum	1	2	3	4	5	5	1	2	3	4	5	
4	Membaca di lingkungan sekolah	1	2	3	4	5	4	1	2	3	4	5	
5	Membaca di masyarakat, taman baca, perpustakaan daerah	1	2	3	4	5	4	1	2	3	4	5	

NO	PERNYATAAN	SKALA LAMA					SKALA MAYORITAS	SKALA BARU					ALASAN
		1	2	3	4	5		1	2	3	4	5	
6	Membaca menjelang pulang 10 menit	1	2	3	4	5	5	1	2	3	4	5	
7	Memberikan tugas resitasi baca di rumah	1	2	3	4	5	4	1	2	3	4	5	
8	Penambahan alokasi waktu secara profesional berdasarkan tingkat analisis kejenuhan siswa	1	2	3	4	5	5	1	2	3	4	5	
9	Membaca pada jam kosong	1	2	3	4	5	5	1	2	3	4	5	
10	Mengadakan lomba cerdas cermat melalui literasi membaca (uji pemahaman bacaan)	1	2	3	4	5	5	1	2	3	4	5	

g) Monitoring

NO	PERNYATAAN	SKALA LAMA					SKALA MAYORITAS	SKALA BARU					ALASAN
		1	2	3	4	5		1	2	3	4	5	
1	Ada buku penghubung antara guru dan orang tua untuk mengecek tugas yang diberikan oleh guru	1	2	3	4	5	5	1	2	3	4	5	
2	Ada jurnal membaca	1	2	3	4	5	5	1	2	3	4	5	
3	Ada buku evaluasi diri siswa berkaitan dengan baca tulis yang dichecklist sendiri oleh siswa bersangkutan	1	2	3	4	5	5	1	2	3	4	5	
4	Ada rapat kordinasi antara guru dan wali murid setiap triwulan	1	2	3	4	5	5	1	2	3	4	5	
5	Melalui checklist penilaian teman sejawat	1	2	3	4	5	5	1	2	3	4	5	
6	Tersedia buku tentang perkembangan kemampuan literasi siswa dari waktu ke waktu	1	2	3	4	5	5	1	2	3	4	5	
7	Ada aplikasi online semi terbuka antar stakeholder madrasah	1	2	3	4	5	5	1	2	3	4	5	
8	Ada sistem monev online secara berkala yang tidak hanya dilakukan	1	2	3	4	5	5	1	2	3	4	5	

NO	PERNYATAAN	SKALA LAMA					SKALA MAYORITAS	SKALA BARU					ALASAN	
		1	2	3	4	5		1	2	3	4	5		
	guru/orang tua/kepala sekolah/pengawas tetapi juga oleh siswa itu sendiri dengan aplikasi yang relevan dengan kemampuannya													
9	Buku prestasi	1	2	3	4	5	5	1	2	3	4	5		

h) Sumber Belajar

NO	PERNYATAAN	SKALA LAMA					SKALA MAYORITAS	SKALA BARU					ALASAN
		1	2	3	4	5		1	2	3	4	5	
1	Iqra' Karangan KH. As'ad Humam bagi yang belum bisa membaca Al-Qur'an	1	2	3	4	5	4	1	2	3	4	5	
2	Al-Qur'an	1	2	3	4	5	5	1	2	3	4	5	
3	Sharfiyah karangan Karangan Kyai Taufiqul Hakim untuk siswa kelas 2	1	2	3	4	5	4	1	2	3	4	5	
4	Miftahu Al-Nur li al-Ulum karangan Abd. Muhith untuk siswa kelas 3	1	2	3	4	5	4	1	2	3	4	5	
5	Kumpulan puisi dan pantun, buku dongeng, cerita rakyat, majalah anak dan kumpulan cerita Islami	1	2	3	4	5	5	1	2	3	4	5	
6	Perpustakaan sekolah dan Perpustakaan daerah	1	2	3	4	5	5	1	2	3	4	5	
7	Terjemahan kitab Akhlaqul lil Banin	1	2	3	4	5	5	1	2	3	4	5	
8	Al-Qur'an dan terjemahannya	1	2	3	4	5	5	1	2	3	4	5	
9	Juz Amma	1	2	3	4	5	5	1	2	3	4	5	
10	Doa harian dan tuntunan ibadah praktis	1	2	3	4	5	5	1	2	3	4	5	

BAGIAN III : PENGEMBANGAN MODEL PEMBELAJARAN LITERASI MEMBACA DI MADRASAH IBTIDAIYAH UNTUK KELAS TINGGI

Petunjuk Pengisian:

1. Kajian Fuzzy Dhelphi putaran kedua ini merupakan kelanjutan dari putaran pertama dan kedua yang bertujuan untuk mendapatkan kevalidan tahap persetujuan Bapak/Ibu dalam putaran kedua yang lalu.
2. Pernyataan yang dicetak miring (*italic*) merupakan pernyataan yang mewakili tidak adanya kesepakatan antar panel pakar.
3. Terdapat tiga kolom yang mewakili “Skala Lama”, “Skala Mayoritas” dan “Skala Baru” Bapak/Ibu. Skala lama yang telah dipilih oleh panel pakar dicetak tebal dan berwarna abu-abu, kemudian jawaban yang Bapak/Ibu pilih telah diberi tanda bulatan.
4. Pada “Skala Baru”, Bapak/Ibu diharapkan menyertakan persetujuannya berdasarkan skala Likert 5 Poin seperti di bawah ini. Jika persetujuan Bapak/Ibu berada di luar “Skala Mayoritas”, maka Bapak/Ibu diharuskan memberikan alasan pada kolom yang disediakan.

- 1 = Sangat Tidak Setuju
- 2 = Tidak Setuju
- 3 = Sedang
- 4 = Setuju
- 5 = SangatSetuju

a) Tujuan Pembelajaran Literasi Membaca

NO	PERNYATAAN	SKALA LAMA					SKALA MAYORITAS	SKALA BARU					ALASAN
		1	2	3	4	5		1	2	3	4	5	
1	Mendorong keingintahuan siswa dalam membaca	1	2	3	4	5	5	1	2	3	4	5	
2	Membangun kesadaran siswa agar gemar membaca	1	2	3	4	5	5	1	2	3	4	5	
3	Membiasakan siswa membaca di rumah	1	2	3	4	5	5	1	2	3	4	5	
4	Menumbuhkembangkan budaya literasi membaca di sekolah	1	2	3	4	5	5	1	2	3	4	5	
5	Menjadikan sekolah sebagai taman belajar yang menyenangkan dan ramah anak agar warga sekolah mampu mengelola pengetahuan.	1	2	3	4	5	5	1	2	3	4	5	
6	Menjaga keberlanjutan pembelajaran dengan	1	2	3	4	5	5	1	2	3	4	5	

NO	PERNYATAAN	SKALA LAMA					SKALA MAYORITAS	SKALA BARU					ALASAN	
		1	2	3	4	5		1	2	3	4	5		
	menghadirkan beragam buku bacaan dan mewadahi berbagai strategi membaca.													
7	Menciptakan lingkungan kelas yang mendukung budaya literasi	1	2	3	4	5	5	1	2	3	4	5		
8	Menumbuhkembangkan budaya literasi membaca di masyarakat	1	2	3	4	5	5	1	2	3	4	5		
9	Meningkatkan kemampuan berpikir kritis siswa terhadap teks bacaan	1	2	3	4	5	5	1	2	3	4	5		
10	Menambah perbendaharaan kata, melatih kerja otak dan melatih kemampuan konsentrasi belajar siswa	1	2	3	4	5	5	1	2	3	4	5		
11	Mengisi waktu dengan literasi agar bertambah pengetahuan dan wawasan	1	2	3	4	5	5	1	2	3	4	5		
12	Meningkatkan kemampuan siswa dalam memahami dan menganalisa isi bacaan	1	2	3	4	5	5	1	2	3	4	5		
13	Membangun kultur akademis atau atmosfer akademis sekolah melalui literal reading	1	2	3	4	5	5	1	2	3	4	5		
14	Mengurangi ketergantungan anak pada gadget (Smartphone) untuk bermain game	1	2	3	4	5	5	1	2	3	4	5		
15	Menjadikan siswa lebih kreatif dan inovatif dalam menyelesaikan masalah	1	2	3	4	5	5	1	2	3	4	5		
16	Mendukung kemampuan berbicara/menyampaikan pendapat/komunikasi di depan kelas	1	2	3	4	5	5	1	2	3	4	5		

b) Bahan Ajar dalam Pembelajaran Literasi Membaca

NO	PERNYATAAN	SKALA LAMA					SKALA MAYORITAS	SKALA BARU					ALASAN
		1	2	3	4	5		1	2	3	4	5	
1	Pelajaran tematik wajib di sekolah	1	2	3	4	5	5	1	2	3	4	5	
2	Pelajaran tematik tambahan sesuai dengan kondisi lingkungan sekolah	1	2	3	4	5	5	1	2	3	4	5	
3	Pelajaran tematik terintegrasi sesuai dengan usia dan tingkat siswa	1	2	3	4	5	5	1	2	3	4	5	
4	Buku penunjang yang sesuai dengan minat dan ketertarikan siswa	1	2	3	4	5	5	1	2	3	4	5	
5	Dongeng atau cerita	1	2	3	4	5	5	1	2	3	4	5	
6	Melakukan literasi pengetahuan umum (misalnya RPAL dan RPUL) sebelum pelajaran dimulai sampai pukul 07.00	1	2	3	4	5	5	1	2	3	4	5	
7	Kumpulan puisi dan pantun	1	2	3	4	5	5	1	2	3	4	5	
8	Bigbook yang sesuai tema	1	2	3	4	5	5	1	2	3	4	5	
9	Biografi tokoh atau pahlawan nasional	1	2	3	4	5	5	1	2	3	4	5	
10	Buku-buku ensiklopedi sains, sosial dan Islam	1	2	3	4	5	5	1	2	3	4	5	
11	Buku KKPK (keci-l-kecil punya karya)	1	2	3	4	5	5	1	2	3	4	5	
12	Buku kisah teladan nabi dan rasul	1	2	3	4	5	5	1	2	3	4	5	
13	Handout book, brosur, leaflet	1	2	3	4	5	5	1	2	3	4	5	
14	Majalah anak dan Novel	1	2	3	4	5	5	1	2	3	4	5	
15	E-book	1	2	3	4	5	5	1	2	3	4	5	
16	Dinding motivasi di kelas	1	2	3	4	5	5	1	2	3	4	5	
17	Bahan ajar berwujud teks tulis, audio, visual, audiovisual dan kinestetik	1	2	3	4	5	5	1	2	3	4	5	
18	Buku motivasi belajar	1	2	3	4	5	5	1	2	3	4	5	
19	Handbook tematik berbasis kearifan lokal atau lingkungan yang dibuat guru	1	2	3	4	5	5	1	2	3	4	5	

c) Pengalaman Belajar dalam Pembelajaran Literasi Membaca

NO	PERNYATAAN	SKALA LAMA					SKALA MAYORITAS	SKALA BARU					ALASAN
		1	2	3	4	5		1	2	3	4	5	
1	Kebiasaan membaca di luar kelas pada waktu luang ketika di sekolah	1	2	3	4	5	5	1	2	3	4	5	
2	Kebiasaan membaca di rumah	1	2	3	4	5	5	1	2	3	4	5	
3	Pada saat sholat dhuha rokaat pertama bacaan dikeraskan	1	2	3	4	5	5	1	2	3	4	5	
4	Kemampuan berpikir HOTS siswa yang sesuai dengan harapan pemerintah	1	2	3	4	5	5	1	2	3	4	5	
5	Menggunakan tutor sebaya atau teman yang sudah mampu untuk mengajarkan temannya	1	2	3	4	5	5	1	2	3	4	5	
6	Penggunaan teknologi dalam pembelajaran	1	2	3	4	5	5	1	2	3	4	5	
7	Mengadakan weekly contest for literation	1	2	3	4	5	5	1	2	3	4	5	
8	Study comparative ke perpustakaan daerah	1	2	3	4	5	5	1	2	3	4	5	
9	Mengakses e-book berbasis daring	1	2	3	4	5	5	1	2	3	4	5	
10	Membiasakan pergi ke Perpustakaan sekolah	1	2	3	4	5	5	1	2	3	4	5	
11	Menyusun portofolio membaca	1	2	3	4	5	5	1	2	3	4	5	
12	Melakukan think – pair – share	1	2	3	4	5	5	1	2	3	4	5	
13	Kunjungan ke penerbit atau media cetak massa	1	2	3	4	5	5	1	2	3	4	5	
14	Siswa bekerja sama dalam membuat laporan tentang isi bacaan pada kelompok-kelompok baca	1	2	3	4	5	5	1	2	3	4	5	

d) Metode dan Strategi Pembelajaran

NO	PERNYATAAN	SKALA LAMA					SKALA MAYORITAS	SKALA BARU					ALASAN
		1	2	3	4	5		1	2	3	4	5	
1	Top-down reading strategy (Strategi membaca dari pengetahuan awal yang dimiliki oleh pembaca terhadap teks yang akan dibaca)	1	2	3	4	5	5	1	2	3	4	5	
2	Bottom-up reading strategy (Strategi membaca yang dimulai dari huruf, frasa, kalimat, paragraf, dan seterusnya)	1	2	3	4	5	5	1	2	3	4	5	
3	Interactive reading strategy (Kombinasi antara Top-down reading strategy dan Bottom-up reading strategy)	1	2	3	4	5	5	1	2	3	4	5	
4	BKOF (Building Knowledge of field) (Sebelum pembelajaran siswa sudah mempunyai modal pengetahuan awal)	1	2	3	4	5	5	1	2	3	4	5	
5	MOT (Modeling of Text) (Pembelajaran diawali dengan memberikan pemodelan oleh guru)	1	2	3	4	5	5	1	2	3	4	5	
6	JCOT (Joint Construction of Text) (Pembelajaran dilakukan dengan kelompok untuk menyusun pengalaman bersama-sama)	1	2	3	4	5	5	1	2	3	4	5	
7	ICOT (Independent Constructin of Text) (Membaca teks secara individu)	1	2	3	4	5	5	1	2	3	4	5	
8	Role playing	1	2	3	4	5	5	1	2	3	4	5	
9	Metode SQ3R (Survey, question, read, and review) untuk ilmu social	1	2	3	4	5	5	1	2	3	4	5	
10	Metode PQRST (preview, question, read, summary, and test) untuk teks ilmu Sains	1	2	3	4	5	5	1	2	3	4	5	

NO	PERNYATAAN	SKALA LAMA					SKALA MAYORITAS	SKALA BARU					ALASAN
		1	2	3	4	5		1	2	3	4	5	
11	Metode membaca cermat multiliterasi	1	2	3	4	5	5	1	2	3	4	5	
12	Metode pembelajaran inkuiri membaca	1	2	3	4	5	5	1	2	3	4	5	
13	Metode eksplorasi masalah matematis	1	2	3	4	5	5	1	2	3	4	5	
14	Metode PQ4R (preview, question, read, reflect, recite, review)	1	2	3	4	5	5	1	2	3	4	5	
15	Metode membaca senyap (SSR)	1	2	3	4	5	5	1	2	3	4	5	
16	Metode membaca cepat dan membaca sepintas (Scanning and skimming)	1	2	3	4	5	5	1	2	3	4	5	
17	Menggunakan strategi think aloud	1	2	3	4	5	4	1	2	3	4	5	
18	Membaca aktif (membaca sambil mencatat)	1	2	3	4	5	5	1	2	3	4	5	
19	Metode everyone is a teacher here	1	2	3	4	5	5	1	2	3	4	5	
20	Metode reading guide	1	2	3	4	5	5	1	2	3	4	5	
21	Metode Request Reading Question (Membaca Tanya Jawab)	1	2	3	4	5	0	1	2	3	4	5	

e) Prosedur Pembelajaran Literasi Membaca

NO	PERNYATAAN	SKALA LAMA					SKALA MAYORITAS	SKALA BARU					ALASAN
		1	2	3	4	5		1	2	3	4	5	
1	Menganalisis kandungan teks, baik yang bersifat implisit atau eksplisit	1	2	3	4	5	5	1	2	3	4	5	
2	Memberikan gambaran inferensi analitis terhadap teks yang dibaca	1	2	3	4	5	5	1	2	3	4	5	
3	Menanggapi teks secara kritis dengan menggunakan cara berfikir rasional yang ditunjang oleh bukti otentik secara lengkap	1	2	3	4	5	5	1	2	3	4	5	
4	Menghasilkan pemahaman secara kreatif dengan menggunakan berbagai media yang	1	2	3	4	5	5	1	2	3	4	5	

NO	PERNYATAAN	SKALA LAMA					SKALA MAYORITAS	SKALA BARU					ALASAN	
		1	2	3	4	5		1	2	3	4	5		
	bersifat multimodal, multi gendre, multimedia dan ragam budaya.													
5	Memisahkan antara fakta dan opini pada teks yang dibaca	1	2	3	4	5	5	1	2	3	4	5		
6	Menghasilkan siswa yang berpikir kritis, analitis dan reflektif	1	2	3	4	5	5	1	2	3	4	5		
7	Menggunakan literasi dini	1	2	3	4	5	5	1	2	3	4	5		
8	Menggunakan literasi perpus	1	2	3	4	5	5	1	2	3	4	5		
9	Menganalisis keterkaitan antar teks / intertekstualitas dengan pengalaman pribadi	1	2	3	4	5	5	1	2	3	4	5		
10	Membuat concept map berdasarkan kata kunci dalam ide pokok bacaan	1	2	3	4	5	5	1	2	3	4	5		
11	Membuat opini terkait teks	1	2	3	4	5	5	1	2	3	4	5		
12	Membaca komprehensif	1	2	3	4	5	5	1	2	3	4	5		
13	Memvisualisasikan, mengidentifikasi dan mengkomunikasikan ide dan gagasan pokok teks atau bacaan	1	2	3	4	5	5	1	2	3	4	5		
14	Menganalisis konten teks melalui cara berpikir HOTS	1	2	3	4	5	5	1	2	3	4	5		
15	Menghubungkan pemahaman teks yang dibaca dengan realita	1	2	3	4	5	5	1	2	3	4	5		

f) Alokasi Waktu

NO	PERNYATAAN	SKALA LAMA					SKALA MAYORITAS	SKALA BARU					ALASAN
		1	2	3	4	5		1	2	3	4	5	
1	Penambahan alokasi waktu dari 15 menit menjadi 45 menit	1	2	3	4	5	4	1	2	3	4	5	
2	Membaca di perpustakaan pada saat istirahat berdasarkan jadwal yang	1	2	3	4	5	5	1	2	3	4	5	

NO	PERNYATAAN	SKALA LAMA					SKALA MAYORITAS	SKALA BARU					ALASAN	
		1	2	3	4	5		1	2	3	4	5		
	sudah dibuat													
3	Membaca di rumah,terkait dengan tugas yang diberikan oleh guru untuk menyelesaikan soal atau merangkum	1	2	3	4	5	5	1	2	3	4	5		
4	Memebaca setelah selesai mengerjakan tugas	1	2	3	4	5	5	1	2	3	4	5		
5	Penugasan mandiri berbasis pilot project baca dan summary dalam kelompok	1	2	3	4	5	5	1	2	3	4	5		
6	Memberikan waktu tambahan untuk mengadakan brainstorming	1	2	3	4	5	5	1	2	3	4	5		
7	Pengadaan event “weekly reading contest”	1	2	3	4	5	5	1	2	3	4	5		
8	Penambahan tugas kelompok baca berbasis portofolio	1	2	3	4	5	5	1	2	3	4	5		
9	Membaca pada jam kosong	1	2	3	4	5	5	1	2	3	4	5		
10	Penambahan waktu secara proporsional sesuai tingkat kejenuhan siswa	1	2	3	4	5	5	1	2	3	4	5		
11	Membuat opini tertulis sebagai tanggapan pada bacaan (tugas) yang diberikan guru	1	2	3	4	5	5	1	2	3	4	5		
12	Membuat klipng lalu menganalisis isinya	1	2	3	4	5	5	1	2	3	4	5		

g) Monitoring

NO	PERNYATAAN	SKALA LAMA					SKALA MAYORITAS	SKALA BARU					ALASAN	
		1	2	3	4	5		1	2	3	4	5		
1	Ada buku penghubung antara guru dan orang tua untuk mengecek tugas yang diberikan oleh guru	1	2	3	4	5	5	1	2	3	4	5		
2	Memberi tugas mengerjakan di rumah	1	2	3	4	5	4	1	2	3	4	5		

NO	PERNYATAAN	SKALA LAMA					SKALA MAYORITAS	SKALA BARU					ALASAN
		1	2	3	4	5		1	2	3	4	5	
3	Berkolaborasi dengan orang tua untuk memonitor kegiatan membaca di rumah	1	2	3	4	5	5	1	2	3	4	5	
4	Ada jurnal membaca siswa	1	2	3	4	5	5	1	2	3	4	5	
5	Monitoring teman sebaya	1	2	3	4	5	5	1	2	3	4	5	
6	Buku evaluasi	1	2	3	4	5	5	1	2	3	4	5	
7	Rapat triwulan antara guru dan orang tua	1	2	3	4	5	5	1	2	3	4	5	
8	Grup WA/WhatsApp guru dan orang tua	1	2	3	4	5	5	1	2	3	4	5	
9	Membuat tabel observasi kerja kelompok	1	2	3	4	5	5	1	2	3	4	5	
10	Mengisi tabel penilaian diri terhadap ketrampilan literasi dan kolaborasi	1	2	3	4	5	5	1	2	3	4	5	
11	Catatan anekdot	1	2	3	4	5	5	1	2	3	4	5	
12	Penggunaan aplikasi yang linked antara pihak sekolah dan orang tua	1	2	3	4	5	5	1	2	3	4	5	
13	Tersedia buku tentang perkembangan kemampuan literasi siswa	1	2	3	4	5	5	1	2	3	4	5	
14	Pemberian resitasi berbasis portofolio dalam menanggapi bacaan	1	2	3	4	5	5	1	2	3	4	5	

h) Sumber Belajar

NO	PERNYATAAN	SKALA LAMA					SKALA MAYORITAS	SKALA BARU					ALASAN
		1	2	3	4	5		1	2	3	4	5	
1	Intisari Bahasa Indonesia untuk SD/MI	1	2	3	4	5	5	1	2	3	4	5	
2	Rangkuman Pengetahuan Alam untuk SD/MI	1	2	3	4	5	5	1	2	3	4	5	
3	Rangkuman Pengetahuan Umum untuk SD/MI	1	2	3	4	5	5	1	2	3	4	5	
4	Rangkuman Rumus Matematika untuk SD/MI	1	2	3	4	5	5	1	2	3	4	5	
5	Al-Ta'limual-Muta'allimu	1	2	3	4	5	4	1	2	3	4	5	
6	Kumpulan Soal Ujian Akhir Madrasah/Sekolah	1	2	3	4	5	5	1	2	3	4	5	
7	Peta, atlas dan Globe	1	2	3	4	5	5	1	2	3	4	5	
8	Kumpulan biografi tokoh	1	2	3	4	5	5	1	2	3	4	5	

NO	PERNYATAAN	SKALA LAMA					SKALA MAYORITAS	SKALA BARU					ALASAN	
		1	2	3	4	5		1	2	3	4	5		
	pahlawan nasional													
9	Majalah anak dan koran terkait permasalahan sosial	1	2	3	4	5	5	1	2	3	4	5		
10	Kumpulan puisi dan pantun	1	2	3	4	5	5	1	2	3	4	5		
11	Komik	1	2	3	4	5	5	1	2	3	4	5		
12	Al-Qur'anul Karim dan terjemahan	1	2	3	4	5	5	1	2	3	4	5		
13	Kumpulan Hadits	1	2	3	4	5	5	1	2	3	4	5		
14	Buku-buku ensiklopedi	1	2	3	4	5	5	1	2	3	4	5		
15	Pemberian akses internet	1	2	3	4	5	5	1	2	3	4	5		
16	Buku terjemahan akhlaqul lil Banin	1	2	3	4	5	5	1	2	3	4	5		
17	Kamus bahasa	1	2	3	4	5	5	1	2	3	4	5		
18	Kumpulan doa harian dan tuntunan ibadah praktis	1	2	3	4	5	5	1	2	3	4	5		
19	Intisari semua tema dan atau mapel ke dalam sebuah game anak	1	2	3	4	5	5	1	2	3	4	5		
20	Cerita tentang kisah para nabi dan tokoh-tokoh Islam	1	2	3	4	5	5	1	2	3	4	5		
21	Buku tentang motivasi belajar	1	2	3	4	5	5	1	2	3	4	5		
22	Handbook dari guru yang berisi karangannya berbasis kearifan lokal	1	2	3	4	5	5	1	2	3	4	5		

ANGKET PENGEMBANGAN MODEL PEMBELAJARAN LITERASI MEMBACA DI MIN III BONDOWOSO JAWA TIMUR INDONESIA

Pengantar

Angket ini bertujuan untuk mengetahui persepsi Bapak/Ibu terhadap pembelajaran literasi membaca di tingkat Madrasah Ibtidaiyah. Penelitian ini bukan dimaksudkan untuk *menguji* atau *menilai* persepsi Bapak/Ibu terkait dengan pembelajaran literasi membaca sebagaimana pernyataan yang terdapat dalam angket ini, oleh karena itu tidak ada jawaban yang *benar* atau *salah* untuk setiap pernyataan yang ada.

Angket ini merupakan hasil kesepakatan panel pakar yang terdiri dari 18 orang, dilakukan di bulan September 2019 menggunakan metode Fuzzy delphi. Angket ini terdiri tiga bagian, yaitu 1) profil responden, 2) Model pembelajaran literasi membaca di Madrasah Ibtidaiyah untuk kelas rendah (kelas 1 sampai kelas 3), dan 3) Model Pembelajaran literasi membaca di Madrasah Ibtidaiyah untuk kelas tinggi (kelas 4 sampai kelas 6), kami mohon Bapak/Ibu berkenan memberi respon pada semua pernyataan yang ada dalam bagian-bagian ini sehingga bisa menjadi masukan bagi pengembangan model pembelajaran literasi membaca di tingkat Madrasah Ibtidaiyah, segala informasi yang diperoleh adalah semata mata untuk tujuan akademik dan tidak disebarakan kepada umum.

Perlu Bapak/Ibu ketahui bahwa pengisian angket ini tidak membawa dampak terhadap penilaian kerja Bapak/Ibu secara individual sehingga tidak perlu merasa ragu untuk mengisinya. Atas kesediaan dan kerjasama yang baik dalam pengisian angket ini kami ucapkan terimakasih.

Peneliti,

Dr. Abd. Muhith, M.PdI

Dr. Saihan, M.PdI.

Dr. Umi Farihah, M.M., M.Pd.

Assosiate Proffesor Dr. Mohammad Faizal A. Ghani

BAGIAN I : DATA PRIBADI

Asal Instansi :

No. Responden :

Bagian ini mohon diisi identitas yang sesuai dengan keadaan Bapak/Ibu guru

Petunjuk : Berikan tanda centang pada kolom yang tersedia

NO	KELOMPOK	ASPEK	TANDA (V)
1	Jenis kelamin	Laki-laki	
		Perempuan	
2	Umur	$30 \text{ tahun} \leq x < 40 \text{ tahun}$	
		$40 \text{ tahun} \leq x < 50 \text{ tahun}$	
		$50 \text{ tahun} \leq x < 60 \text{ tahun}$	
		$X \geq 60 \text{ tahun}$	
3	Pendidikan	Sarjana S1	
		Sarjana S2	
		Sarjan S3	
4	Golongan Kepangkatan	III/d	
		IV/a	
		IV/b	
		IV/c	
		IV/d	
5	Masa Kerja	$x < 10 \text{ tahun}$	
		$10 \text{ tahun} \leq x < 20 \text{ tahun}$	
		$20 \text{ tahun} \leq x < 30 \text{ tahun}$	
		$X \geq 30 \text{ tahun}$	
6	Jabatan	Guru	
		Wakil Kepala	
		Kepala Madrasah	

BAGIAN II : PENGEMBANGAN MODEL PEMBELAJARAN LITERASI MEMBACA DI MADRASAH IBTIDAIYAH UNTUK KELAS RENDAH

Petunjuk Pengisian:

1. Setiap pernyataan pada bagian II menggambarkan Model Pembelajaran Literasi Membaca di tingkat Madrasah Ibtidaiyah untuk **kelas rendah** (kelas 1-3). Bapak/Ibu diminta untuk membaca setiap pernyataan tersebut dengan teliti dan memilih (bulatkan) nomor-nomor yang sesuai berdasarkan persetujuan terhadap pernyataan-pernyataan tersebut.
2. Nomor-nomor tersebut mewakili tingkat persetujuan Bapak/Ibu berdasarkan skala Likert lima point seperti berikut :
 - 1 = Sangat tidak Setuju
 - 2 = Tidak setuju
 - 3 = Sedang
 - 4 = Setuju
 - 5 = Sangat setuju

a) Tujuan Pembelajaran Literasi Membaca

NO	PERNYATAAN	PERSETUJUAN				
		1	2	3	4	5
1	Menciptakan lingkungan kelas yang mendukung budaya literasi membaca	1	2	3	4	5
2	Menumbuhkembangkan budaya literasi membaca di sekolah	1	2	3	4	5
3	Menambah perbendaharaan kosakata	1	2	3	4	5
4	Membangun kesadaran siswa agar gemar membaca	1	2	3	4	5
5	Meningkatkan kualitas penggunaan waktu siswa sehingga lebih bermanfaat	1	2	3	4	5
6	Melatih siswa dalam memahami bacaan	1	2	3	4	5
7	Meningkatkan kemampuan memahami bacaan dan berpikir kritis	1	2	3	4	5
8	Mengembangkan budi pekerti peserta didik melalui pembudayaan literasi	1	2	3	4	5
9	Menjadikan sekolah sebagai taman belajar yang menyenangkan dan ramah anak agar warga sekolah mampu mengelola pengetahuan.	1	2	3	4	5
10	Membiasakan siswa membaca di rumah	1	2	3	4	5
11	Memberikan pengalaman membaca yang menyenangkan	1	2	3	4	5
12	Menstimulasikan kemampuan dasar siswa dalam proses <i>coprehensive reading</i>	1	2	3	4	5
13	Mendorong keingintahuan siswa dalam membaca	1	2	3	4	5
14	Mengoptimalkan kinerja otak siswa	1	2	3	4	5
15	Meningkatkan kemampuan menganalisis dan kemampuan verbal dalam mengulas informasi bacaan	1	2	3	4	5
16	Melatih siswa untuk menghargai dan merawat buku	1	2	3	4	5

NO	PERNYATAAN	PERSETUJUAN				
		1	2	3	4	5
17	Menjaga keberlanjutan pembelajaran dengan menghadirkan beragam buku bacaan dan mewadahi berbagai strategi membaca.	1	2	3	4	5
18	Membantu meningkatkan pengetahuan dan kemampuan siswa dalam memberikan penilaian kritis terhadap karya tulis	1	2	3	4	5

b) Bahan Ajar dalam Pembelajaran Literasi Membaca

NO	PERNYATAAN	PERSETUJUAN				
		1	2	3	4	5
1	Bahan bacaan dengan memperhatikan nilai kearifan lokal	1	2	3	4	5
2	Buku penunjang yang sesuai dengan minat dan ketertarikan siswa	1	2	3	4	5
3	Dongeng atau cerita	1	2	3	4	5
4	Dinding motivasi di kelas	1	2	3	4	5
5	Majalah anak, komik dan buku bergambar	1	2	3	4	5
6	Buku kisah-kisah teladan islami	1	2	3	4	5
7	Game berisi pelajaran tematik dan penunjang sesuai usia	1	2	3	4	5
8	Kumpulan puisi dan pantun	1	2	3	4	5
9	Bigbook yang sesuai dengan tema	1	2	3	4	5
10	Buku-buku kecil-kecil punya karya (KKPK)	1	2	3	4	5
11	Pelajaran tematik terintegrasi sesuai dengan usia dan tingkat siswa	1	2	3	4	5
12	Bahan ajar yang dirancang untuk belajar siswa (handout book)	1	2	3	4	5
13	Pelajaran tematik wajib di sekolah	1	2	3	4	5
14	LKS/Modul	1	2	3	4	5
15	Ensiklopedi umum, sosial, sains dan Islam	1	2	3	4	5
16	Pelajaran tematik tambahan sesuai dengan kondisi lingkungan sekolah	1	2	3	4	5

c) Pengalaman Belajar dalam Pembelajaran Literasi Membaca

NO	PERNYATAAN	PERSETUJUAN				
		1	2	3	4	5
1	Kebiasaan membaca di dalam kelas sebelum pelajaran dimulai	1	2	3	4	5
2	Kebiasaan pergi ke perpustakaan sekolah	1	2	3	4	5
3	Kuis membaca pagi	1	2	3	4	5
4	Menceritakan kembali hasil bacaan	1	2	3	4	5
5	Mengadakan lomba baca cepat dan tepat (pekan	1	2	3	4	5

NO	PERNYATAAN	PERSETUJUAN				
	lomba baca)					
6	Mengajak siswa belajar di Perpustakaan Daerah atau menghadirkan pihak Perpustakaan keliling	1	2	3	4	5
7	Satu jam wajib baca (satu minggu sekali)	1	2	3	4	5
8	Kebiasaan anak bercerita di rumah dan di sekolah	1	2	3	4	5
9	Kebiasaan membaca di luar kelas pada waktu luang ketika di sekolah	1	2	3	4	5
10	Kebiasaan membaca di luar kelas pada waktu luang ketika di sekolah	1	2	3	4	5
11	Menganalisa isi cerita atau bacaan	1	2	3	4	5
12	Kebiasaan membaca di rumah	1	2	3	4	5

d) Metode dan Strategi Pembelajaran

NO	PERNYATAAN	PERSETUJUAN				
1	Metode PAIKEM (pembelajaran aktif interaktif kreatif efektif dan menyenangkan)	1	2	3	4	5
2	Metode bermain peran (role playing) dari membaca dan memerankan tokoh yang dibaca	1	2	3	4	5
3	MOT (modelling of text)	1	2	3	4	5
4	Interactive reading strategy (Kombinasi antara Top-down reading strategy dan Bottom-up reading strategy)	1	2	3	4	5
5	Forum membaca bagi warga sekolah (membentuk tim literasi sekolah)	1	2	3	4	5
6	Metode membaca bersama (kooperatif)	1	2	3	4	5
7	Metode membaca sepintas (Scanning) dan membaca cepat (Skimming)	1	2	3	4	5
8	Metode read a loud (membaca nyaring)	1	2	3	4	5
9	Strategi Membaca – Tanya Jawab (Request Reading Question)	1	2	3	4	5
10	Metode eksplanatif – interaktif untuk saintek	1	2	3	4	5
11	Membaca sambil menulis	1	2	3	4	5
12	Top-down reading strategy (Strategi membaca dari pengetahuan awal yang dimiliki oleh pembaca terhadap teks yang akan dibaca)	1	2	3	4	5
13	Bottom-up reading strategy (Strategi membaca yang dimulai dari huruf, frasa, kalimat, paragraf, dan seterusnya)	1	2	3	4	5
14	Metode pembelajaran inkuiri membaca	1	2	3	4	5
15	Metode SQ3R (Survey, question, read, and review) untuk ilmu sosial	1	2	3	4	5

NO	PERNYATAAN	PERSETUJUAN				
		1	2	3	4	5
16	Membaca sambil bernyayi	1	2	3	4	5
17	Metode eksploratif – interaktif untuk sosial humaniora	1	2	3	4	5
18	Metode PQRS (preview, question, read, summary, and test) untuk teks ilmu Sains	1	2	3	4	5
19	Metode membaca cermat multiliterasi	1	2	3	4	5
20	Metode eksplorasi masalah matematis	1	2	3	4	5

e) Prosedur Pembelajaran Literasi Membaca

NO	PERNYATAAN	PERSETUJUAN				
		1	2	3	4	5
1	Menggunakan literasi dasar	1	2	3	4	5
2	Membaca dengan pengucapan dan intonasi yang tepat	1	2	3	4	5
3	Menggunakan literasi visual	1	2	3	4	5
4	Menceritakan kembali isi bacaan kepada teman di kelas	1	2	3	4	5
5	Menggunakan literasi perpustakaan	1	2	3	4	5
6	Menganalisis kandungan teks, baik yang bersifat implisit atau eksplisit	1	2	3	4	5
7	Menggunakan literasi teknologi	1	2	3	4	5
8	Menggunakan literasi dini (Clay, 2001)	1	2	3	4	5
9	Memberikan respon terhadap berbagai jenis pertanyaan	1	2	3	4	5
10	Menganalisis main idea dalam tiap paragraf pada teks	1	2	3	4	5
11	Mengeksplorasi pengalaman secara luas terkait kandungan teks yang ada	1	2	3	4	5
12	Mengeksplorasi pengetahuan secara mendalam terkait kandungan teks yang ada	1	2	3	4	5
13	Membaca dengan pengucapan dan intonasi yang tepat	1	2	3	4	5
14	Memberikan gambaran inferensi analitis terhadap teks yang dibaca	1	2	3	4	5
15	Meringkas isi teks dan memberikan konklusi bacaan	1	2	3	4	5

f) Alokasi Waktu

NO	PERNYATAAN	PERSETUJUAN				
		1	2	3	4	5
1	Membaca menjelang pulang 10 menit	1	2	3	4	5
2	Membaca pada jam kosong	1	2	3	4	5
3	Mengadakan lomba cerdas cermat melalui literasi membaca (uji pemahaman bacaan)	1	2	3	4	5
4	Membaca di rumah,terkait dengan tugas yang diberikan oleh guru untuk menyelesaikan soal atau merangkum	1	2	3	4	5
5	Membaca di perpustakaan pada saat istirahat berdasarkan jadwal yang sudah dibuat	1	2	3	4	5
6	Penambahan alokasi waktu secara profesional berdasarkan tingkat analisis kejenuhan siswa	1	2	3	4	5
7	Memberikan tugas resitasi baca di rumah	1	2	3	4	5
8	Membaca di masyarakat, taman baca, perpustakaan daerah	1	2	3	4	5
9	Penambahan alokasi waktu dari 15 menit menjadi 45 menit	1	2	3	4	5

g) Monitoring

NO	PERNYATAAN	PERSETUJUAN				
		1	2	3	4	5
1	Buku prestasi	1	2	3	4	5
2	Ada buku penghubung antara guru dan orang tua untuk mengecek tugas yang diberikan oleh guru	1	2	3	4	5
3	Ada buku evaluasi diri siswa berkaitan dengan baca tulis yang dichecklist sendiri oleh siswa bersangkutan	1	2	3	4	5
4	Ada jurnal membaca	1	2	3	4	5
5	Ada sistem monev online secara berkala yang tidak hanya dilakukan guru/orang tua/kepala sekolah/pengawas tetapi juga oleh siswa itu sendiri dengan aplikasi yang relevan dengan kemampuannya	1	2	3	4	5
6	Ada rapat kordinasi antara guru dan wali murid setiap triwulan	1	2	3	4	5
7	Tersedia buku tentang perkembangan kemampuan literasi siswa dari waktu ke waktu	1	2	3	4	5
8	Melalui checklist penilaian teman sejawat	1	2	3	4	5
9	Ada aplikasi online semi terbuka antar stakeholder madrasah	1	2	3	4	5

h) Sumber Belajar

NO	PERNYATAAN	PERSETUJUAN				
		1	2	3	4	5
1	Al-Qur'an dan terjemah	1	2	3	4	5
2	Literatur Bahasa Indonesia	1	2	3	4	5
3	Juz Amma	1	2	3	4	5
4	Literatur Bahasa Malaysia	1	2	3	4	5
5	Kumpulan puisi dan pantun, buku dongeng, cerita rakyat, majalah anak dan kumpulan cerita Islami	1	2	3	4	5
6	Doa harian dan tuntunan ibadah praktis	1	2	3	4	5
7	Al-Qur'an	1	2	3	4	5
8	Perpustakaan sekolah dan Perpustakaan daerah	1	2	3	4	5
9	Terjemahan kitab Akhlaqul lil Banin	1	2	3	4	5

BAGIAN III : PENGEMBANGAN MODEL PEMBELAJARAN LITERASI MEMBACA DI MADRASAH IBTIDAIYAH UNTUK KELAS TINGGI

Petunjuk Pengisian:

- 1, Setiap pernyataan pada bagian Iii menggambarkan Model Pembelajaran Literasi Membaca di tingkat Madrasah Ibtidaiyah untuk **kelas tinggi** (kelas 4-6). Bapak/Ibu diminta untuk membaca setiap pernyataan tersebut dengan teliti dan memilih (bulatkan) nomor-nomor yang sesuai berdasarkan persetujuan terhadap pernyataan-pernyataan tersebut.
2. Nomor-nomor tersebut mewakili tingkat persetujuan Bapak/Ibu berdasarkan skala Likert lima point seperti berikut :
 - 1 = Sangat tidaksetuju
 - 2 = Tidak setuju
 - 3 = Sedang
 - 4 = Setuju
 - 5 = Sangat setuju

a) Tujuan Pembelajaran Literasi Membaca

NO	PERNYATAAN	PERSETUJUAN				
		1	2	3	4	5
1	Menciptakan lingkungan kelas yang mendukung budaya literasi	1	2	3	4	5
2	Menjadikan sekolah sebagai taman belajar yang menyenangkan dan ramah anak agar warga sekolah mampu mengelola pengetahuan.	1	2	3	4	5
3	Membangun kesadaran siswa agar gemar membaca	1	2	3	4	5
4	Menumbuhkembangkan budaya literasi membaca di sekolah	1	2	3	4	5
5	Mengisi waktu dengan literasi agar bertambah pengetahuan dan wawasan	1	2	3	4	5
6	Menjaga keberlanjutan pembelajaran dengan menghadirkan beragam buku bacaan dan mewadahi berbagai strategi membaca.	1	2	3	4	5
7	Meningkatkan kemampuan berpikir kritis siswa terhadap teks bacaan	1	2	3	4	5
8	Mengurangi ketergantungan anak pada gadget (Smartphone) untuk bermain game	1	2	3	4	5
9	Mendorong keingintahuan siswa dalam membaca	1	2	3	4	5
10	Membiasakan siswa membaca di rumah	1	2	3	4	5
11	Menumbuhkembangkan budaya literasi membaca di masyarakat	1	2	3	4	5
12	Menambah perbendaharaan kata, melatih kerja otak dan melatih kemampuan konsentrasi belajar siswa	1	2	3	4	5
13	Meningkatkan kemampuan siswa dalam memahami dan menganalisa isi bacaan	1	2	3	4	5
14	Menjadikan siswa lebih kreatif dan inovatif dalam menyelesaikan masalah	1	2	3	4	5

NO	PERNYATAAN	PERSETUJUAN				
		1	2	3	4	5
15	Membangun kultur akademis atau atmosfir akademis sekolah melalui literal reading	1	2	3	4	5
16	Mendukung kemampuan berbicara/menyampaikan pendapat/komunikasi di depan kelas	1	2	3	4	5

b) Bahan Ajar dalam Pembelajaran Literasi Membaca

NO	PERNYATAAN	PERSETUJUAN				
		1	2	3	4	5
1	Biografi tokoh atau pahlawan nasional	1	2	3	4	5
2	Buku penunjang yang sesuai dengan minat dan ketertarikan siswa	1	2	3	4	5
3	Buku-buku ensiklopedi sains, sosial dan Islam	1	2	3	4	5
4	Dongeng atau cerita	1	2	3	4	5
5	Kumpulan puisi dan pantun	1	2	3	4	5
6	Bigbook yang sesuai tema	1	2	3	4	5
7	Buku KKPK (keci-l-kecil punya karya)	1	2	3	4	5
8	Pelajaran tematik terintegrasi sesuai dengan usia dan tingkat siswa	1	2	3	4	5
9	Buku kisah teladan nabi dan rasul	1	2	3	4	5
10	Bahan ajar dapat berwujud teks tulis, audio, visual, audiovisual dan kinestetik	1	2	3	4	5
11	Handbook tematik berbasis kearifan lokal atau lingkungan yang dibuat guru	1	2	3	4	5
12	Pelajaran tematik tambahan sesuai dengan kondisi lingkungan sekolah	1	2	3	4	5
13	Handout book, brosur, leaflet	1	2	3	4	5
14	E-book	1	2	3	4	5
15	Pelajaran tematik wajib di sekolah	1	2	3	4	5
16	Melakukan literasi pengetahuan umum (misalnya RPAL dan RPUL) sebelum pelajaran dimulai sampai pukul 07.00	1	2	3	4	5
17	Majalah anak dan Novel	1	2	3	4	5
18	Dinding motivasi di kelas	1	2	3	4	5
19	Buku motivasi belajar	1	2	3	4	5

c) Pengalaman Belajar

NO	PERNYATAAN	PERSETUJUAN				
		1	2	3	4	5
1	Membiasakan pergi ke Perpustakaan sekolah	1	2	3	4	5
2	Menyusun portofolio membaca	1	2	3	4	5

3	Kebiasaan membaca di luar kelas pada waktu luang ketika di sekolah	1	2	3	4	5
4	Menggunakan tutor sebaya atau teman yang sudah mampu untuk mengajarkan temannya	1	2	3	4	5
5	Penggunaan teknologi dalam pembelajaran	1	2	3	4	5
6	Siswa bekerja sama dalam membuat laporan tentang isi bacaan pada kelompok-kelompok baca	1	2	3	4	5
7	Mengadakan weekly contest for literation	1	2	3	4	5
8	Melakukan think – pair – share	1	2	3	4	5
9	Kunjungan ke penerbit atau media cetak massa	1	2	3	4	5
10	Kebiasaan membaca di rumah	1	2	3	4	5
11	Kemampuan berpikir HOTS siswa sesuai dengan harapan pemerintah	1	2	3	4	5
12	Study comparative ke perpustakaan daerah	1	2	3	4	5
13	Mengakses e-book berbasis daring	1	2	3	4	5
14	Membiasakan pergi ke Perpustakaan sekolah	1	2	3	4	5

d) Metode dan Strategi Pembelajaran

NO	PERNYATAAN	PERSETUJUAN				
		1	2	3	4	5
1	Top-down reading strategy (Strategi membaca dari pengetahuan awal yang dimiliki oleh pembaca terhadap teks yang akan dibaca)	1	2	3	4	5
2	Interactive reading strategy(Kombinasi antara Top-down reading strategy dan Bottom-up reading strategy)	1	2	3	4	5
3	Metode membaca cepat dan membaca sepintas (Scanning and skimming)	1	2	3	4	5
4	Menggunakan strategi think aloud	1	2	3	4	5
5	JCOT (Joint Construction of Text)	1	2	3	4	5
6	(Pembelajaran dilakukan dengan kelompok untuk menyusun pengalaman bersama-sama)	1	2	3	4	5
7	Metode pembelajaran inkuiri membaca	1	2	3	4	5
8	Metode ready guide	1	2	3	4	5
9	MOT (Modeling of Text) (Pembelajaran diawali dengan memberikan pemodelan oleh guru)	1	2	3	4	5
10	Role playing	1	2	3	4	5
11	Metode everyone is a teacher here	1	2	3	4	5
12	Bottom-up reading strategy (Strategi membaca yang dimulai dari huruf, frasa, kalimat, paragraf, dan seterusnya)	1	2	3	4	5
13	BKOF (Building Knowledge of field) (Sebelum pembelajaran siswa sudah mempunyai modal pengetahuan awal)	1	2	3	4	5

NO	PERNYATAAN	PERSETUJUAN				
		1	2	3	4	5
14	Metode PQRST (preview, question, read, summary, and test) untuk teks ilmu Sains	1	2	3	4	5
15	Metode eksplorasi masalah matematis	1	2	3	4	5
16	Membaca aktif (membaca sambil mencatat)	1	2	3	4	5
17	Metode membaca senyap (SSR)	1	2	3	4	5
18	Metode membaca cermat multiliterasi	1	2	3	4	5
19	Metode PQ4R (preview, question, read, reflect, recite, review)	1	2	3	4	5
20	ICOT (Independent Constructin of Text) (Membaca teks secara individu)	1	2	3	4	5

e) Prosedur Pembelajaran Literasi Membaca

NO	PERNYATAAN	PERSETUJUAN				
		1	2	3	4	5
1	Menganalisis kandungan teks, baik yang bersifat implisit atau eksplisit	1	2	3	4	5
2	Memberikan gambaran inferensi analitis terhadap teks yang dibaca	1	2	3	4	5
3	Membuat concept map berdasarkan kata kunci dalam ide pokok bacaan	1	2	3	4	5
4	Menghasilkan pemahaman secara kreatif dengan menggunakan berbagai media yang bersifat multimodal, multi gendre, multimedia dan ragam budaya.	1	2	3	4	5
5	Memisahkan antara fakta dan opini pada teks yang dibaca	1	2	3	4	5
6	Menganalisis keterkaitan antar teks / intertekstualitas dengan pengalaman pribadi	1	2	3	4	5
7	Membuat opini terkait teks	1	2	3	4	5
8	Membaca komprehensif	1	2	3	4	5
9	Menanggapi teks secara kritis dengan menggunakan cara berfikir rasional yang ditunjang oleh bukti otentik secara lengkap	1	2	3	4	5
10	Memvisualisasikan, mengidentifikasi dan mengkomunikasikan ide dan gagasan pokok teks atau bacaan	1	2	3	4	5
11	Menghasilkan siswa yang berpikir kritis, analitis dan reflektif	1	2	3	4	5
12	Menggunakan literasi dini	1	2	3	4	5
13	Menggunakan literasi perpus	1	2	3	4	5
14	Menganalisis konten teks melalui cara berpikir HOTS	1	2	3	4	5
15	Menghubungkan pemahaman teks yang dibaca dengan realita	1	2	3	4	5

f) Alokasi Waktu

NO	PERNYATAAN	PERSETUJUAN				
		1	2	3	4	5
1	Membaca pada jam kosong	1	2	3	4	5
2	Membaca di perpustakaan pada saat istirahat berdasarkan jadwal yang sudah dibuat	1	2	3	4	5
3	Penambahan waktu secara proporsional sesuai tingkat kejenuhan siswa	1	2	3	4	5
4	Penambahan tugas kelompok baca berbasis portofolio	1	2	3	4	5
5	Membuat opini tertulis sebagai tanggapan pada bacaan (tugas) yang diberikan guru	1	2	3	4	5
6	Membaca di rumah, terkait dengan tugas yang diberikan oleh guru untuk menyelesaikan soal atau merangkum	1	2	3	4	5
7	Pengadaan event "weekly reading contest"	1	2	3	4	5
8	Penugasan mandiri berbasis pilot project baca dan summary dalam kelompok	1	2	3	4	5
9	Membuat klipings lalu menganalisis isinya	1	2	3	4	5
10	Memebaca setelah selesai mengerjakan tugas	1	2	3	4	5
11	Memberikan waktu tambahan untuk mengadakan brainstorming	1	2	3	4	5
12	Penambahan alokasi waktu dari 15 menit menjadi 45 menit	1	2	3	4	5

g) Monitoring

NO	PERNYATAAN	PERSETUJUAN				
		1	2	3	4	5
1	Ada buku penghubung antara guru dan orang tua untuk mengecek tugas yang diberikan oleh guru	1	2	3	4	5
2	Berkolaborasi dengan orang tua untuk memonitor kegiatan membaca di rumah	1	2	3	4	5
3	Grup WA/WhatsApp guru dan orang tua	1	2	3	4	5
4	Mengisi tabel penilaian diri terhadap ketrampilan literasi dan kolaborasi	1	2	3	4	5
5	Tersedia buku tentang perkembangan kemampuan literasi siswa	1	2	3	4	5
6	Buku evaluasi	1	2	3	4	5
7	Ada jurnal membaca siswa	1	2	3	4	5
8	Monitoring teman sebaya	1	2	3	4	5
9	Membuat tabel observasi kerja kelompok	1	2	3	4	5
10	Catatan anekdot	1	2	3	4	5
11	Rapat triwulan antara guru dan orang tua	1	2	3	4	5

NO	PERNYATAAN	PERSETUJUAN				
		1	2	3	4	5
12	Pemberian resitasi berbasis portofolio dalam menanggapi bacaan	1	2	3	4	5
13	Tersedia buku tentang perkembangan kemampuan literasi siswa	1	2	3	4	5
14	Memberi tugas mengerjakan di rumah	1	2	3	4	5

h) Sumber Belajar

NO	PERNYATAAN	PERSETUJUAN				
		1	2	3	4	5
1	Kumpulan biografi tokoh pahlawan nasional	1	2	3	4	5
2	Majalah anak dan koran terkait permasalahan sosial	1	2	3	4	5
3	Al-Qur'anul Karim dan terjemahan	1	2	3	4	5
4	Kumpulan Hadits	1	2	3	4	5
5	Pemberian akses internet	1	2	3	4	5
6	Intisari Bahasa Indonesia untuk SD/MI	1	2	3	4	5
7	Rangkuman Pengetahuan Alam untuk SD/MI	1	2	3	4	5
8	Rangkuman Pengetahuan Umum untuk SD/MI	1	2	3	4	5
9	Rangkuman Rumus Matematika untuk SD/MI	1	2	3	4	5
10	Peta, atlas dan Globe	1	2	3	4	5
11	Kamus bahasa	1	2	3	4	5
12	Buku terjemahan akhlaqul lil Banin	1	2	3	4	5
13	Kumpulan doa harian dan tuntunan ibadah praktis	1	2	3	4	5
14	Buku tentang motivasi belajar	1	2	3	4	5
15	Kumpulan puisi dan pantun	1	2	3	4	5
16	Buku-buku ensiklopedi	1	2	3	4	5
17	Kumpulan Soal Ujian Akhir Madrasah/Sekolah	1	2	3	4	5
18	Cerita tentang kisah para nabi dan tokoh-tokoh Islam	1	2	3	4	5
19	Komik	1	2	3	4	5
20	Al-Ta'limual-Muta'allimu	1	2	3	4	5
21	Intisari semua tema dan atau mapel ke dalam sebuah game anak	1	2	3	4	5
22	Handbook dari guru yang berisi karangannya berbasis kearifan lokal	1	2	3	4	5

APENDIX

A. OUTPUT ANALISIS SEM MODEL PEMBELAJARAN LITERASI MEMBACA UNTUK KELAS RENDAH

Analysis Summary

Number of variables in your model: 12
 Number of observed variables: 8
 Number of unobserved variables: 4
 Number of exogenous variables: 8
 Number of endogenous variables: 4

	Weights	Covariances	Variances	Means	Intercepts	Total
Fixed	4	0	0	0	0	4
Labeled	0	0	0	0	0	0
Unlabeled	9	6	8	0	0	23
Total	13	6	8	0	0	27

Variable	min	max	skew	c.r.	kurtosis	c.r.
TIME	70.000	75.000	-1.640	-.694	7.711	.739
EXPERIEN	49.000	51.000	.000	.000	47.000	.938
MATERIAL	31.000	61.000	-9.210	-.598	86.492	.550
OBJECTIV	65.000	76.000	1.210	.940	22.774	.487
MONITORI	54.000	57.000	-6.145	-.089	64.160	.967
RESOURCE	32.000	39.000	-5.687	-.216	43.284	.353
STRATEGY	33.000	37.000	.000	.000	47.000	.938
PROCEDUR	33.000	36.000	6.145	.089	64.160	.967
Multivariate					415.528	.252

Observation number	Mahalanobis d-squared	p1	p2
26	98.108	.000	.000
42	95.431	.000	.000
27	95.431	.000	.000
20	79.597	.000	.000
40	59.234	.000	.000
24	53.425	.000	.000
9	52.434	.000	.000
30	52.434	.000	.000
99	34.147	.000	.000
41	28.550	.000	.000
7	21.389	.006	.000
94	18.221	.020	.000
80	18.221	.020	.000
6	8.764	.363	1.000
10	7.877	.446	1.000
74	6.007	.646	1.000
31	5.014	.756	1.000
86	1.949	.983	1.000
4	1.746	.988	1.000

Observation number	Mahalanobis d-squared	p1	p2
8	.903	.999	1.000
71	.903	.999	1.000
72	.903	.999	1.000
73	.903	.999	1.000
75	.903	.999	1.000
76	.903	.999	1.000
77	.903	.999	1.000
78	.903	.999	1.000
79	.903	.999	1.000
81	.903	.999	1.000
82	.903	.999	1.000
83	.903	.999	1.000
84	.903	.999	1.000
85	.903	.999	1.000
87	.903	.999	1.000
88	.903	.999	1.000
89	.903	.999	1.000
90	.903	.999	1.000
91	.903	.999	1.000
92	.903	.999	1.000
93	.903	.999	1.000
95	.903	.999	1.000
97	.903	.999	1.000
98	.903	.999	1.000
100	.903	.999	1.000
25	.722	.999	1.000
28	.722	.999	1.000
29	.722	.999	1.000
32	.722	.999	1.000
33	.722	.999	1.000
34	.722	.999	1.000
35	.722	.999	1.000
36	.722	.999	1.000
37	.722	.999	1.000
38	.722	.999	1.000
39	.722	.999	1.000
43	.722	.999	1.000
44	.722	.999	1.000
45	.722	.999	1.000
46	.722	.999	1.000
47	.722	.999	1.000
48	.722	.999	1.000
49	.722	.999	1.000
50	.722	.999	1.000
51	.722	.999	1.000
52	.722	.999	1.000
53	.722	.999	1.000
54	.722	.999	1.000

Observation number	Mahalanobis d-squared	p1	p2
55	.722	.999	1.000
56	.722	.999	1.000
57	.722	.999	1.000
58	.722	.999	1.000
59	.722	.999	1.000
60	.722	.999	1.000
61	.722	.999	1.000
62	.722	.999	1.000
63	.722	.999	1.000
64	.722	.999	1.000
65	.722	.999	1.000
66	.722	.999	1.000
67	.722	.999	1.000
68	.722	.999	1.000
69	.722	.999	1.000
70	.722	.999	1.000
96	.722	.999	1.000
23	.659	1.000	1.000
22	.659	1.000	1.000
21	.659	1.000	1.000
19	.659	1.000	1.000
18	.659	1.000	1.000
17	.659	1.000	1.000
16	.659	1.000	1.000
15	.659	1.000	1.000
14	.659	1.000	1.000
13	.659	1.000	1.000
12	.659	1.000	1.000
11	.659	1.000	1.000
5	.659	1.000	1.000
3	.659	1.000	1.000
2	.659	1.000	.999
1	.659	1.000	.963

	TIME	EXPERI EN	MATER IAL	OBJEC TIV	MONIT ORI	RESOU RCE	STRATE GY	PROCE DUR
TIME	.390							
EXPERI EN	.010	.020						
MATERI AL	-	.000	8.880					
OBJECT IV	.035	.030	-.111	1.129				
MONIT ORI	-	.000	.000	.000	.050			
RESOUR CE	.015	.000	1.449	.009	-.001	.387		
STRATE GY	.020	.000	.580	.000	.000	.100	.080	

	TI ME	EXPERI EN	MATER IAL	OBJEC TIV	MONIT ORI	RESOU RCE	STRATE GY	PROCE DUR
PROCED UR	- .015	.000	.310	-.080	.000	.051	.020	.050
	TI ME	EXPERI EN	MATER IAL	OBJEC TIV	MONIT ORI	RESOU RCE	STRATE GY	PROCE DUR
TIME	1.00 0							
EXPERI EN	.113	1.000						
MATERI AL	-.027	.000	1.000					
OBJECT IV	.053	.200	-.035	1.000				
MONIT ORI	-.035	.000	.000	-.001	1.000			
RESOUR CE	-.037	.000	.781	.013	-.004	1.000		
STRATE GY	-.113	.000	.688	.000	.000	.568	1.000	
PROCED UR	-.108	.000	.466	-.336	.002	.363	.317	1.000

Number of distinct sample moments: 36

Number of distinct parameters to be estimated: 23

Degrees of freedom (36 - 23): 13

	Estimate	S.E.	C.R.	P	Label
RESOURCE <--- MONITORI	-.010	.280	-.036	.971	par_7
STRATEGY <--- OBJECTIV	.007	.020	.339	.734	par_1
STRATEGY <--- MATERIAL	.060	.011	5.447	***	par_2
STRATEGY <--- EXPERIEN	.012	.148	.079	.937	par_3
STRATEGY <--- TIME	-.043	.033	-1.318	.188	par_4
STRATEGY <--- MONITORI	-.004	.091	-.040	.968	par_5
STRATEGY <--- RESOURCE	.032	.053	.617	.538	par_8
PROCEDUR <--- STRATEGY	.129	.089	1.446	.148	par_6
PROCEDUR <--- RESOURCE	.097	.040	2.404	.016	par_9

	Estimate
RESOURCE <--- MONITORI	-.004
STRATEGY <--- OBJECTIV	.026
STRATEGY <--- MATERIAL	.654
STRATEGY <--- EXPERIEN	.006
STRATEGY <--- TIME	-.099
STRATEGY <--- MONITORI	-.003
STRATEGY <--- RESOURCE	.074
PROCEDUR <--- STRATEGY	.161
PROCEDUR <--- RESOURCE	.277

	Estimate	S.E.	C.R.	P	Label
MATERIAL <--> EXPERIEN	.000	.042	.000	1.000	par_10

	Estimate	S.E.	C.R.	P	Label
OBJECTIV <--> MATERIAL	-.111	.318	-.347	.728	par_11
EXPERIEN <--> TIME	.010	.009	1.120	.263	par_12
MATERIAL <--> TIME	-.050	.187	-.266	.790	par_13
OBJECTIV <--> EXPERIEN	.030	.015	1.948	.051	par_14
OBJECTIV <--> TIME	.035	.067	.529	.597	par_15

	Estimate
MATERIAL <--> EXPERIEN	.000
OBJECTIV <--> MATERIAL	-.035
EXPERIEN <--> TIME	.113
MATERIAL <--> TIME	-.027
OBJECTIV <--> EXPERIEN	.200
OBJECTIV <--> TIME	.053

	Estimate	S.E.	C.R.	P	Label
OBJECTIV	1.129	.160	7.036	***	par_16
MATERIAL	8.880	1.262	7.036	***	par_17
EXPERIEN	.020	.003	7.036	***	par_18
TIME	.390	.055	7.036	***	par_19
e1	.050	.007	7.036	***	par_20
e4	.387	.055	7.036	***	par_21
e2	.041	.006	7.036	***	par_22
e3	.042	.006	7.036	***	par_23

	Estimate
MONITORI	.000
RESOURCE	.000
STRATEGY	.446
PROCEDUR	.109

	TI ME	EXPERI EN	MATER IAL	OBJEC TIV	MONIT ORI	RESOU RCE	STRATE GY	PROCE DUR
TIME	.390							
EXPERI EN	.010	.020						
MATERI AL	-.050	.000	8.880					
OBJECT IV	.035	.030	-.111	1.129				
MONIT ORI	.000	.000	.000	.000	.050			
RESOUR CE	.000	.000	.000	.000	-.001	.387		
STRATE GY	-.020	.000	.533	.000	.000	.013	.074	
PROCE DUR	-.003	.000	.069	.000	.000	.039	.011	.048

	TI ME	EXPERI EN	MATER IAL	OBJEC TIV	MONIT ORI	RESOU RCE	STRATE GY	PROCE DUR
TIME	1.00 0							
EXPERI EN	.113	1.000						
MATERI AL	- .027	.000	1.000					
OBJECT IV	.053	.200	-.035	1.000				
MONIT ORI	.000	.000	.000	.000	1.000			
RESOUR CE	.000	.000	.000	.000	-.004	1.000		
STRATE GY	- .115	.000	.656	-.001	-.003	.074	1.000	
PROCE DUR	- .018	.000	.105	.000	-.002	.289	.181	1.000

	TI ME	EXPERI EN	MATER IAL	OBJEC TIV	MONIT ORI	RESOU RCE	STRATE GY	PROCE DUR
TIME	.390							
EXPERI EN	.010	.020						
MATERI AL	- .050	.000	8.880					
OBJECT IV	.035	.030	-.111	1.129				
MONIT ORI	.000	.000	.000	.000	.050			
RESOUR CE	.000	.000	.000	.000	-.001	.387		
STRATE GY	- .020	.000	.533	.000	.000	.013	.074	
PROCE DUR	- .003	.000	.069	.000	.000	.039	.011	.048

	TI ME	EXPERI EN	MATER IAL	OBJEC TIV	MONIT ORI	RESOU RCE	STRATE GY	PROCE DUR
TIME	1.00 0							
EXPERI EN	.113	1.000						
MATERI AL	- .027	.000	1.000					
OBJECT IV	.053	.200	-.035	1.000				
MONIT ORI	.000	.000	.000	.000	1.000			
RESOUR CE	.000	.000	.000	.000	-.004	1.000		
STRATE	-	.000	.656	-.001	-.003	.074	1.000	

	TI ME	EXPERI EN	MATER IAL	OBJEC TIV	MONIT ORI	RESOU RCE	STRATE GY	PROCE DUR
GY PROCE DUR	.115 - .018	.000	.105	.000	-.002	.289	.181	1.000

	TI ME	EXPERI EN	MATER IAL	OBJEC TIV	MONIT ORI	RESOU RCE	STRATE GY	PROCE DUR
TIME	.000							
EXPERI EN	.000	.000						
MATERI AL	.000	.000	.000					
OBJECT IV	.000	.000	.000	.000				
MONIT ORI	- .005	.000	.000	.000	.000			
RESOUR CE	- .015	.000	1.449	.009	.000	.000		
STRATE GY	.000	.000	.047	.000	.000	.087	.006	
PROCE DUR	- .013	.000	.242	-.080	.000	.011	.009	.002

	TI ME	EXPERI EN	MATER IAL	OBJEC TIV	MONIT ORI	RESOU RCE	STRATE GY	PROCE DUR
TIME	.000							
EXPERI EN	.000	.000						
MATERI AL	.000	.000	.000					
OBJECT IV	.000	.000	.000	.000				
MONIT ORI	- .350	.000	-.003	-.013	.000			
RESOUR CE	- .371	.000	7.772	.128	.000	.000		
STRATE GY	- .026	.000	.481	.010	.032	5.112	.537	
PROCE DUR	- .919	.000	3.677	-3.418	.036	.791	1.518	.337

||

	TIM E	EXPERIE N	MATERI AL	OBJECTI V	MONITO RI	RESOUR CE	STRATEG Y
RESOURC E	.000	.000	.000	.000	-.010	.000	.000
STRATEG Y	-.043	.012	.060	.007	-.004	.032	.000
PROCEDU	-.006	.002	.008	.001	-.001	.101	.129

	TIM E	EXPERIE N	MATERI AL	OBJECTI V	MONITO RI	RESOUR CE	STRATEG Y
R							

	TIM E	EXPERIE N	MATERI AL	OBJECTI V	MONITO RI	RESOUR CE	STRATEG Y
RESOURC E	.000	.000	.000	.000	-.004	.000	.000
STRATEG Y	-.099	.006	.654	.026	-.003	.074	.000
PROCEDU R	-.016	.001	.105	.004	-.002	.289	.161

	TIM E	EXPERIE N	MATERI AL	OBJECTI V	MONITO RI	RESOUR CE	STRATEG Y
RESOURC E	.000	.000	.000	.000	-.010	.000	.000
STRATEG Y	-.043	.012	.060	.007	-.004	.032	.000
PROCEDU R	.000	.000	.000	.000	.000	.097	.129

	TIM E	EXPERIE N	MATERI AL	OBJECTI V	MONITO RI	RESOUR CE	STRATEG Y
RESOURC E	.000	.000	.000	.000	-.004	.000	.000
STRATEG Y	-.099	.006	.654	.026	-.003	.074	.000
PROCEDU R	.000	.000	.000	.000	.000	.277	.161

	TIM E	EXPERIE N	MATERI AL	OBJECTI V	MONITO RI	RESOUR CE	STRATEG Y
RESOURC E	.000	.000	.000	.000	.000	.000	.000
STRATEG Y	.000	.000	.000	.000	.000	.000	.000
PROCEDU R	-.006	.002	.008	.001	-.001	.004	.000

	TIM E	EXPERIE N	MATERI AL	OBJECTI V	MONITO RI	RESOUR CE	STRATEG Y
RESOURC E	.000	.000	.000	.000	.000	.000	.000
STRATEG Y	.000	.000	.000	.000	.000	.000	.000
PROCEDU R	-.016	.001	.105	.004	-.002	.012	.000

	M.I.	Par Change
e4 <--> MATERIAL	60.448	1.448

	p	p	p	p	p	p	p	p	p	P	P	P	P	P	P	P	P	P	P	P	P	P	
	a	a	a	a	a	a	a	a	a	a	a	a	a	a	a	a	a	a	a	a	a	a	a
	r	r	r	r	r	r	r	r	r	r	r	r	r	r	r	r	r	r	r	r	r	r	r
	$\bar{1}$	$\bar{2}$	$\bar{3}$	$\bar{4}$	$\bar{5}$	$\bar{6}$	$\bar{7}$	$\bar{8}$	$\bar{9}$	$\bar{10}$	$\bar{11}$	$\bar{12}$	$\bar{13}$	$\bar{14}$	$\bar{15}$	$\bar{16}$	$\bar{17}$	$\bar{18}$	$\bar{19}$	$\bar{20}$	$\bar{21}$	$\bar{22}$	$\bar{23}$
1																							
4																							

B. OUTPUT ANALISIS SEM MODEL PEMBELAJARAN LITERASI MEMBACA UNTUK KELAS TINGGI

Analysis Summary

Number of variables in your model: 12
 Number of observed variables: 8
 Number of unobserved variables: 4
 Number of exogenous variables: 8
 Number of endogenous variables: 4

	Weights	Covariances	Variances	Means	Intercepts	Total
Fixed	4	0	0	0	0	4
Labeled	0	0	0	0	0	0
Unlabeled	9	6	8	0	0	23
Total	13	6	8	0	0	27

Variable	min	max	skew	c.r.	kurtosis	c.r.
TIME	67.000	75.000	-.934	-.813	18.012	.766
EXPERIEN	46.000	58.000	-5.822	-.769	59.580	.618
OBJECTIV	62.000	68.000	-3.211	-.111	15.784	.219
MATERIAL	69.000	78.000	.905	.695	-1.025	-.093
MONITORI	56.000	61.000	-6.575	-.842	45.213	.291
ESOURCES	88.000	93.000	.191	.779	-1.941	-.963
SRATEGY	43.000	47.000	-8.477	-.607	74.946	.983
PROSEDUR	52.000	55.000	-4.082	-.667	47.000	.938
Multivariate					244.191	.525

Observation number	Mahalanobis d-squared	p1	p2
28	69.316	.000	.000
60	69.701	.000	.000
19	69.232	.000	.000
13	62.672	.000	.000
72	47.011	.000	.000

Observation number	Mahalanobis d-squared	p1	p2
29	39.306	.000	.000
37	29.900	.000	.000
27	29.020	.000	.000
31	28.849	.000	.000
25	24.202	.002	.000
40	23.966	.002	.000
42	18.352	.019	.000
87	14.075	.080	.055
30	10.397	.238	.995
86	9.690	.287	1.000
32	8.587	.378	1.000
15	7.000	.537	1.000
56	6.942	.543	1.000
26	6.805	.558	1.000
90	6.670	.573	1.000
36	5.715	.679	1.000
96	5.293	.726	1.000
80	5.125	.744	1.000
43	4.012	.856	1.000
41	4.012	.856	1.000
39	4.012	.856	1.000
38	4.012	.856	1.000
35	4.012	.856	1.000
34	4.012	.856	1.000
33	4.012	.856	1.000
7	2.829	.945	1.000
22	2.829	.945	1.000
44	2.708	.951	1.000
45	2.708	.951	1.000
46	2.708	.951	1.000
47	2.708	.951	1.000
48	2.708	.951	1.000
49	2.708	.951	1.000
50	2.708	.951	1.000
51	2.708	.951	1.000
52	2.708	.951	1.000
53	2.708	.951	1.000
54	2.708	.951	1.000
55	2.708	.951	1.000
57	2.708	.951	1.000
58	2.708	.951	1.000
59	2.708	.951	1.000
61	2.708	.951	1.000
62	2.708	.951	1.000
63	2.708	.951	1.000
64	2.708	.951	1.000

Observation number	Mahalanobis d-squared	p1	p2
65	2.708	.951	1.000
66	2.708	.951	1.000
67	2.708	.951	1.000
68	2.708	.951	1.000
69	2.708	.951	1.000
70	2.708	.951	1.000
18	2.508	.961	1.000
21	2.508	.961	1.000
24	2.436	.965	1.000
10	2.310	.970	1.000
23	2.260	.972	1.000
20	2.260	.972	1.000
17	2.260	.972	1.000
16	2.260	.972	1.000
14	2.260	.972	1.000
12	2.260	.972	1.000
11	2.260	.972	1.000
6	2.260	.972	1.000
5	2.260	.972	1.000
4	2.260	.972	1.000
3	2.260	.972	1.000
2	2.260	.972	1.000
1	2.260	.972	1.000
8	1.186	.997	1.000
71	1.186	.997	1.000
73	1.186	.997	1.000
74	1.186	.997	1.000
75	1.186	.997	1.000
76	1.186	.997	1.000
77	1.186	.997	1.000
78	1.186	.997	1.000
79	1.186	.997	1.000
81	1.186	.997	1.000
82	1.186	.997	1.000
83	1.186	.997	1.000
84	1.186	.997	1.000
85	1.186	.997	1.000
88	1.186	.997	1.000
89	1.186	.997	1.000
91	1.186	.997	1.000
92	1.186	.997	1.000
93	1.186	.997	1.000
94	1.186	.997	1.000
95	1.186	.997	1.000
97	1.186	.997	1.000
98	1.186	.997	1.000

Observation number	Mahalanobis d-squared	p1	p2
99	1.186	.997	.996
100	1.186	.997	.958
9	.933	.999	.873

	TIM E	EXPERIE N	OBJECTI V	MATERIA L	MONITO RI	ESOURCE S	SRATEG Y	PROSEDU R
TIME	.628							
EXPERIEN	.102	.829						
OBJECTIV	.038	-.051	.530					
MATERIA L	-.060	-.472	.590	7.638				
MONITO RI	.003	-.042	-.022	.097	.256			
ESOURCE S	-.363	-.332	.814	3.971	.036	6.012		
SRATEGY	.003	-.012	-.012	.097	.036	-.024	.176	
PROSEDU R	.020	.010	.000	.000	.000	.100	.000	.060

	TIM E	EXPERIE N	OBJECTI V	MATERIA L	MONITO RI	ESOURCE S	SRATEG Y	PROSEDU R
TIME	1.000							
EXPERIEN	.141	1.000						
OBJECTIV	.066	-.077	1.000					
MATERIA L	-.028	-.187	.293	1.000				
MONITO RI	.007	-.091	-.059	.069	1.000			
ESOURCE S	.187	-.149	.456	.586	.029	1.000		
SRATEGY	.009	-.031	-.038	.083	.171	-.024	1.000	
PROSEDU R	.103	.045	.000	.000	.000	.166	.000	1.000

Number of distinct sample moments: 36

Number of distinct parameters to be estimated: 23

Degrees of freedom (36 - 23): 13

	Estimate	S.E.	C.R.	P	Label
ESOURCES <--- MONITORI	.139	.486	.285	.775	par_11
SRATEGY <--- MATERIAL	.021	.019	1.098	.272	par_1
SRATEGY <--- ESOURCES	-.017	.023	-.733	.464	par_2
SRATEGY <--- MONITORI	.135	.082	1.639	.101	par_9
SRATEGY <--- TIME	-.002	.055	-.044	.965	par_12
SRATEGY <--- OBJECTIV	-.013	.065	-.206	.837	par_13
SRATEGY <--- EXPERIEN	-.003	.047	-.065	.948	par_14
PROSEDUR <--- ESOURCES	.017	.010	1.681	.093	par_10

	Estimate	S.E.	C.R.	P	Label
PROSEDUR <--- SRATEGY	.002	.058	.040	.968	par_15

	Estimate
ESOURCES <--- MONITORI	.029
SRATEGY <--- MATERIAL	.135
SRATEGY <--- ESOURCES	-.098
SRATEGY <--- MONITORI	.162
SRATEGY <--- TIME	-.004
SRATEGY <--- OBJECTIV	-.023
SRATEGY <--- EXPERIEN	-.007
PROSEDUR <--- ESOURCES	.167
PROSEDUR <--- SRATEGY	.004

	Estimate	S.E.	C.R.	P	Label
MATERIAL <--> OBJECTIV	.590	.211	2.797	.005	par_3
MATERIAL <--> EXPERIEN	-.472	.257	-1.833	.067	par_4
EXPERIEN <--> TIME	.101	.073	1.386	.166	par_5
MATERIAL <--> TIME	-.060	.220	-.275	.783	par_6
OBJECTIV <--> TIME	.038	.058	.654	.513	par_7
OBJECTIV <--> EXPERIEN	-.051	.067	-.760	.447	par_8

	Estimate
MATERIAL <--> OBJECTIV	.293
MATERIAL <--> EXPERIEN	-.187
EXPERIEN <--> TIME	.141
MATERIAL <--> TIME	-.028
OBJECTIV <--> TIME	.066
OBJECTIV <--> EXPERIEN	-.077

	Estimate	S.E.	C.R.	P	Label
MATERIAL	7.638	1.086	7.036	***	par_16
OBJECTIV	.530	.075	7.036	***	par_17
EXPERIEN	.829	.118	7.036	***	par_18
TIME	.627	.089	7.036	***	par_19
e1	.256	.036	7.036	***	par_20
e4	6.007	.854	7.036	***	par_21
e2	.169	.024	7.036	***	par_22
e3	.058	.008	7.036	***	par_23

	Estimate
MONITORI	.000
ESOURCES	.001
SRATEGY	.052
PROSEDUR	.028

	TIM E	EXPERIE N	OBJECTI V	MATERIA L	MONITO RI	ESOURCE S	SRATEG Y	PROSEDU R
TIME	.627							
EXPERIEN	.101	.829						
OBJECTIV	.038	-.051	.530					
MATERIA L	- .060	-.472	.590	7.638				
MONITO RI	.000	.000	.000	.000	.256			
ESOURCE S	.000	.000	.000	.000	.036	6.012		
SRATEGY	- .004	-.012	.005	.151	.034	-.097	.178	
PROSEDU R	.000	.000	.000	.000	.001	.100	-.001	.060

	TIM E	EXPERIE N	OBJECTI V	MATERIA L	MONITO RI	ESOURCE S	SRATEG Y	PROSEDU R
TIME	1.00 0							
EXPERIEN	.141	1.000						
OBJECTIV	.066	-.077	1.000					
MATERIA L	- .028	-.187	.293	1.000				
MONITO RI	.000	.000	.000	.000	1.000			
ESOURCE S	.000	.000	.000	.000	.029	1.000		
SRATEGY	- .011	-.031	.017	.129	.159	-.094	1.000	
PROSEDU R	.000	.000	.000	.001	.005	.166	-.012	1.000

	TIM E	EXPERIE N	OBJECTI V	MATERIA L	MONITO RI	ESOURCE S	SRATEG Y	PROSEDU R
TIME	.627							
EXPERIEN	.101	.829						
OBJECTIV	.038	-.051	.530					
MATERIA L	- .060	-.472	.590	7.638				
MONITO RI	.000	.000	.000	.000	.256			
ESOURCE S	.000	.000	.000	.000	.036	6.012		
SRATEGY	- .004	-.012	.005	.151	.034	-.097	.178	
PROSEDU R	.000	.000	.000	.000	.001	.100	-.001	.060

	TIM E	EXPERIE N	OBJECTI V	MATERIA L	MONITO RI	ESOURCE S	SRATEG Y	PROSEDU R
TIME	1.000							
EXPERIEN	.141	1.000						
OBJECTIV	.066	-.077	1.000					
MATERIA L	-.028	-.187	.293	1.000				
MONITO RI	.000	.000	.000	.000	1.000			
ESOURCE S	.000	.000	.000	.000	.029	1.000		
SRATEGY	-.011	-.031	.017	.129	.159	-.094	1.000	
PROSEDU R	.000	.000	.000	.001	.005	.166	-.012	1.000

	TIM E	EXPERIE N	OBJECTI V	MATERIA L	MONITO RI	ESOURCE S	SRATEG Y	PROSEDU R
TIME	.000							
EXPERIEN	.000	.000						
OBJECTIV	.000	.000	.000					
MATERIA L	.000	.000	.000	.000				
MONITO RI	.003	-.042	-.022	.097	.000			
ESOURCE S	-.363	-.332	.814	3.971	.000	.000		
SRATEGY	.007	.000	-.017	-.054	.002	.073	-.002	
PROSEDU R	.020	.010	.000	.000	-.001	.000	.001	.000

	TIME	EXPERIE N	OBJECTI V	MATERI AL	MONITO RI	ESOURCE S	SRATEG Y	PROSEDU R
TIME	.000							
EXPERIEN	.000	.000						
OBJECTIV	.000	.000	.000					
MATERIA L	.000	.000	.000	.000				
MONITO RI	.074	-.902	-.583	.687	.000			
ESOURCE S	1.859	-1.480	4.533	5.831	.000	.000		
SRATEGY	.195	.000	-.541	-.459	.110	.696	-.072	
PROSEDU R	1.026	.447	-.001	-.005	-.054	.003	.116	.001



Iteration	Negative eigenvalues	Condition #	Smallest eigenvalue	Diameter	F	NTries	Ratio
0	e	0	8.357	9999.000	95.442	0	9999.000
1	e	0	9.725	.428	77.014	2	.000
2	e	0	6.010	.239	70.243	1	1.104
3	e	0	5.707	.083	69.830	1	1.068
4	e	0	5.752	.011	69.825	1	1.010
5	e	0	5.620	.000	69.825	1	1.000

	p	p	p	p	p	p	p	p	p	p	p	p	p	p	p	p	p	p	p	p	p	p
	a	a	a	a	a	a	a	a	a	a	a	a	a	a	a	a	a	a	a	a	a	a
	r	r	r	r	r	r	r	r	r	r	r	r	r	r	r	r	r	r	r	r	r	r
	-	-	-	-	-	-	-	-	-	-	-	-	-	-	-	-	-	-	-	-	-	-
	1	2	3	4	5	6	7	8	9	1	1	1	1	1	1	1	1	1	1	2	2	2
	0	0	0	0	0	0	0	0	0	1	1	2	3	4	5	6	7	8	9	0	1	2
p	.																					
a	0																					
r	0																					
-	0																					
1		.																				
p		0	.																			
a		0	0	.																		
r		0	0	0	.																	
-		0	1																			
2				.																		
p				0	.																	
a				0	0	.																
r				0	0	4	.															
-				0	0	4		.														
3					.																	
p					0	.																
a					0	0	.															
r					0	0	0	.														
-					0	0	0	6	.													
4						7	6		.													
p							.															
a							0	.														
r							0	0	.													
-							0	0	5	.												
5								.														
p									0	.												
a									0	4	.											
r									0	0	8	.										
-									0	0	8		.									
6												.										
p													0	.								
a													0	0	.							
r													0	0	0	.						
-													0	0	0	0	.					
7													0	0	0	1	0	4	3			

	p a r - 1	p a r - 2	p a r - 3	p a r - 4	p a r - 5	p a r - 6	p a r - 7	p a r - 8	p a r - 9	p a r - 0	p a r - 1	p a r - 2	p a r - 3	p a r - 4	p a r - 5	p a r - 6	p a r - 7	p a r - 8	p a r - 9	p a r - 0	p a r - 1	p a r - 2	p a r - 2	p a r - 2	p a r - 3	
r - 1	4	6	.	7	.	5	5	8	.	4	2	0	3	0												
4	9	7	7	9	2	5	5	5	5	1	9	0	1	0												
p a r - 1	1		4	2	0		0		1	1	0	8														
5			5		3				2																	
p a r - 1	-	.	2	1	1
5	3	3	.	7	.	2	4	6	.	2	2	0	1	0	0	0	0	0	0	0	0	0	0	0	0	
p a r - 1	0	0	6	9	0	7	3	0	3	4	7	5	8	7	0											
6	1	9	8	7	6	6	6	1	1	5	9															
p a r - 1	7	7	6	6	6	6	6	7	6	7	6	7	7	7	7											
6
p a r - 1	0	0	9	8	9	8	9	0	8	0	3	0	0	0	0	0	0	0	0	0	0	0	0	0	0	
6	6	0	8	8	0	8	6	6	1	0	4	9	5	2	4											
p a r - 1	6	6	-	3	4	2	5	5	3	6	.	5	5	6	5	-	
7	5	9	3	7	0	5	4	4	5	7	7	7	4	0	5	6	0	0	0	0	0	0	0	0	0	
p a r - 1	6	4	0	0	6	6	2	8	4	5	9	2	6	1	5	5	7	0								
7	3	1	6	6	7	1	3	2	1	7	5	1	4	1	9	0										
p a r - 1	6	7	1	4	5	3	5	6	4	6	1	6	6	6	6	-	2	
8	
p a r - 1	7	0	0	2	7	5	9	2	8	8	3	4	2	5	2	2	1	0	0	0	0	0	0	0	0	
8	6	5	0	0	0	9	5	3	8	0	9	1	1	2	9	9	1									
p a r - 1	6	6	.	4	5	2	5	6	4	6	.	6	5	6	5	-	
9	.	.	1	0	0	8	7	1	0	8	9	0	8	2	8	6	8	0	0	0	0	0	0	0	0	
p a r - 1	5	9	6	2	7	5	9	2	5	0	8	2	0	6	8	4	3	3	7	0						
9	9	4	5	9	5	8	0	4	7	7	8	1	8	0	2	6										
p a r - 2	5	6	-	2	1	1	3	4	1	6	.	3	3	4	3	-	-	-	-	-	-	-	-	-	-	
0	
p a r - 2	7	3	5	0	9	2	8	3	4	4	2	9	6	3	7	7	2	6	8	0	0	0	0	0	0	
0	4	3	8	2	4	0	4	5	8	9	1	9	1	3	8	6	2	3	2							
p a r - 2	7	7	6	7	6	6	6	7	6	7	5	7	7	7	7	-	6	6	6	6	6	6	6	6	6	
2	
	0	0	1	2	8	8	9	0	8	0	9	0	0	0	0	.	3	0	2	7						
	1	5	6	6	9	8	7	7	4	1	7	2	3	2	1	1	9	0	6	2	0	0	0	0	0	
	0	3	0	5	1	2	5	3	6	6	2	4	1	9	7	8	0	8	7	9						

Model	RMR	GFI	AGFI	PGFI
Default model	.681	.985	.981	.320
Saturated model	.000	1.000		
Independence model	.693	.824	.773	.641

	p a r	p a r	p a r	p a r	p a r	p a r	p a r	p a r	p a r	p a r	p a r	p a r	p a r	p a r	p a r	p a r	p a r	p a r	p a r	p a r	p a r	p a r	
	1	2	3	4	5	6	7	8	9	0	1	2	3	4	5	6	7	8	9	0	1	2	3
1										0													
p	4	5	-	2		1	2	3		5		2	2	3	2	-	-	-	-	-	-	-	-
a	8	5	1	4	8	0	0	0	3	0	8	6	6	2	6	8	5	4	9	0	8	0	0
r	6	7	9	7	5	3	8	9	5	6	2	6	3	6	6	7	6	9	6	0	3	0	0
-	9	5	8	9	6	2	3	5	3	2	9	1	8	1	8	9	0	5	5	5			
2																							

Model	NPAR	CMIN	DF	P	CMIN/DF
Default model	23	69.825	13	.000	3,371
Saturated model	36	.000	0		
Independence model	8	92.105	28	.000	3.289

p a r	1	3	-	2	-		1	-	3	-	1	1	1		-	-	-	-	-	-	-	-	
r	8	0	5	0	5	5	3	6	9	2	1	0	0	2	9	6	6	6	6	5	6	4	0
-	4	6	1	5	8	4	4	2	2	2	6	9	9	9	5	9	2	5	3	2	9	3	0
2	1	4	8	9	6	0	6	0	6	8	5	8	5	1	2	4	4	4	4	9	7	3	0
3																							

Model	NFI Delta1	RFI rho1	IFI Delta2	TLI rho2	CFI
Default model	.942	-.633	.282	.909	.914
Saturated model	1.000		1.000		1.000
Independence model	.000	.000	.000	.000	.000

Model	PRATIO	PNFI	PCFI
Default model	.464	.112	.053
Saturated model	.000	.000	.000
Independence model	1.000	.000	.000

Model	NCP	LO 90	HI 90
Default model	56.825	34.308	86.860
Saturated model	.000	.000	.000
Independence model	64.105	38.751	97.066

Model	FMIN	F0	LO 90	HI 90
Default model	.705	.574	.347	.877
Saturated model	.000	.000	.000	.000
Independence model	.930	.648	.391	.980

Model	RMSEA	LO 90	HI 90	PCLOSE
Default model	.210	.163	.260	.000
Independence model	.152	.118	.187	.000

Model	AIC	BCC	BIC	CAIC
Default model	115.825	120.425	175.744	198.744
Saturated model	72.000	79.200	165.786	201.786
Independence model	108.105	109.705	128.947	136.947

Model	ECVI	LO 90	HI 90	MECVI
Default model	1.170	.943	1.473	1.216
Saturated model	.727	.727	.727	.800
Independence model	1.092	.836	1.425	1.108

Model	HOELTER	HOELTER
	.05	.01
Default model	32	40
Independence model	45	52

Minimization: .016
 Miscellaneous: .375
 Bootstrap: .000
 Total: .391



KEPUTUSAN PEJABAT PEMBUAT KOMITMEN
DIREKTORAT PENDIDIKAN TINGGI KEAGAMAAN ISLAM
DIREKTORAT JENDERAL PENDIDIKAN ISLAM
KEMENTERIAN AGAMA
NOMOR 1968 TAHUN 2019

TENTANG
PENERIMA BANTUAN
PENELITIAN KOLABORASI INTERNASIONAL
TAHUN ANGGARAN 2019

DENGAN RAHMAT TUHAN YANG MAHA ESA

PEJABAT PEMBUAT KOMITMEN
DIREKTORAT PENDIDIKAN TINGGI KEAGAMAAN ISLAM
DIREKTORAT JENDERAL PENDIDIKAN ISLAM
KEMENTERIAN AGAMA,

- Menimbang : a. bahwa untuk meningkatkan kualitas dan partisipasi aktif sivitas akademika Perguruan Tinggi Keagamaan Islam dalam penelitian, perlu dilaksanakan program bantuan Penelitian Kolaborasi Internasional Tahun Anggaran 2019;
- b. bahwa nama-nama sebagaimana tercantum dalam Lampiran Keputusan ini dinilai memenuhi syarat dan ketentuan untuk menerima bantuan Penelitian Kolaborasi Internasional Tahun Anggaran 2019;
- c. bahwa berdasarkan pertimbangan sebagaimana dimaksud dalam huruf a dan huruf b, perlu menetapkan Keputusan Pejabat Pembuat Komitmen Direktorat Pendidikan Tinggi Keagamaan Islam Direktorat Jenderal Pendidikan Islam Kementerian Agama tentang Penerima Bantuan Penelitian Kolaborasi Internasional Tahun Anggaran 2019;
- Mengingat : 1. Undang-Undang Nomor 17 Tahun 2003 tentang Keuangan Negara (Lembaran Negara Republik Indonesia Tahun 2003 Nomor 47, Tambahan Lembaran Negara Republik Indonesia Nomor 4286);
2. Undang-Undang Nomor 14 Tahun 2005 tentang Guru dan Dosen (Lembaran Negara Republik Indonesia Tahun 2005 Nomor 157, Tambahan Lembaran Negara Republik Indonesia Nomor 4586);
3. Undang-Undang Nomor 12 Tahun 2012 tentang Pendidikan Tinggi (Lembaran Negara Republik Indonesia Tahun 2012 Nomor 158, Tambahan Lembaran Negara Republik Indonesia Nomor 5336);
4. Undang-Undang Nomor 12 Tahun 2018 tentang Anggaran Pendapatan dan Belanja Negara Tahun Anggaran 2019 (Lembaran Negara Republik Indonesia Tahun 2018 Nomor 223, Tambahan Lembaran Negara Republik Indonesia Nomor 6263);
5. Peraturan Pemerintah Nomor 37 Tahun 2009 tentang Dosen

(Lembaran Negara Republik Indonesia Tahun 2009 Nomor 76, Tambahan Lembaran Negara Republik Indonesia Nomor 5007);

6. Peraturan Pemerintah Nomor 45 Tahun 2013 tentang Tata Cara Pelaksanaan Anggaran Pendapatan dan Belanja Negara (Lembaran Negara Republik Indonesia Tahun 2013 Nomor 103, Tambahan Lembaran Negara Republik Indonesia Nomor 5423);
7. Peraturan Presiden Nomor 83 Tahun 2015 tentang Kementerian Agama (Lembaran Negara Republik Indonesia Tahun 2015 Nomor 168);
8. Peraturan Menteri Keuangan Nomor 190/PMK.05/2012 tentang Tata Cara Pelaksanaan Anggaran Pendapatan dan Belanja Negara (Berita Negara Republik Indonesia Tahun 2012 Nomor 1191);
9. Peraturan Menteri Agama Nomor 45 Tahun 2014 tentang Pejabat Perbendaharaan Negara pada Kementerian Agama (Berita Negara Republik Indonesia Tahun 2014 Nomor 1740) sebagaimana telah diubah dengan Peraturan Menteri Agama Nomor 63 Tahun 2016 tentang Perubahan atas Peraturan Menteri Agama Nomor 45 Tahun 2014 tentang Pejabat Perbendaharaan Negara pada Kementerian Agama (Berita Negara Republik Indonesia Tahun 2016 Nomor 2098);
10. Peraturan Menteri Agama Nomor 55 Tahun 2014 tentang Penelitian dan Pengabdian kepada Masyarakat (Berita Negara Republik Indonesia Tahun 2014 Nomor 1318);
11. Peraturan Menteri Keuangan Nomor 168/PMK.05/2015 tentang Mekanisme Pelaksanaan Anggaran Bantuan Pemerintah pada Kementerian Negara/Lembaga (Berita Negara Republik Indonesia Tahun 2015 Nomor 1340) sebagaimana telah diubah dengan Peraturan Menteri Keuangan Nomor 173/PMK.05/2016 tentang Perubahan atas Peraturan Menteri Keuangan Nomor 168/PMK.05/2015 tentang Mekanisme Pelaksanaan Anggaran Bantuan Pemerintah pada Kementerian Negara/Lembaga (Berita Negara Republik Indonesia Tahun 2016 Nomor 1745);
12. Peraturan Menteri Agama Nomor 67 Tahun 2015 tentang Bantuan Pemerintah pada Kementerian Agama (Berita Negara Republik Indonesia Tahun 2015 Nomor 1655) sebagaimana telah beberapa kali diubah terakhir dengan Peraturan Menteri Agama Nomor 62 Tahun 2016 tentang Perubahan Kedua atas Peraturan Menteri Agama Nomor 67 Tahun 2015 tentang Bantuan Pemerintah pada Kementerian Agama (Berita Negara Republik Indonesia Tahun 2016 Nomor 2097);
13. Peraturan Menteri Agama Nomor 42 Tahun 2016 tentang Organisasi dan Tata Kerja Kementerian Agama (Berita Negara Republik Indonesia Tahun 2016 Nomor 1495);
14. Peraturan Menteri Keuangan Nomor 32/PMK.02/2018 tentang Standar Biaya Masukan Tahun Anggaran 2019 (Berita Negara Republik Indonesia Tahun 2018 Nomor 511);
15. Peraturan Menteri Keuangan Nomor 69/PMK.02/2018 tentang Standar Biaya Keluaran Tahun Anggaran 2019

(Berita Negara Republik Indonesia Tahun 2018 Nomor 847);

16. Keputusan Direktur Jenderal Pendidikan Islam Nomor 5459 Tahun 2018 tentang Petunjuk Teknis Program Bantuan Penelitian, Publikasi Ilmiah, dan Pengabdian kepada Masyarakat Tahun Anggaran 2019;


MEMUTUSKAN:

- Menetapkan : KEPUTUSAN PEJABAT PEMBUAT KOMITMEN DIREKTORAT PENDIDIKAN TINGGI KEAGAMAAN ISLAM DIREKTORAT JENDERAL PENDIDIKAN ISLAM KEMENTERIAN AGAMA TENTANG PENERIMA DANA BANTUAN PENELITIAN KOLABORASI INTERNASIONAL TAHUN ANGGARAN 2019.
- KESATU : Menetapkan Penerima Dana Bantuan Penelitian Kolaborasi Internasional Tahun Anggaran 2019 sebagaimana tercantum dalam Lampiran yang merupakan bagian tidak terpisahkan dari Keputusan ini.
- KEDUA : Mekanisme pencairan dan penggunaan bantuan:
- Proses pencairan bantuan mengacu kepada peraturan perundang-undangan;
 - Penggunaan bantuan adalah untuk membantu sivitas akademika Perguruan Tinggi Keagamaan Islam dalam pelaksanaan peningkatan mutu penelitian pada PTKI;
 - Penggunaan bantuan dipertanggungjawabkan oleh penerima dana bantuan dan dilaporkan kepada Direktur Pendidikan Tinggi Keagamaan Islam; dan
 - Ketentuan-ketentuan lain berkenaan dengan pelaksanaan dan pelaporan mengacu kepada petunjuk teknis yang telah ditetapkan.
- KETIGA : Pemberian bantuan sebagaimana dimaksud dalam Diktum KESATU dibebankan pada Daftar Isian Pelaksanaan Anggaran (DIPA) Direktorat Jenderal Pendidikan Islam Kementerian Agama Tahun Anggaran 2019 Nomor: 025.04.1.426302/2019, 05 Desember 2018 dengan Kode Mata Anggaran Nomor 025.04.07.2132.050.514.004.E.521219.
- KEEMPAT : Keputusan ini mulai berlaku pada tanggal ditetapkan.

Ditetapkan di Jakarta
pada tanggal 08 April 2019

PEJABAT PEMBUAT KOMITMEN
DIREKTORAT PENDIDIKAN TINGGI
KEAGAMAAN ISLAM
DIREKTORAT JENDERAL PENDIDIKAN ISLAM,

Disahkan Oleh
DIREKTUR JENDERAL,



A. KAMARUDDIN AMIN



M. ARSKAL SALIM GP

LAMPIRAN

KEPUTUSAN PEJABAT PEMBUAT KOMITMEN
 DIREKTORAT PENDIDIKAN TINGGI KEAGAMAAN ISLAM
 DIREKTORAT JENDERAL PENDIDIKAN ISLAM
 Nomor: 1968 Tahun 2019 Tanggal: 08 April 2019
 Tentang

**PENERIMA BANTUAN PENELITIAN KOLABORASI INTERNASIONAL
 DIREKTORAT PENDIDIKAN TINGGI KEAGAMAAN ISLAM
 TAHUN 2019**

NO	ID REGISTRASI	PENGUSUL	JUDUL PROPOSAL	INSTITUSI	BESARAN BANTUAN (RP)
1	191010000027524	Edi Erwan Agus Suryawan	Effect of Coated-Leucine (King Techina Group, #20160822 or #20160823) Administration on Plasma Leucine Concentration, Plasma Metabolites and Growth Performance of Broiler Chicken	Universitas Islam Negeri Sulthan Syarif Kasim Riau	200.000.000
2	191010000027120	Nanang Nurcholis Noor Achmad Misbah Zulfa Elizabeth Syed Inayet Ali Zaidi	Indian Cultural Agents Network's Role in the Formation of Javanese Islam in the 13 Th - 17 Th Century (Historical and Cultural Political Perspective)	FAI Univ. Wahid Hasyim Semarang (UWH), Jawa Tengah	200.000.000
3	191010000026285	Azhar Arsyad Sitti Aisyah Chalik Azman	The Dynamics of Arabic and Muslims Contemporary Issues in France and Austria	Universitas Islam Negeri Alauddin Makassar	180.000.000
4	191010000011109	Zaki Ghufron Yanwar Pribadi Henk Schulte Nordholt	Indonesian Religious Communities in Europe: The Nahdlatul Ulama and Other Muslim Groups in Search of Influence	Universitas Islam Negeri Sultan Maulana Hasanuddin Banten	220.000.000
5	191010000027202	Iting Shofwati Catur Rosidati Farahwahid a Mohd Yusof	Islamic Sleeping Etiquette Practices to Reduce Sleeping Disorder Among Shift Workers in Indonesia and Malaysia	Universitas Islam Negeri Syarif Hidayatullah Jakarta	180.000.000

6	191010000026703	Najib Kailani	The Lived Experience of Disabled University Graduates in Finding Employment in Yogyakarta and Melbourne	Universitas Islam Negeri Sunan Kalijaga Yogyakarta	200.000.000
		Asep Jahidin			
		David Rose			
7	191010000012608	Abdul Fatah Idris	Material Analysis of Bauhinia Scandens and Micromorphology Using Sem-Eds Application Techniques	Universitas Islam Negeri Walisongo Semarang	170.000.000
		Lianah			
		Malcolm Wegener			
		Krisantini			
8	191010000011123	Tuti Kurniati	Characteristics and Bioactivity of Colostrum Kefir as Functional Food	Universitas Islam Negeri Sunan Gunung Djati Bandung	180.000.000
		Neneng Windayani			
		Yaya Rukayadi			
9	191010000026341	Yuli Yasin	دور الوقف في تحقيق التنمية المستدامة، دراسة مقارنة بين تجربة إندونيسيا وتركيا والسعودية	IAIN Pekalongan	175.000.000
		Muhammad Irfan Helmy			
		Zawawi			
		Mehmet Toprak			
10	191010000026908	Sukendar	Women Access to Justice: Mediation for Domestic Violence Cases in Indonesia and Australia	Universitas Islam Negeri Walisongo Semarang	180.000.000
		Priyambudi Sulistiyanto			
		Muhammad Saifullah			
		A. Hasan Asy'ari Ulama'i			
		Luthfi Rahman			
		A. Fauzan Hidayatullah			
11	191010000011563	Fatma Dian Pratiwi	The Millennials and Cyber Religion (Comparative Study Between Indonesia and Turkey on how Millennials Use Social Media for Religious Practices)	Universitas Islam Negeri Sunan Kalijaga Yogyakarta	160.000.000
		Sulistya ningsih			
12	191010000012922	Septi Gumiandari	The Implementation of Science and Islam Integration in Curriculum Development in Indonesia, Malaysia and Brunei	IAIN Syekh Nurjati Cirebon	180.000.000
		Uswatun Hasanah			


13	191010000027193	Ribut Wahyudi	The Discursive Constructions of Hybrid Identities of Islamic Education Teachers and Lecturers as a Way to be Australian and Austrian Moslems	Universitas Islam Negeri Maulana Malik Ibrahim Malang	170.000.000
		M. Zainuddin			
		Arif Zamhari			
		Salim Alwan Al-Husainiy			
		Eva Kepplinger			
14	191010000012308	Ahmad Wira	Exploration Study of Local Wisdom: Islam Nusantara and Islam Hadhari in Indonesia-Malaysia	Universitas Islam Negeri Imam Bonjol Padang	170.000.000
		Reza Fahmi			
		Syafruddin Nurdin			
		Prima Aswirna			
		Ulfatmi			
15	191010000013250	M. Khusna Amal	Islamist Populism and Indonesian Democratic Problems in Post-New Order Era: A Perspective of Indonesianists and Indonesian Muslim Intellectuals	IAIN Jember	180.000.000
		Damanhuri			
		Iksan			
16	191010000012201	Umi Farihah	Reading Literacy Learning in State Islamic Elementary School Iii of Bondowoso East Java (Indonesia) and National Elementary School Felda Seri Fajar of Selangor (Malaysia)	IAIN Jember	160.000.000
		Abd. Muhith			
		Saihan			
17	191010000012915	Nur Ila Ifawati	Foreign Language Learning Strategies of Indonesian and Chinese Students: A Cross Cultural Study	Universitas Islam Negeri Maulana Malik Ibrahim Malang	170.000.000
		Zakiyah Arifa			
		Siti Masitoh			
18	191010000013693	Hafidz Taqiyuddin	Blater and Politics: The Roles of Charismatic Local Strongman during the 2012 Regional Election in Bangkalan Madura Regency	Universitas Islam Negeri Sultan Maulana Hasanuddin Banten	170.000.000
		M. Zainor Ridho			

19	191010000027024	Rahman Ambo Masse	Pilgrim Fund Management in Improving Service of Hajj Maqashid Shariah Perspective (Comparative Study on Indonesian Hajj Financial Management Agency and Tabung Haji Malaysia)	STAIN Parepare	160.000.000
		Ali Halidin			
		Majdi Amiruddin			
20	191010000026486	Lalu Supriadi Bin Mujib	At Ta'ayush As Silmi Baina Al Adyan: Dirasah Muqaranah Baina Lumbuk Wa Baris	Universitas Islam Negeri Mataram	155.000.000
		Khairul Hamim			
		Ahmed Jaballah			
21	191010000012753	Tamyiz	إمكانية التطرف من طلبة الإندونيسية في مصر و أستراليا، وماليزيا	FAI Univ. Islam Indonesia (UII) Yogyakarta	155.000.000
		Mahsun			
22	191010000011506	M. Dien Madjid	History of Hajj in Indonesia and Brunei Darussalam in XVII - Present (a Comparison Study)	Universitas Islam Negeri Syarif Hidayatullah Jakarta	155.000.000
		Johan Wahyudi			
JUMLAH TOTAL					3.870.000.000


Ditetapkan di Jakarta
pada tanggal 08 April 2019

PEJABAT PEMBUAT KOMITMEN
DIREKTORAT PENDIDIKAN TINGGI
KEAGAMAAN ISLAM
DIREKTORAT JENDERAL PENDIDIKAN ISLAM,

Disahkan Oleh
DIREKTUR JENDERAL,


KAMARUDDIN AMIN




M. ARSKAL SALIM GP



August 20, 2018

Director General
Director of Islamic Higher Education
Jl. Lapangan Banteng Barat
No. 3-4 Jakarta

Sir

APPROVAL TO COLLABORATE IN RESEARCH

I am writing to let you get informed that I agree to accept the offer for a co-researcher of the research entitled *Reading Literation Learning in State Islamic Elementary School III of Bondowoso East Java (Indonesia) and National Elementary School FELDA Seri Fajar of Selangor (Malaysia)*.

2. The research principals, Dr. Umi Farihah and Dr. Abd. Muhith, explained thoroughly about the conditions and terms that I have to follow in order to make the research succeed by accomplishing the research objectives. Therefore, I aware and understand the responsibilities and roles as a co-researcher.

3. For the further information about myself, kindly refer to my latest curriculum vitae by accessing this link: <https://umexpert.um.edu.my/mdfaizal.html>

4. I appreciate this nomination and hope to contribute actively in this research. If you have any inquiry, do not hesitate to contact me, Associate Professor Dr. Muhammad Faizal A. Ghani, at mdfaizal@um.edu.my or +6-011-3562-1734.

Thank you.

(ASSOCIATE PROFESSOR DR. MUHAMMAD FAIZAL A. GHANI)

Deputy Dean (Academic)
Institute of Graduate Studies

Associate Professor
Department of Educational Management, Administration and Policy
Faculty of Education

Director
University of Malaya Family Research & Development
Faculty of Education



August 20, 2018

Director General
Director of Islamic Higher Education
Jl. Lapangan Banteng Barat
No. 3-4 Jakarta

Sir

APPROVAL TO COLLABORATE IN RESEARCH

I am writing to let you get informed that I agree to accept the offer for a co-researcher of the research entitled *Reading Literation Learning in State Islamic Elementary School III of Bondowoso East Java (Indonesia) and National Elementary School FELDA Seri Fajar of Selangor (Malaysia)*.

2. The research principals, Dr. Umi Fariyah and Dr. Abd. Muhith, explained thoroughly about the conditions and terms that I have to follow in order to make the research succeed by accomplishing the research objectives. Therefore, I aware and understand the responsibilities and roles as a co-researcher.

3. For the further information about myself, kindly refer to my latest curriculum vitae by accessing this link: <https://umexpert.um.edu.my/mdfaizal.html>

4. I appreciate this nomination and hope to contribute actively in this research. If you have any inquiry, do not hesitate to contact me, Associate Professor Dr. Muhammad Faizal A. Ghani, at mdfaizal@um.edu.my or +6-011-3562-1734.

Thank you.

(ASSOCIATE PROFESSOR DR. MUHAMMAD FAIZAL A. GHANI)

Deputy Dean (Academic)
Institute of Graduate Studies

Associate Professor
Department of Educational Management, Administration and Policy
Faculty of Education

Director
University of Malaya Family Research & Development
Faculty of Education



**KEMENTERIAN SEKRETARIAT NEGARA
REPUBLIK INDONESIA**

Jalan Veteran No. 17-18, Jakarta 10110, Telepon (021) 3845627, 3442327
Faksimile (021) 3813583, Situs : www.setneg.go.id

Nomor : B-00017114/Kemensetneg/Set/KTLN/LN.01.05/07/2019
Sifat : Segera
Lampiran : 1 Berkas
Hal : Persetujuan Perjalanan Dinas Luar Negeri

29 Juli 2019

Yth. Kepala Biro Hukum Dan KLN Kementerian
Agama
di Jakarta

Sehubungan dengan surat Kepala Biro Hukum dan KLN Kementerian Agama nomor 129.159/B.V/4/PP.07/07/2019 tanggal 19 Juli 2019 hal tersebut di atas, dengan hormat diberitahukan bahwa Pemerintah menyetujui perjalanan dinas luar negeri bagi pejabat/pegawai sebagaimana tercantum dalam daftar terlampir.

Persetujuan Pemerintah ini diberikan dengan ketentuan sebagai berikut:

1. Perjalanan dinas luar negeri dilakukan untuk kepentingan penyelenggaraan pemerintahan yang sangat tinggi.
2. Yang bersangkutan menghubungi Kedutaan Besar RI/ Perwakilan RI di negara setempat untuk menyampaikan maksud kedatangan.
3. Laporan tertulis hasil perjalanan dinas tersebut agar disampaikan kepada Kementerian Sekretariat Negara.

Atas perhatian dan kerja sama yang baik, kami sampaikan terima kasih.

a.n. Sekretaris Kementerian Sekretariat Negara
Kepala Biro Kerja Sama Teknik Luar Negeri,

Nanik Purwanti

Tembusan:

1. Kepala BPKP
2. Dirjen Anggaran, Kemenkeu
3. Dirjen Perbendaharaan, Kemenkeu
4. Dir. Konsuler, Kemenlu
5. Dubes / Kepala Perwakilan RI Setempat
6. Yang Bersangkutan

Lampiran Surat Sekretaris Kementerian Sekretariat Negara

Nomor : B-00017114/Kemensetneg/Set/KTLN/LN.01.05/07/2019

Tanggal : 29 Juli 2019

Daftar Peserta

Mengikuti Collaborate in Research di Universiti Malaya (UM)
di Malaysia.

No.	Nama/NIP	Jabatan	Jangka Waktu	Biaya Penugasan
1.	Dr. H. Abd. Muhith, S.Ag., M.Pd 197210161998031003	Kepala Laboratorium Fakultas Tarbiyah dan Ilmu Keguruan, Institut Agama Islam Negeri Jember	29 Juli 2019 s.d. 09 Agustus 2019	Kementerian Agama
2.	Dra. Khoiriyah, M.Pd 196804061994032001	Lektor, Institut Agama Islam Negeri Jember	29 Juli 2019 s.d. 09 Agustus 2019	Kementerian Agama
3.	Dr. Hj. Umi Fariyah, MM., M.Pd 196806011992032001	Kepala Program Studi Tadris Biologi, Institut Agama Islam Negeri Jember	29 Juli 2019 s.d. 09 Agustus 2019	Kementerian Agama
4.	Dr. H. Saihan, S.Ag., M.Pd 197202172005011001	Ketua LPM, Institut Agama Islam Negeri Jember	29 Juli 2019 s.d. 09 Agustus 2019	Kementerian Agama

a.n. Sekretaris Kementerian Sekretariat Negara
Kepala Biro Kerja Sama Teknik Luar Negeri,
Nanik Purwanti

LAPORAN PERTANGGUNGJAWABAN KEUANGAN
DEVELOPING MODEL OF READING LITERCY LEARNING
AT STATE ISLAMIC ELEMNETARY SCHOOL III BONDOWOSO INDONESIA
AND KEBANGSAAN BUKIT ROKAN UTARA SCHOOL, GEMENCHEH, NEGERI SEMBILAN, MALAYSIA

NO	JENIS KEGIATAN	Vol	Frek	Sat	HARGA	JUMLAH	Pajak
A	Pra Kegiatan					9.840.000	
1	Transliterasi Proposal Penelitian	20	1	Hal	75.000	1.500.000	75.000
2	Presentasi Proposal di ACRP						
	Tiket pesawat ke Jkt PP	1	2	OK	1.000.000	2.000.000	
	Transport Jember-Surabaya PP	1	2	OK	150.000	300.000	
	Uang Harian	1	2	OH	530.000	1.060.000	
3	Penyusunan Desain Operasional Penelitian						
	Honor Narasumber: Penyempurnaan Penyusunan Proposal Penelitian	2	2	JPL	600.000	2.400.000	120.000
	Honor Moderator	1	2	JPL	250.000	500.000	25.000
	Transportasi Lokal Peserta	8	2	OK	100.000	1.600.000	
	Konsumsi Peserta diskusi	8	2	Org	30.000	480.000	
B	Pelaksanaan:					111.329.700	
1	Observasi lapangan di Bondowoso						
	Uang harian	3	2	OH	300.000	1.800.000	
	Transport	3	2	OK	150.000	900.000	
2	Pengumpulan Data						
	Pengumpulan data di luar negeri						
	Transport Jember-Surabaya PP	4	1	OK	300.000	1.200.000	
	Transport Suarabaya-Kuala Lumpur PP	1	1	Keg	15.799.700	15.799.700	
	Charge Bagasi	1	1	Keg	400.000	400.000	
	Uang Harian	4	6	OH	1.250.000	30.000.000	
	Penginapan	4	5	OH	200.000	4.000.000	
	Transport Luar Negeri	1	5	OK	1.360.000	6.800.000	618.182
	Honor Narasumber Orientasi Luar Negeri	1	8	OJ	900.000	7.200.000	1.080.000
	Honor Pengumpul Data Luar Negeri	2	5	OH	500.000	5.000.000	250.000
	Pengumpulan data di dalam negeri						
	Uang Harian	3	6	OH	300.000	5.400.000	
	Sewa mobil	1	6	OH	500.000	3.000.000	272.727
	Konsumsi	6	2	OK	30.000	360.000	
	Honor Pembantu Peneliti	3	5	OH	200.000	3.000.000	150.000
3	Pengembangan Model						
	Fotocopy Instrumen	1	3	paket	250.000	750.000	
	Transport Panel Pakar	18	3	OK	150.000	8.100.000	
	Konsumsi	18	3	OK	30.000	1.620.000	
4	Pengolahan Data						
	Uang harian	3	4	OH	300.000	3.600.000	
	Transport	3	4	OK	100.000	1.200.000	
	Honor pengolah data	3	1	OH	500.000	1.500.000	75.000
4	Penilaian Model						
	Fotokopi Angket	100	15	Hal	200	300.000	
	Konsumsi	100	1	OH	22.000	2.200.000	
5	Penyusunan Laporan Antara						
	Uang harian	3	6	OH	300.000	5.400.000	
	Transport	3	6	OK	100.000	1.800.000	

C	Pasca Pelaksanaan						36.903.000		
1	Seminar/Diseminasi di AICIS								
	Transport Jember-Jakarta PP	1	1	OK	2.843.000		2.843.000		
	Penginapan	1	2	OH	260.000		520.000		
	Uang Harian	1	3	OH	530.000		1.590.000		
2	Pra Penerbitan								
	Penerjemahan dan pengetikan artikel	2	15	hal	75.000		2.250.000	112.500	
	Peer Review Artikel Jurnal	2	2	OK	500.000		2.000.000	200.000	
	Penerjemahan dan pengetikan laporan penelitian	1	200	hal	75.000		15.000.000	750.000	
3	Penyusunan Laporan Akhir								
	Uang harian Penyusun Laporan	3	7	OH	300.000		6.300.000		
	Transport Penyusun Laporan	3	7	OK	100.000		2.100.000		
	Penggandaan Laporan Penelitian	5	1	paket	200.000		1.000.000		
4	Ekspose Hasil Penelitian								
	Cetak buku	10	1	Eks	200.000		2.000.000	181.818	
	Pengurusan HKI/Paten	1	1	Keg	1.300.000		1.300.000		
D	Bahan						1.927.300		
	Kertas	10	1	Rim	40.000		400.000		
	Ballpoint	3	1	Box	43.700		131.100		
	Permanen Marker	5	1	Pcs	12.500		62.500		
	Kertas Manila	5	1	Lbr	8.000		40.000		
	Buku Agenda	5	1	buah	55.000		275.000		
	Pembelian powerbank	1	1	pcs	415.000		415.000		
	Pembelian Memori Card	1	1	pcs	56.000		56.000		
	Pembelian Cartridge Printer	1	1	Pcs	440.700		440.700		
	Map Snel	2	1	Pack	53.500		107.000		
Jumlah keseluruhan								160.000.000	3.910.227


Note : Kurs 1 Ringgit = Rp4.000,-

Jember, 5 Oktober 2019
Ketua Tim Penelitian,



Dr. H. Abd. Muhith, S.Ag., M.Pd.I

**DAFTAR PENERIMA HONORARIUM
PENERJEMAH DAN PENGETIKAN PROPOSAL PENELITIAN
DEVELOPING MODEL OF READING LITERACY LEARNING
AT STATE ISLAMIC ELEMENTARY SCHOOL III BONDOWOSO INDONESIA
AND KEBANGSAAN BUKIT ROKAN UTARA SCHOOL, GEMENCHEH, NEGERI SEMBILAN, MALAYSIA**

NO	NAMA	Hal	HONOR 75.000	GOL	PPH	Jumlah Diterima	TANDA TANGAN
1	Dimas Damar Septiadi, M.Pd	20	1.500.000	III	5% 75.000	1.425.000	
Jumlah						1.425.000	

Jember, September 2019
Ketua Tim Penelitian,



Dr. H. Abd. Muhith, S.Ag., M.Pd.I

	BANK RAKYAT INDONESIA <small>PT. BANK RAKYAT INDONESIA (Persero) Tbk</small>	BUKTI PENERIMAAN NEGARA PENERIMAAN PAJAK <small>INDONESIA</small>	KEMENTERIAN KEUANGAN <small>UM. 02</small>
Data Pembayaran:			
Tanggal Jam Bayar	: 28/11/2019 11:40:21	NTB	: 191128335212
Tanggal Buku	: 28/11/2019	NTPN KUBESAR	: 4E2040SUS29HN9VV
Kode Cab. Bank	: 2203	STAN	: 100907
TANDA SETORAN			
Data Setoran:			JUM
Kode Billing	URAIAN : 01911290058111		
NPWP	: 24.135.773.0-658 000		
Nama Wajib Pajak	: ABD MUHITH		
Alamat	: DUSUN PASAR, BONDOWOSO		
Nomor Objek Pajak	:		
Akun	: 411121		
Jenis Setoran	: 100		
Masa Pajak	: 09092019	J U M L A H Rp.	
No Ketetapan	: 000000000000000		
Jumlah Setoran	: Rp. 75.000,00		
Terbilang	: TUJUH PULUH LIMA RIBU RUPIAH		
Jumlah mana kami bukukan dalam rekening saudara		Mata Uang : IDR	
		PT. BANK RAKYAT INDONESIA (Persero) Tbk.	
Penysetoran selain dengan uang tunai, dikondisikan dengan syarat, bahwa dari surat-surat yang diserahkan akan diterima pembayarannya.		Material 	
This is a computer generated message and requires no signature Informasi ini hasil cetakan komputer dan tidak memerlukan tanda tangan			

Validasi Bank

SETORAN DIMASAB 29H APABILA ADA TANDA MESIN VALIDASI TELLER
 24.135773.0-658 000 ABD MUHITH 000411121 1000909201900 75000.00 28112019 28112019
 4E2040SUS29HN9VV 191128335212 190907 190



KEMENTERIAN AGAMA REPUBLIK INDONESIA
INSTITUT AGAMA ISLAM NEGERI JEMBER

Jl. Mataram No.1 Mangli, Jember Kode Pos 68136 Telp. (0331) 487550 Fax (0331) 427005
e-mail : iainjember@gmail.com Website : <http://www.iain-jember.ac.id>

SURAT TUGAS

Nomor: B-937/In.20/1/KP.01.2/03/2019

Menimbang : bahwa dalam rangka pelaksanaan kegiatan Annual Conference Research Proposal (ACRP) PTKIN Tahun Anggaran 2019, Pegawai yang namanya tersebut di bawah ini dipandang mampu dan memenuhi syarat untuk melaksanakan tugas pada kegiatan dimaksud;

Dasar : surat Direktur Pendidikan Tinggi Keagamaan Islam tanggal 14 Maret 2019 perihal Annual Conference Research Proposal (ACRP) PTKIN Tahun Anggaran 2019

Memberi Tugas

Kepada : (nama-nama sebagaimana terlampir)

Untuk : melaksanakan Tugas kegiatan Annual Conference Research Proposal (ACRP) PTKIN Tahun Anggaran 2019 tanggal 26-27 Maret 2019 di Hotel Horison Grand Serpong Jl. MH Thamrin KM 2.7 Serpong, Tangerang.

Jember, 22 Maret 2019

Plt. Rektor
Kepala Biro AUAK,



Abd. Syakur

Lampiran Surat a.n Plt. Rektor IAIN Jember
Kepala Biro Administrasi Umum, Akademik,
dan Kemahasiswaan

Nomor : B- 927 /In.20/1/KP.01.2/03/2019

**DAFTAR PESERTA KEGIATAN ANNUAL CONFERENCE RESEARCH PROPOSAL
(ACRP) PTKIN TAHUN ANGGARAN 2019 TANGGAL 26-27 MARET 2019 DI HOTEL
HORISON GRAND SERPONG JL. MH THAMRIN KM 2.7 SERPONG, TANGERANG**

NO.	NAMA/NIP.	Pangkat, Gol/Ruang	JABATAN
1.	Dr. M. Khusna Amal, S.Ag., MSi NIP. 197212081998031001	Pembina Utama Muda (IV/c)	Lektor Kepala/Wakil Dekan Bidang Akademik Fakultas Ushuluddin, Adab dan Humaniora
2.	Dr. Hj. Umi Farihah, M.M, M.Pd NIP. 196806011992032001	Pembina Tk. I (IV/b)	Lektor/Dosen Fakultas Tarbiyah dan Ilmu Keguruan
3.	Muhaimin, M.H.I NIP. 197506202005011007	Pembina (IV/a)	Lektor Kepala / Ketua Jurusan Hukum Islam Fakultas Syariah
4.	Fathor Rahman, M.Sy. NIP. 198406052018011001	Penata Muda Tk. I (III/b)	Calon Dosen Fakultas Syariah
5.	Dr. Ali Hasan Siswanto, S.Fil.I., M.Fil.I. NUP. 201603140	-	Lektor/Dosen Tetap Bukan PNS
6.	Hj. Qurratul Uyun, S.H. M.H. NUP. 201709178	-	Dosen Tetap Bukan PNS
7.	Sari Dewi Noviyanti, S.Pd., M.Pd. NUP. 20160393	-	Asisten Ahli /Dosen Tetap Bukan PNS
8.	Muh Harawan Dimas Jakaria, M.Pd. NUP. 201708172	-	Dosen Tetap Bukan PNS
9.	MUHAMMAD ARIF MUSTAQIM, S.Sos., M.Sosio NUP. 201603138	-	Dosen Tetap Bukan PNS

Jember, 22 Maret 2019

a.n. Plt. Rektor

Kepala Biro AUAK,



Abd. Syakur



MANDIRI Trans

Jl. Kertanegara IX / No. 242 Jember Hp. 085 231 080 836

Nama : Umi Fairul
Alamat : Ajung Klareny Jember
Tanggal : 24 Maret 2019 / 28 Maret 2019 Jam
Tujuan : Jember - Juanda PP
Biaya : Rp. 300.000
No. Kursi :



MANDIRI TRANS

MELAYANI PARIWISATA & RENT CAR

TEL P. 085 231 080 836

JEMBER - JUANDA - SURABAYA - PERAK - PP


JEMBER - DENPASAR - PP

PARIWISATA - RENT CAR

PAKET KILAT

Kritik & Saran : 085 231 080 836

**DAFTAR PENERIMA UANG HARIAN
PRESENTASI PROPOSAL
DEVELOPING MODEL OF READING LITERACY LEARNING
AT STATE ISLAMIC ELEMENTARY SCHOOL III BONDOWOSO INDONESIA
AND KEBANGSAAN BUKIT ROKAN UTARA SCHOOL, GEMENCHEH, NEGERI SEMBILAN, MALAYSIA**

NO	NAMA NARASUMBER	Hari	Uang Harian 530.000	Jumlah Diterima	TANDA TANGAN
1	Dr. Umi Farihah, M.Pd	2	1.060.000	1.060.000	1 
Jumlah				1.060.000	


Jember, September 2019

Ketua Tim Penelitian,



Dr. H. Abd. Muhith, S.Ag., M.Pd.I

**DAFTAR PENERIMA HONORARIUM NARASUMBER
PENYUSUNAN DESAIN OPERASIONAL
DEVELOPING MODEL OF READING LITERACY LEARNING
AT STATE ISLAMIC ELEMENTARY SCHOOL III BONDOWOSO INDONESIA
AND KEBANGSAAN BUKIT ROKAN UTARA SCHOOL, GEMENCHEH, NEGERI SEMBILAN, MALAYSIA**

NO	NAMA NARASUMBER	JPL	HONOR 500.000	GOL	PPH	Jumlah Diterima	TANDA TANGAN
1	Dr. Andi Suhardi, M.Pd	4	2.400.000	III	5% 120.000	2.280.000	
Jumlah						2.280.000	

Jember, September 2019
Ketua Tim Penelitian,


Dr. H. Abd. Muhith, S.Ag., M.Pd.I



BANK RAKYAT	BUKTI PENERIMAAN NEGARA	KEMENTERIAN	UM 02
PT. BANK RAKYAT INDONESIA (Persero) Tbk	KEUANGAN		
Data Pembayaran: Tanggal Jam Bayar : 28/11/2019 11:40:58 NFB Tanggal Buku : 28/11/2019 NTPN Kode Cab. Bank : 2203 STAN		: 191128335275 : 609834EKRCJ : 189162	
TANDA SETORAN			
Data Setoran:	URAIAN	JUMLAH	
Kode Billing	: 019112308243118	8799 4090009 28112019 11 4058	
NPWP	: 24.135.773.0-858 000	CASH	
Nama Wajib Pajak	: ABD MUHITH	IDR 120.000,00 Dr	
Alamat	: DUSUN PASAR, BONDOWOSO	IDR 120.000,00 Cr	
Nomor Objek Pajak	:		
Akun	: 411121		
Jenis Setoran	: 100		
Masa Pajak	: 09092019		
Nr. Ketetapan	: 00000000000000		
Jumlah Setoran	: Rp. 120.000,00	J U M L A H Rp.	
Jumlah mana kami bukukan dalam rekening saudara		Mata Uang : IDR	
URAIAN		PT. BANK RAKYAT INDONESIA (Persero) Tbk.	
: SERATUS DUA PULUH RIBU RUPIAH			

Penyetoran selain dengan uang tunai, dikredikan dengan syarat, bahwa dari surat-surat yang diserahkan akan diterima pembayarannya.

*This is a computer generated message and requires no signature
Informasi ini hasil cetakan komputer dan tidak memerlukan tanda tangan*

SETORAN DIANGGAP SAH APABILA ADA TAMPIL MESIN VALIDASI TELLER

Validasi Bank

24.135773.0-858 000 ABD MUHITH 00041121 1000909201900 120000.00 28112019 28112019

**DAFTAR PENERIMA HONORARIUM MODERATOR
PENYEMPURNAAN PROPOSAL PENELITIAN
DEVELOPING MODEL OF READING LITERACY LEARNING
AT STATE ISLAMIC ELEMENTARY SCHOOL III BONDOWOSO INDONESIA
AND KEBANGSAAN BUKIT ROKAN UTARA SCHOOL, GEMENCHEH, NEGERI SEMBILAN, MALAYSIA**

NO	NAMA	Keg	HONOR 250.000	GOL	PPH	Jumlah Diterima	TANDA TANGAN
1	Fikri Aprianto, M.Pd	1	250.000	III	5% 12.500	237.500	1
Jumlah						237.500	

Jember, September 2019
Ketua Tim Penelitian,


Dr. H. Abd. Muhith, S.Ag., M.Pd.I

	BANK RAKYAT INDONESIA	BUKTI PENERIMAAN NEGARA	KEMENTERIAN KEUANGAN	UM. 02
	PT. BANK RAKYAT INDONESIA (Persero) Tbk	PENERIMAAN PAJAK		
Data Pembayaran:		NOMOR REKENING		2203 22030041
Tanggal Jam Bayar	: 28/11/2019 11:45:38	NTB	: 191125335910	8798 4000011 28112019 11453800
Tanggal Buku	: 28/11/2019	NOMOR BUKU BESAR	: D4E93317B10N4PFG	CASH
Kode Cab. Bank	: 2203	STAN	: 200029	IDR 25.000.000 Rp
TANDA SETORAN				
Data Setoran:		URAIAN		JUM
Kode Billing	: 019112309270576			
NPWP	: 24.135.773.0-656.000			
Nama Wajib Pajak	: ABD MUHITH			
Alamat	: DUSUN PASAR, BONDOWOSO			
Nama Objek Pajak	:			
Akun	: 411121			
Jenis Setoran	: 100			
Masa Pajak	: 00002019			
No Kofetapan	: 0000000000000000			
Jumlah Setoran	: Rp. 25.000.000	J U M L A H		
Terbilang	: DUA PULUH LIMA RIBU RUPIAH	Rp.		
Jumlah masa kami bukukan dalam rekening saudara		Mata Uang : IDR		
Penyetoran selain dengan uang tunai, dikredikan dengan syarat, bahwa dari surat-surat yang diserahkan akan diterima pembayarannya.		PT. BANK RAKYAT INDONESIA (Persero) Tbk.		
This is a computer generated message and requires no signature Info mesji ini hasil cetakan komputer dan tidak memerlukan tanda tangan		Materai		
Validasi Bank				
SETORAN DARI 24.135.773.0-656.000 ABD MUHITH 00001125 1000000201900 25000.00 28112019 28112019 D4E93317B10N4PFG 191125335910 200029 139				

**DAFTAR PENERIMA UANG TRANSPORT
 PESERTA PENYUSUNAN DESAIN OPERASIONAL
 DEVELOPING MODEL OF READING LITERACY LEARNING
 AT STATE ISLAMIC ELEMENTARY SCHOOL III BONDOWOSO INDONESIA
 AND KEBANGSAAN BUKIT ROKAN UTARA SCHOOL, GEMENCHEH, NEGERI SEMBILAN, MALAYSIA**


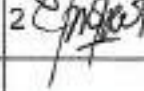
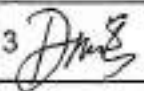
NO	NAMA	KEG	Uang Transport	Jumlah Diterima	TANDA TANGAN	
			200.000			
1	Abd. Muhith	1	200.000	200.000	1	
2	Saihan	1	200.000	200.000		2 
3	Umi Farihah	1	200.000	200.000	3	
4	Khoiriyah	1	200.000	200.000	4	
5	Andi Suhardi	1	200.000	200.000	5	
6	Fikri Aprianto	1	200.000	200.000		6 
7	Bayu Santika	1	200.000	200.000	7	
8	Muklis	1	200.000	200.000		8 
Jumlah			1.600.000	1.600.000		

Jember, September 2019
 Ketua Tim Penelitian,



Dr. H. Abd. Muhith, S.Ag., M.Pd.I

DAFTAR PENERIMA UANG HARIAN
OBSERVASI LAPANGAN DI KABUPATEN BONDOWOSO
DEVELOPING MODEL OF READING LITERACY LEARNING
AT STATE ISLAMIC ELEMENTARY SCHOOL III BONDOWOSO INDONESIA
AND KEBANGSAAN BUKIT ROKAN UTARA SCHOOL, GEMENCHEH, NEGERI SEMBILAN, MALAYSIA




NO	NAMA	KEG	Uang Harian	Jumlah Diterima	TANDA TANGAN	
			300.000			
1	Saihan	2	600.000	600.000	1	
2	Umi Fariyah	2	600.000	600.000	2	
3	Dimas Danar Septiadi	2	600.000	600.000	3	
Jumlah			1.800.000	1.800.000		

Jember, September 2019
Ketua Tim Penelitian,



Dr. H. Abd. Muhith, S.Ag., M.Pd.I

**DAFTAR PENERIMA UANG TRANSPORT
OBSERVASI LAPANGAN DI KABUPATEN BONDOWOSO
DEVELOPING MODEL OF READING LITERACY LEARNING
AT STATE ISLAMIC ELEMENTARY SCHOOL III BONDOWOSO INDONESIA
AND KEBANGSAAN BUKIT ROKAN UTARA SCHOOL, GEMENCHEH, NEGERI SEMBILAN, MALAYSIA**

NO	NAMA	KEG	Uang Transport	Jumlah Diterima	TANDA TANGAN	
			150.000			
1	Saihan	2	300.000	300.000	1	
2	Umi Fariyah	2	300.000	300.000	2	
3	Dimas Danar Septiadi	2	300.000	300.000	3	
Jumlah			900.000	900.000		

Jember, September 2019
Ketua Tim Penelitian,



Dr. H. Abd. Muhith, S.Ag., M.Pd.I



MANDIRI Trans

Jl. Kertanegara IX / No. 242 Jember Hp. 085 231 080 836

Nama : Umi Fatimah (4 orang)
 Alamat : Ajay Klancay Jember
 Tanggal : 28 Juli 2019 / 1 Agustus 2019
 Tujuan : Jember - Juanda PP
 Biaya : Rp. 1.200.000
 No. Kursi :



MANDIRI TRANS

WELAYATI PARIWISATA & RENT CAR

TEL. 085 231 080 836

JEMBER - JUMBAR - SURABAYA - PERAK - PP

JEMBER - DENPASAR - PP PARIWISATA - RENT CAR

PAKET KILAT

Kritik & Saran : 085 231 080 836



TOUR AND TRAVEL

Kantor Pusat PT. Rosana :
Jl. Dr. Soeta Budi No. 20 Ruko Rosana Square
(Jalan Baru Lingkar Selatan)
Pasuruan - Jawa Timur

Telp: +62 343 421948, 411350, 428998 Email : rosana_touring@yahoo.co.id
Fax: +62 343 420847 Website : www.rosanaturavel.com

Kepada Yth : Ibu Umi Faridah

BKM No.

Kas Bon / Voucher / LG. No.
Pasuman 25 Juli 2019

Keterangan	Kuantum	Harga Satuan	Jumlah
Untuk Pembayaran : Tiket SUB-KUL 28/19 By Air Aska 16.15 - 19.55 an: 1) Ibu Umi Faridah 2) Ibu Khoriyah	2 pax	@1.695.000	3.390.000
Kurs : \$ 1 seat 6A p 6B @45.000			90.000
Jumlah : 3.480.000			

Terbilang :

- NB :
- Pembayaran dengan cheque / giro atas nama PT. ROSANA Tour & Travel, berlaku setelah yang diterima dalam rekening kami.
 - Kurs Dollar berdasarkan kurs pada saat pembayaran.
 - Pengambilan uang Rupiah disesuaikan dengan mata uang pada saat pembelian.

PT. ROSANA Tour & Travel



Yang membayar,
Fathur Rahman



MANDIRI Trans

Jl. Kertanegara IX / No. 242 Jember Hp. 085 231 080 836

Nama : Umi Faridah (4 orang)
 Alamat : Ajung Klanceng Jember
 Tanggal : 28 Juli 2019 / 1 Agustus 2019
 Tujuan : Jember - Juanda PP
 Biaya : Rp. 1.200.000
 No. Kursi :



MANDIRI TRANS

MELAYANI PARIWISATA & RENT CAR

TELP. 085 231 080 836

JEMBER - JUANDA - SURABAYA - PERAK - PP
 JEMBER - DENPASAR - PP PARIWISATA - RENT CAR
 PAKET KILAT

Kritik & Saran : 085 231 080 836



Rosana

PT. ROSANA TOUR & TRAVEL
 Pusat PT. Rosana :
 Seta Budi No. 20 Ruko Rosana Square
 Baru Lingkar Selatan)
 Jember - Jawa Timur
 02 343 421945, 411350, 426998
 02 343 420847

Email : rosana_ticketing@yahoo.co.id
 Website : www.rosanatourtravel.com

Nama Yth : Ibu Umi Faridah

BKM No.

Kas Bon / Voucher / LG. No.
 Pasuruan 25 Juli 2019

Keterangan	Kwantum	Harga Satuan	Jumlah
Tiket SUB-KUL 28/19 By Air Asia 16.15 - 19.55 n: 1) Ibu Umi Faridah 2) Ibu Khoiriyah * 1 seat 6A & 6B @ 95.000	2 pax	@ 1.695.000	3.390.000
			90.000
Jumlah :			3.480.000

Bayar dengan cheque / giro atas nama PT. ROSANA Tour & Travel,
 setelah uang diterima dalam rekening kami.
 Berdasarakan kurs pada saat pembayaran.
 Nilai uang Rupiah disesuaikan dengan mata



Yang membayar,

[Signature]



TOUR AND TRAVEL

Kantor Pusat PT. Rosana :
Jl. Dr. Setia Budi No. 20 Ruko Rosana Square
(Jalan Baru Lingkar Selatan)
Pasarbaru - Jawa Timur
Telp. +62 343 421945, 411350, 408938
Fax. +62 343 420847

Email : rosana_ticketing@yahoo.co.id
Website : www.rosanatourtravel.com

BKM No.

Kas Bon / Voucher / LG. No.

Pasoran 26.07.19

Kepada Yth : *Bp. Abdul Muthikh.*

Keterangan	Kwantum	Harga Satuan	Jumlah
Untuk Pembayaran : Tiket SUB-KUL <i>28/19</i> By Air Asia <i>16.15 - 19.55</i> an: 1.) Saikan Abdul Ghani Musal 2.) Abdul Muthikh Kurs : *saat i FB PTC	2 pax	Rp. 1.925.900	Rp 3.851.800
Jumlah : 3.851.800			

Terbilang :

- NB :
- Pembayaran dengan cheque / giro atas nama PT. ROSANA Tour & Travel, berlaku setelah uang diterima dalam rekening kami.
 - Kurs Dollar berdasarkan kurs pada saat pembayaran.
 - Pengambilan uang Rupiah disesuaikan dengan mata uang pada saat pembelian.



Yang membayar,

[Signature]



Kantor Pusat PT. Rosana :
 Jl. Dr. Soela Budi No. 20 Pulo Rosana Square
 Pasuruan - Jawa Timur
 Telp. +62 343 421945
 Fax. +62 343 480947

Email : rosana_sakato@yaho.co.id
 Website : www.rosanaitourtravel.com

Kepada Yth : **Mrs. Khairuliah**

BKM No.

Kas Bon / Voucher / LG. No. **PAS 31 Juli 2019**


Keterangan	Kwantum	Harga Satuan	Jumlah
Untuk Pembayaran :			
e- ticket air AS 4	3	@1721.000	\$ 257.000
KUL-SUB 02/15 12.55 - 14.40			~
+ port BA, BB, BC		@45.000	

Kurs :

Jumlah : \$ 257.000

Terbilang :

- MS :
- Pembayaran dengan cheque / giro atas nama PT. ROSANA Tour & Travel,
 - Pembayaran dengan uang diterima dalam rekening kami,
 - Kurs Dolar berdasarkan kurs pada saat pembayaran,
 - Pengembalian uang Rupiah ditunjukkan dengan mata uang pada saat pembelian.

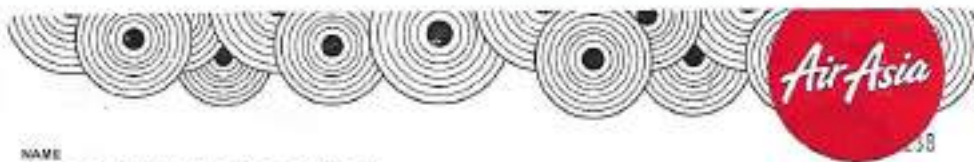


Rosana
TOUR AND TRAVEL

Yang membayar,

Handwritten signature
FABRILAH

UCIE N.



BOARDING PASS

NAME
KHOIRIYAH/KHOIRIYAH

NAME 138
KHOIRIYAH/KHOI
FROM
Surabaya T2
TO
Kuala Lumpur klia2

FROM Surabaya T2 CARRIER FLIGHT QZ 330 DATE 28Jul TIME 1615 SEAT 6A PNR VTSQVP
TO Kuala Lumpur klia2 GATE 7 ZONE 3

FLIGHT QZ330 DATE 28Jul TIME 1615

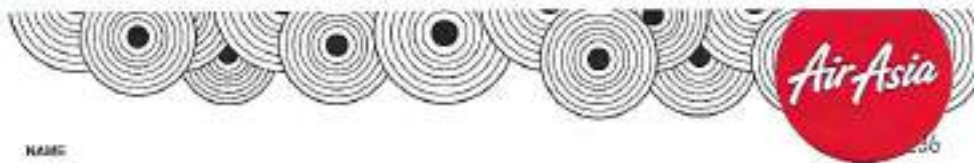


ZONE SEAT
3 6A

GATE CLOSURES 30 MINUTES BEFORE DEPARTURE TIME

BOARDING GATE CLOSURES 20 MINUTES BEFORE DEPARTURE
RUANG TUNGGU TUTUP 20 MENIT SEBELUM JADWAL KEBERANGKATAN

SSR:



BOARDING PASS

NAME
FARIHAH/UMI

NAME 136
FARIHAH/UMI
FROM
Surabaya T2
TO
Kuala Lumpur klia2

FROM Surabaya T2 CARRIER FLIGHT QZ 330 DATE 28Jul TIME 1615 SEAT 6B PNR VTSQVP
TO Kuala Lumpur klia2 GATE 7 ZONE 3

FLIGHT QZ330 DATE 28Jul TIME 1615

BAG TAGS:



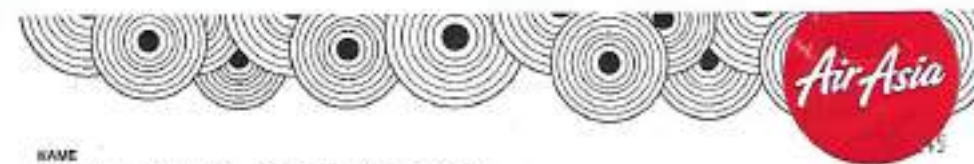
ZONE SEAT
3 6B

SSR:

GATE CLOSURES 30 MINUTES BEFORE DEPARTURE TIME

BOARDING GATE CLOSURES 20 MINUTES BEFORE DEPARTURE
RUANG TUNGGU TUTUP 20 MENIT SEBELUM JADWAL KEBERANGKATAN

SSR:



BOARDING PASS

NAME
ABDUL GHANI MUSAL/SALIHAN

NAME 145
ABDUL GHANI MU
FROM
Surabaya T2
TO
Kuala Lumpur klia2

FROM Surabaya T2 CARRIER FLIGHT QZ 330 DATE 28Jul TIME 1615 SEAT 7B PNR YSTL2C
TO Kuala Lumpur klia2 GATE 7 ZONE 3

FLIGHT QZ330 DATE 28Jul TIME 1615

BAG TAGS:



ZONE SEAT
3 7B

SSR:

GATE CLOSURES 30 MINUTES BEFORE DEPARTURE TIME

BOARDING GATE CLOSURES 20 MINUTES BEFORE DEPARTURE
RUANG TUNGGU TUTUP 20 MENIT SEBELUM JADWAL KEBERANGKATAN

SSR:





NAME
FARIHAH/UMI
 FROM
 Kuala Lumpur kll
 TO
 Surabaya T2

CARRIER FLIGHT
QZ 327

DATE	TIME	SEAT	PNR
02Aug	1255	6B	NR1SYI
GATE	ZONE		
Q5	3		

BAG TAGS:



SSR:

GATE CLOSES 20 MINUTES BEFORE DEPARTURE TIME

BOARDING PASS

NAME
FARIHAH/UMI
 FROM
 Kuala Lumpur kll a2
 TO
 Surabaya T2

FLIGHT
QZ327

DATE
02Aug

TIME
1255

ZONE SEAT
3 6B

SSR:



NAME
GHANI MUSAL/SAIHAN ABDUL
 FROM
 Kuala Lumpur kll
 TO
 Surabaya T2

CARRIER FLIGHT
QZ 327

DATE	TIME	SEAT	PNR
02Aug	1255	6C	NR1SYI
GATE	ZONE		
Q5	3		

BAG TAGS:



SSR:

GATE CLOSES 20 MINUTES BEFORE DEPARTURE TIME

BOARDING PASS

NAME
GHANI MUSAL/SA
 FROM
 Kuala Lumpur kll a2
 TO
 Surabaya T2

FLIGHT
QZ327

DATE
02Aug

TIME
1255

ZONE SEAT
3 6C

SSR:



PT. ROSANA TOUR & TRAVEL
 Jl. Lingkar Selatan
 No. 1 - Jawa Timur
 Telp: 343 421945, 411350, 426998
 343 420847
 Email : rosana_ticketing@yahoo.co.id
 Website : www.rosanaturavel.com

Daftar Nama : MR. ABDUL MUHITH

Keterangan	Kwantum	Harga Satuan	Jumlah
Keterangan Jenis Pembayaran : E-tiket BAHK AIR KUL - KND 02/19 (transit) 07.30 - 07.35 KND - HLP 02/19 09.15 - 11.35	1	2.355.800	2.355.800

Jumlah : 2.355.800



 PT. ROSANA TOUR & TRAVEL Yang

 Wicak N.

Pembayaran dengan cheque / giro atas nama PT. ROSANA Tour & Travel, setelah uang diterima dalam rekening kami. Pembayaran berdasarkan kurs pada saat pembayaran. Pembayaran uang Rupiah disesuaikan dengan mata uang pada saat pembelian.


Low  Carb  Fat  Sugar  Calorie **Entire Day**

WINDY



WINDY HEALTH APPAL HO KUA 50M
MEDIAN HEALTH APPAL HO KUA 50M
JAKARTA HEALTH BOARD FIRE-DRIVE GATE- 10
COUNTRY
SEAT 10A
REG 11

 **E-TKT**



01 QG 170 NR:TKII 03Aug Sa HLPSub 0 HK01 1550/1720 TKII FF Cur:IDR Dis:None
Lag:

ADT IDR 691.000 IW 5.000 PSC 50.000 VAT 69.100 \$691,000.00 \$691,000.00
0 IDR 691.000 IW 5.000 PSC 50.000 VAT 69.100 Tot 815.100 815.100IDR
Tot 815.100 815.100IDR

Total-cost Payments Balance
Saved (IDR): 815.100 815.100 0
Current (IDR): 815.100 815.100 0

Names:01
1. Mubith/Abdelhak, ADT
Invoice/IATA#: IATA#
DR Code: IDR Residence Country: ID

Phones: H>6282338746462

Payments(1):
01_AG 815.100 0 815.100 IDR

Comments:02

01 Modified IP : 35.247.144.251
0802 1734 API_TIKE

02 Modified IP : 35.247.144.251
0802 1806 API_TIKE

05E9QB:>

Citilink

Flight: **QG 170**

Date: **03AUG19**

Name: **MUHITH/ABD**

From: **HALIM PERDANA KUSUMA**

Boarding Time: **15:20**

To: **SURABAYA**

PNR: **05E4QB**

Seat: **2A** Seq: **19**

Gate: **6**

Class: **Y**

Superyreen Member ID:

Para Pelanggan Yth

SSR:

Talam rangka keamanan dan ke

angkatan tepat waktu - iminta untuk

dan berada 40 men. ebelum jadwal k

1. Menastikan nomor ruang

2. Menunjukkan identitas saat naik Pesawat

3. Hanya diperbolehkan 1 tas 7 kg didalam kabin

PENYANGGARAN BEBAS ROKOK

TOP MARKOBA (NON SMOKING FLIGHT -

TEKASIH TELAH TERBARUKAN PERSES.

THINK



No.

00-920 3

PAYMENT RECEIPT

THIS IS AN EXCESS BAGGAGE / SERVICE FEE RECEIPT
(DELETE ACCORDINGLY)

Passenger Name Furhah / Umi Date 28 July 19

PNR No. VISAUP Sector Int Flight No. 330

Checked Baggage Handling fee purchased at Booking _____
(delete if not applicable)

Checked Baggage Handling fee purchased at the Airport _____
(delete if not applicable)

Actual Weight _____

Number of pieces 136 _____ 15kg

Excess Weight _____

Amount Paid _____ IDR _____

Amount Due _____ IDR _____

Type of Service _____

Service Fee _____ IDR 180 15kg

Amount Due _____ IDR _____

TOTAL AMOUNT COLLECTED _____ IDR 400.000

Issued By Fasin Agent No: 1725274

Passenger's Signature [Signature]

PLEASE COLLECT YOUR BOARDING PASS (ES) AT COUNTER NUMBER: _____

THANK YOU FOR FLYING WITH PT. INDONESIA AIRASIA

Printed Name: _____
Printed Name: _____
Printed Name: _____



KEMENTERIAN SEKRETARIAT NEGARA
REPUBLIK INDONESIA

Jalan Veteran No. 17-18, Jakarta 10110, Telepon (021) 3845627, 3442327

Faksimile (021) 3813583, Situs : www.setneg.go.id

Nomor : B-00017114/Kemensetneg/Set/KTLN/LN.01.05/07/2019
Sifat : Segera
Lampiran : 1 Berkas
Hal : Persetujuan Perjalanan Dinas Luar Negeri

29 Juli 2019

Yth. Kepala Biro Hukum Dan KLN Kementerian
Agama
di Jakarta

Sehubungan dengan surat Kepala Biro Hukum dan KLN Kementerian Agama nomor 129.159/B.V/4/PP.07/07/2019 tanggal 19 Juli 2019 hal tersebut di atas, dengan hormat diberitahukan bahwa Pemerintah menyetujui perjalanan dinas luar negeri bagi pejabat/pegawai sebagaimana tercantum dalam daftar terlampir.

Persetujuan Pemerintah ini diberikan dengan ketentuan sebagai berikut:

1. Perjalanan dinas luar negeri dilakukan untuk kepentingan penyelenggaraan pemerintahan yang sangat tinggi.
2. Yang bersangkutan menghubungi Kedutaan Besar RI/ Perwakilan RI di negara setempat untuk menyampaikan maksud kedatangan.
3. Laporan tertulis hasil perjalanan dinas tersebut agar disampaikan kepada Kementerian Sekretariat Negara.

Atas perhatian dan kerja sama yang baik, kami sampaikan terima kasih.

a.n. Sekretaris Kementerian Sekretariat Negara
Kepala Biro Kerja Sama Teknik Luar Negeri,

Mengetahui,
Kepala Biro Kerja Sama Teknik Luar Negeri
RI Kuala Lumpur



Mokhammad Farid Maruf, Ph.D.
NIP: 197212231998031002

Nanik Purwanti

Tembusan:

1. Kepala BPKP
2. Dirjen Anggaran, Kemenkeu
3. Dirjen Perbendaharaan, Kemenkeu
4. Dir. Konsuler, Kemenlu
5. Dubes / Kepala Perwakilan RI Setempat
6. Yang Bersangkutan



Dokumen ini telah
ditandatangani secara
elektronik.

Lampiran Surat Sekretaris Kementerian Sekretariat Negara
Nomor : B-00017114/Kemensekneq/Sel/KTLM/WH.01.05/07/2019
Tanggal : 29 Juli 2019

Daftar Peserta
Mengikuti Collaborate in Research di Universiti Malaya (UM)
di Malaysia.

No.	Nama/NIP	Jabatan	Jangka Waktu	Biaya Penugasan
1.	Dr. H. Abud. Muhith, S.Ag., M.Pd 197210161998031003	Kepala Laboratorium Fakultas Tarbiyah dan Ilmu Kejuruan, Institut Agama Islam Negeri Jember	29 Juli 2019 s.d. 09 Agustus 2019	Kementerian Agama
2.	Dra. Khoiriyah, M.Pd 196809061994032001	Lektor, Institut Agama Islam Negeri Jember	29 Juli 2019 s.d. 09 Agustus 2019	Kementerian Agama
3.	Dr. Hj. Umi Fatmahan, MM., M.Pd 196806011992032001	Kepala Program Studi Tadris Biologi, Institut Agama Islam Negeri Jember	29 Juli 2019 s.d. 09 Agustus 2019	Kementerian Agama
4.	Dr. H. Saifan, S.Ag., M.Pd 197202172005011001	Ketua LPM, Institut Agama Islam Negeri Jember	29 Juli 2019 s.d. 09 Agustus 2019	Kementerian Agama

a.n. Sekretaris Kementerian Sekretariat Negara
Kepala Biro Kerja Sama Teknik Luar Negeri,



Nanik Purwanti



SURAT PERJALANAN DINAS

1.	Pejabat Pembuat Komitmen	-	
2.	Nama /NIP Pegawai yang melaksanakan perjalanan dinas	Dr. H. Abd. Muhith, S.Ag, M.Pd.I. NIP. 197210161998031003	
3.	a. Pangkat & golongan b. Jabatan c. Gaji Pokok d. Tingkat biaya perjalanan dinas	a. Pembina (IV/a) b. Lektor/Kepala Laboratorium FTIK c. d. D	
4.	Maksud perjalanan dinas	Melaksanakan Tugas Kegiatan Penelitian tentang Pengembangan Model Pembelajaran Literasi Membaca tanggal 29 Juli – 9 Agustus 2019 di Sekolah Rendah Kebangsaan Felda Seri Fajar Selangor Malaysia.	
5.	Alat angkutan yang dipergunakan	Bus/Kereta Api/Mobil Dinas/Pesawat Terbang	
6.	a.Tempat berangkat b.Tempat tujuan	a. Jember b. Malaysia	
7.	a.Lamanya perjalanan b.Tanggal berangkat c.Tanggal harus kembali	a. 12 hari b. 29 Juli 2019 c. 9 Agustus 2019	
8.	Pengikut : (Nama) 1. 2304 2. 2304	Umur	Keterangan
9.	Pembebanan Anggaran : a. Instansi b. Akun	a. b.	
10.	Keterangan lain-lain		

Dikeluarkan di : Jember

Pada tanggal : 26 Juli 2019

Pejabat Pembuat Komitmen

(.....)

NIP.

I.	Berangkat dari : Jember (Tempat kedudukan) : Ke : Malaysia Pada Tanggal : 29 Juli 2019 An. Rektor Wakil Rektor Bidang Akademik dan Pengembangan Lembaga  Prof. Dr. H. Miftah Arifin, M.Ag. NIP. 197501031999031001
II. Tiba di : Pada tgl. : Kepala :  WAN MELATI BINTI MAT LAZIN GURU BESAR SEK. KEB. BUKIT ROKAN UTARA 73200 GEMENCHER, X. G.	Berangkat dari : Pada tanggal : Ke : Kepala :  WAN MELATI BINTI MAT LAZIN GURU BESAR SEK. KEB. BUKIT ROKAN UTARA 73200 GEMENCHER, X. G.
III. Tiba di : Pada tgl. : Kepala :	Berangkat dari : Pada tanggal : Ke : Kepala :
IV. Tiba kembali di : (tempat kedudukan) Pada Tanggal : Pejabat Pembuat Komitmen (.....) NIP.	Telah diperiksa, dengan keterangan bahwa per-jalanan tersebut diatas benar dilakukan atas perintahnya dan semata-mata untuk kepentingan jabatan dalam waktu yang sesingkat-singkatnya. Pejabat Pembuat Komitmen (.....) NIP.
V. CATATAN LAIN-LAIN :	
VI. PERHATIAN : Pejabat yang berwenang menerbitkan SPPD, pegawai yang melakukan perjalanan dinas, para pejabat yang mengesahkan tanggal berangkat/tiba, serta bendaharawan bertanggung jawab berdasarkan peraturan-peraturan keuangan Negara apabila Negara menderita rugi akibat kesalahan, kelalaian, dan kealpaan.	



KEMENTERIAN AGAMA REPUBLIK INDONESIA
INSTITUT AGAMA ISLAM NEGERI
JEMBER

Jl. Mataram 01 Telp. 487550 – 427005 Fax. (0331) 427005 Jember

Lembar ke : 1

Kode No :

Nomor : B-374/In.20/I/KP.01.2/07/2019

SURAT PERJALANAN DINAS

1.	Pejabat Pembuat Komitmen	-	
2.	Nama /NIP Pegawai yang melaksanakan perjalanan dinas	Dr. H. Saihan. S.Ag.,M.Pd.I NIP. 197202172005011001	
3.	a. Pangkat & golongan b. Jabatan c. Gaji Pokok d. Tingkat biaya perjalanan dinas	a. Penata Tk. I (III/d) b. Lektor/Ketua Lembaga Penjamin Mutu c. d. D	
4.	Maksud perjalanan dinas	Melaksanakan Tugas Kegiatan Penelitian tentang Pengembangan Model Pembelajaran Literasi Membaca tanggal 29 Juli – 9 Agustus 2019 di Sekolah Rendah Kebangsaan Felda Seri Fajar Selangor Malaysia.	
5.	Alat angkutan yang dipergunakan	Bus/Kereta Api/Mobil Dinas/Pesawat Terbang	
6.	a.Tempat berangkat b.Tempat tujuan	a. Jember b. Malaysia	
7.	a.Lamanya perjalanan b.Tanggal berangkat c.Tanggal harus kembali	a. 12 hari b. 29 Juli 2019 c. 9 Agustus 2019	
8.	Pengikut : (Nama) 1. 2057 2. 2057	Umur	Keterangan
9.	Pembebanan Anggaran : a. Instansi b. Akun	a. b.	
10.	Keterangan lain-lain		

Dikeluarkan di : Jember

Pada tanggal : 26 Juli 2019

Pejabat Pembuat Komitmen

(.....)

NIP.

<p>I.</p>	<p>Berangkat dari : Jember (Tempat kedudukan) : Ke : Malaysia Pada Tanggal : 29 Juli 2019</p> <p align="center">An. Rektor Wakil Rektor Bidang Akademik dan Pengembangan Lembaga</p>  <p align="center">Prof. Dr. H. Miftah Arifin, M.Ag. → NIP. 197501031999031001</p>
<p>II. Tiba di : Pada tgl. : Kepala :  WAN MELATI BINTI MAT LAZIN GURU BESAR SEK. KEB. BUKIT ROKAN UTARA</p>	<p>Berangkat dari : Pada tanggal : Ke :  Kepala : WAN MELATI BINTI MAT LAZIN GURU BESAR SEK. KEB. BUKIT ROKAN UTARA</p>
<p>III. Tiba di : 73200 GEMENCHEH, N. S. Pada tgl. : Kepala :</p>	<p>Berangkat dari 73200 GEMENCHEH, N. S. Pada tanggal : Ke : Kepala :</p>
<p>IV. Tiba kembali di : (tempat kedudukan) Pada Tanggal :</p> <p>Pejabat Pembuat Komitmen</p> <p>(.....) NIP.</p>	<p>Telah diperiksa, dengan keterangan bahwa per-jalanan tersebut diatas benar dilakukan atas perintahnya dan semata-mata untuk kepentingan jabatan dalam waktu yang sesingkat-singkatnya.</p> <p>Pejabat Pembuat Komitmen</p> <p>(.....) NIP.</p>
<p>V. CATATAN LAIN-LAIN :</p>	
<p>VI. PERHATIAN : Pejabat yang berwenang menerbitkan SPPD, pegawai yang melakukan perjalanan dinas, para pejabat yang mengesahkan tanggal berangkat/tiba, serta bendaharawan bertanggung jawab berdasarkan peraturan-peraturan keuangan Negara apabila Negara menderita rugi akibat kesalahan, kelalaian, dan kealpaan.</p>	



KEMENTERIAN AGAMA REPUBLIK INDONESIA
INSTITUT AGAMA ISLAM NEGERI
JEMBER

Jl. Mataram 01 Telp. 487550 – 427005 Fax. (0331) 427005 Jember

Lembar ke : 1

Kode No :

Nomor : B-3173/In.20/1/KP.01.2/07/2019

SURAT PERJALANAN DINAS

1.	Pejabat Pembuat Komitmen	-	
2.	Nama /NIP Pegawai yang melaksanakan perjalanan dinas	Dr. Umi Farihah, M.M, M.Pd. NIP. 196806011992032001	
3.	a. Pangkat & golongan b. Jabatan c. Gaji Pokok d. Tingkat biaya perjalanan dinas	a. Pembina Tk. I (IV/b) b. Lektor/ Dosen pada Fakultas Tarbiyah dan Ilmu Keguruan c. d. D	
4.	Maksud perjalanan dinas	Melaksanakan Tugas Kegiatan Penelitian tentang Pengembangan Model Pembelajaran Literasi Membaca tanggal 29 Juli – 9 Agustus 2019 di Sekolah Rendah Kebangsaan Felda Seri Fajar Selangor Malaysia.	
5.	Alat angkutan yang dipergunakan	Bus/Kereta/Mobil Dinas/Pesawat Terbang	
6.	a.Tempat berangkat b.Tempat tujuan	a. Jember b. Malaysia	
7.	a.Lamanya perjalanan b.Tanggal berangkat c.Tanggal harus kembali	a. 12 hari b. 29 Juli 2019 c. 9 Agustus 2019	
8.	Pengikut : (Nama) 1. 1559 2. 1559	Umur	Keterangan
9.	Pembebanan Anggaran : a. Instansi b. Akun	a. b.	
10.	Keterangan lain-lain		

Dikeluarkan di : Jember





Pada tanggal : 26 Juli 2019

Pejabat Pembuat Komitmen

(.....)
NIP.

<p>I.</p>	<p>Berangkat dari : Jember (Tempat kedudukan) : Ke : Malaysia Pada Tanggal : 29 Juli 2019</p> <p>An. Rektor Wakil Rektor Bidang Akademik dan Pengembangan Lembaga</p>  <p>Prof. Dr. H. Miftah Arifin, M.Ag. s NIP. 197501031999031001</p>
<p>II. Tiba di : Pada tgl. : Kepala :  WAN MELATI BINTI MAT LAZIN GURU BESAR SEK. KEB. BUKIT ROKAN UTARA 73200 GEMENGEH, N. S.</p>	<p>Berangkat dari : Pada tanggal : Ke : Kepala :  WAN MELATI BINTI MAT LAZIN GURU BESAR SEK. KEB. BUKIT ROKAN UTARA 73200 GEMENGEH, N. S.</p>
<p>III. Tiba di : Pada tgl. : Kepala :</p>	<p>Berangkat dari : 73200 GEMENGEH, N. S. Pada tanggal : Ke : Kepala :</p>
<p>IV. Tiba kembali di : (tempat kedudukan) Pada Tanggal :</p> <p>Pejabat Pembuat Komitmen</p> <p>(.....) NIP.</p>	<p>Telah diperiksa, dengan keterangan bahwa perjalanan tersebut diatas benar dilakukan atas perintahnya dan semata-mata untuk kepentingan jabatan dalam waktu yang sesingkat-singkatnya.</p> <p>Pejabat Pembuat Komitmen</p> <p>(.....) NIP.</p>
<p>V. CATATAN LAIN-LAIN :</p>	
<p>VI. PERHATIAN : Pejabat yang berwenang menerbitkan SPPD, pegawai yang melakukan perjalanan dinas, para pejabat yang mengesahkan tanggal berangkat/tiba, serta bendaharawan bertanggung jawab berdasarkan peraturan-peraturan keuangan Negara apabila Negara menderita rugi akibat kesalahan, kelalaian, dan kealpaan.</p>	

DAFTAR PENERIMA UANG HARIAN
PENGUMPULAN DATA LUAR NEGERI DI MALAYSIA
 DEVELOPING MODEL OF READING LITERACY LEARNING
 AT STATE ISLAMIC ELEMENTARY SCHOOL III BONDOWOSO INDONESIA
 AND KEBANGSAAN BUKIT ROKAN UTARA SCHOOL, GEMENCHEH, NEGERI SEMBILAN, MALAYSIA

NO	NAMA NARASUMBER	Hari	Uang Harian 1.250.000	Jumlah Diterima	TANDA TANGAN
1	Dr. H. Abd. Muhith, S.Ag., M.Pd.I	6	7.500.000	7.500.000	1 
2	Dr. Umi Fariyah, M.Pd	6	7.500.000	7.500.000	2 
3	Dr. H. Saihan, M.Pd.I	6	7.500.000	7.500.000	3 
4	Dra. Khoiriyah, M.Pd	6	7.500.000	7.500.000	4 
Jumlah				30.000.000	

Jember, September 2019
 Ketua Tim Penelitian,



Dr. H. Abd. Muhith, S.Ag., M.Pd.I

INVOICE

NAME: MR ABDUL MUHITH
INDONESIA

COMPANY:

ADDRESS:

CHECK-IN: 28 Jul 2019
CHECK-OUT: 2 Aug 2019
ROOM NO.: 213
DATE / TIME: 2 Aug 2019 08:39 AM
PAGE: 1 / 1

INDONESIA

DATE	DESCRIPTION	AMOUNT (RM)
28 Jul 2019	ROOM CHARGESROOM NO: 213	90.00
28 Jul 2019	TOURISM TAX (TTX)	10.00
29 Jul 2019	ROOM CHARGESROOM NO: 213	90.00
29 Jul 2019	TOURISM TAX (TTX)	10.00
30 Jul 2019	ROOM CHARGESROOM NO: 213	90.00
30 Jul 2019	TOURISM TAX (TTX)	10.00
31 Jul 2019	ROOM CHARGESROOM NO: 213	90.00
31 Jul 2019	TOURISM TAX (TTX)	10.00
1 Aug 2019	ROOM CHARGESROOM NO: 213	90.00
1 Aug 2019	TOURISM TAX (TTX)	10.00
28 Jul 2019	MISC DEPOSIT	-50.00
28 Jul 2019	CASH	-200.00
30 Jul 2019	CASH	-300.00
2 Aug 2019	MISC DEPOSIT	50.00
TOTAL OUTSTANDING		0.00

I accept that my liability for this invoice is not waived and agree to be held personally liable in the event that the indicated person, company or association fails to pay part or the full amount of these charges.



GUEST SIGNATURE

Thank you for staying with us. We look forward to welcoming you again.

INVOICE

NAME: MR. ABUL MUHITH
INDONESIA

COMPANY:

ADDRESS:

CHECK-IN: 28 Jul 2019
CHECK-OUT: 2 Aug 2019
ROOM NO.: 219
DATE / TIME: 2 Aug 2019 08:43 AM
PAGE: 1 / 1

INDONESIA

DATE	DESCRIPTION	AMOUNT (RM)
28 Jul 2019	ROOM CHARGES ROOM NO: 219	90.00
28 Jul 2019	TOURISM TAX (TTX)	10.00
29 Jul 2019	ROOM CHARGES ROOM NO: 219	90.00
29 Jul 2019	TOURISM TAX (TTX)	10.00
30 Jul 2019	ROOM CHARGES ROOM NO: 219	90.00
30 Jul 2019	TOURISM TAX (TTX)	10.00
31 Jul 2019	ROOM CHARGES ROOM NO: 219	90.00
31 Jul 2019	TOURISM TAX (TTX)	10.00
1 Aug 2019	ROOM CHARGES ROOM NO: 219	90.00
1 Aug 2019	TOURISM TAX (TTX)	10.00
28 Jul 2019	MISC DEPOSIT	-50.00
28 Jul 2019	CASH	-200.00
30 Jul 2019	CASH	-300.00
2 Aug 2019	MISC DEPOSIT	50.00
TOTAL OUTSTANDING		0.00

I accept that my liability for this invoice is not waived and agree to be held personally liable in the event that the indicated person, company or association fails to pay part or the full amount of these charges.


GUEST SIGNATURE

Thank you for staying with us. We look forward to welcoming you again.

NFS TRADING (SA0342455-M)
NFS CAR RENTAL SERVICES

Lot 3585-R22, Jalan Haji Taib, Kg Melayu Jalan Kebun,
Seksyen 30, 40460 Shah Alam, Selangor Darul Ehsan

No Telefon : 0105291969
E-mail : nfstrading@gmail.com
Waktu Operasi : 07.00am-10.30pm (Monday to Sunday)

Nama Penyewa : Abdul Muhith
Tarikh Sewa Kereta : 29 Julai hingga 2 Ogos 2019

CASH



No	Jenis	Jumlah
1.	Proton Inspira Sewa Sehari bersama Pemandu RM 280 X 5 Hari = RM 1400	RM 1400
2.	Minyak dan Tol (5 Hari)	RM 300
	JUMLAH	RM 1700

Diterima,



**BANK RAKYAT
INDONESIA**

**BUKTI PENERIMAAN NEGARA
PENERIMAAN PAJAK**

**KEMENTERIAN
KEUANGAN**

UM. 02

Data Pembayaran:
Tanggal Jam Bayar : 28/11/2019 11:53:21 NTB
Tanggal Buku : 28/11/2019
Kode Cab. Bank : 2203

2203 2203051
032801003434307
NTPN : 0888A2LPRNEAV4RU
191128338931
C888A2LPRNEAV4RU
201493

Data Setoran:
Kode Billing : 019112308511614
NPWP : 24.135.773.0-856 000
Nama Wajib Pajak : ABD MUHITH
Alamat : DUSUN PASAR, BONDOWOSO
Nomor Objek Pajak :
Akun : 411124
Jenis Setoran : 100
Masa Pajak : 08082019
No Ketetapan : 00000000000000
Jumlah Setoran : Rp. 618,182.00

JUMLAH
CASH
8736 4000013 28112019 115321
IDR 618,182.00 Dr
IDR 618,182.00 Cr

J U M L A H R p .

**ENAM RATUS DELAPAN BELAS RIBU SERATUS DELAPAN PULUH
DUA RUPIAH**

Mata Uang : IDR

Penyetoran selain dengan uang tunai, dikredikan dengan syarat, bahwa dari surat-surat yang diserahkan akan diterima pembayarannya.

Materai


*This is a computer generated message and requires no signature
Informasi ini hasil cetakan komputer dan tidak memerlukan tanda tangan*

SETORAN DIANGGAP SAH APABILA ADA TAPAK MESIN VALIDASI TELLER

Validasi Bank

24.135773.0.856.000 ABD MUHITH 00041124 1000808201900 618182.00 28112019 28112019

**DAFTAR PENERIMA HONORARIUM NARASUMBER
ORIENTASI PENGUMPULAN DATA LUAR NEGERI DI MALAYSIA
DEVELOPING MODEL OF READING LITERACY LEARNING
AT STATE ISLAMIC ELEMENTARY SCHOOL III BONDOWOSO INDONESIA
AND KEBANGSAAN BUKIT ROKAN UTARA SCHOOL, GEMENCHEH, NEGERI SEMBILAN, MALAYSIA**

NO	NAMA NARASUMBER	JPL	HONOR 900.000	GOL	PPH	Jumlah Diterima	TANDA TANGAN
1	Wan Melati binti Mat Lazin	8	7.200.000	IV	15% 1.080.000	6.120.000	
Jumlah						6.120.000	

Jember, September 2019
Ketua Tim Penelitian,



Dr. H. Abd. Muhith, S.Ag., M.Pd.I

	BANK RAKYAT INDONESIA	BUKTI PENERIMAAN NEGARA PENERIMAAN PAJAK	KEMENTERIAN KEUANGAN
PT. BANK RAKYAT INDONESIA (Persero) Tbk.		KEMENTERIAN KEUANGAN RI	
Data Pembayaran: Tanggal Jam Bayar : 28/11/2019 11:54:12 NTB Tanggal Buku : 28/11/2019 Kode Cab. Bank : 2203 TANDA SETORAN		NTPN : 191128337054 : E9E3E4EKRCJ3SUNB : 201673 NTPN : E9E3E4EKRCJ3SUNB	
Data Setoran: Kode Billing : 019112308625131 NPWP : 24.135.773.0-656 000 Nama Wajib Pajak : ABD MUHITH Alamat : DUSUN PASAR, BONDOWOSO Nomor Objek Pajak : Akun : 411121 Jenis Setoran : 100		JUMLAH	
TERBILANG : Masa Pajak : 09092019 No Ketetapan : 000000000000000 Jumlah Setoran : Rp. 1,080,000.00 Jumlah mana k... Terbilang dalam rekening sa...		Rp. 1,080,000.00 Mata Uang : IDR IDR 1,080,000.00 Dr IDR 1,080,000.00 Cr	
Jumlah mana k... Terbilang dalam rekening sa...		SATU JUTA DELAPAN PULUH RIBU RUPIAH	
Penyetoran selain dengan uang tunai, dikreditkan dengan syarat, bahwa dari surat-surat yang diserahkan akan diterima pembayarannya.		Materai	
This is a computer generated message and requires no signature Informasi ini hasil cetakan komputer dan tidak memerlukan tanda tangan.		Validasi Bank	

DAFTAR PENERIMA HONORARIUM
PENGUMPULAN DATA LUAR NEGERI DI MALAYSIA
DEVELOPING MODEL OF READING LITERACY LEARNING
AT STATE ISLAMIC ELEMENTARY SCHOOL III BONDOWOSO INDONESIA
AND KEBANGSAAN BUKIT ROKAN UTARA SCHOOL, GEMENCHEH, NEGERI SEMBILAN, MALAYSIA

NO	NAMA	KEG	Honor	GOL	PPH		Jumlah Diterima	TANDA TANGAN	
			500.000						
1	Nurfara Syakila	5	2.500.000	III	5%	125.000	2.375.000	1	<i>[Signature]</i>
2	Reza Barduzzaman	5	2.500.000	III	5%	125.000	2.375.000	2	<i>[Signature]</i>
Jumlah			5.000.000				4.750.000		

Jember, September 2019
Ketua Tim Penelitian,

[Signature]
Dr. H. Abd. Muhith, S.Ag., M.Pd.I

BANK RAKYAT INDONESIA	BUKTI PENERIMAAN NEGARA	KEMENTERIAN KEUANGAN	UM. 02
PENERIMAAN PAJAK			
PT. BANK RAKYAT INDONESIA (Persero) Tbk. Data Pembayaran: Tanggal Jam Bayar : 28/11/2019 11:55:16 NTB Tanggal Buku : 28/11/2019 Kode Cab. Bank : 2203		NTPN : 6433C00HC7N6AB4B : 191128337189 : 6433C00HC7N6AB4B : 201868	
TANDA SETORAN			
Data Setoran: Kode Billing : 019112309107851 NPWP : 24.135.773.0-656 000 Nama Wajib Pajak : ABD MUHITH Alamat : DUSUN PASAR, BONDOWOSO Nomor Objek Pajak : Akun : 411121 Jenis Setoran : 100 Masa Pajak : 09092019 No Ketetapan : 0000000000000000 Jumlah Setoran : Rp. 250.000,00 Terbilang : DUA RATUS LIMA PULUH RIBU RUPIAH		JUMLAH Rp. 8736 4000017 28112019 1155168 CASH IDR 250.000,00 Dr IDR 250.000,00 Cr	
TERBILANG Jumlah mana kami bukukan dalam rekening saudara		Mata Uang : IDR PT. BANK RAKYAT INDONESIA (Persero) Tbk.	
[] Penyetoran selain dengan uang tunai, dikreditkan dengan syarat, bahwa dari surat-surat yang diserahkan akan diterima pembayarannya.		[] Materai	
[] This is a computer generated message and requires no signature Informasi ini hasil cetakan komputer dan tidak memerlukan tanda tangan		[] Validasi Bank	
SETORAN DIBAYAR 24.135773.0.656.000 ABD MUHITH 000411121 1000909201900 250000.00 28112019 28112019 6433C00HC7N6AB4B 191128337189 201868 139			

DAFTAR PENERIMA HONORARIUM
PENGUMPULAN DATA LUAR NEGERI DI MALAYSIA
DEVELOPING MODEL OF READING LITERACY LEARNING
AT STATE ISLAMIC ELEMENTARY SCHOOL III BONDOWOSO INDONESIA
AND KEBANGSAAN BUKIT ROKAN UTARA SCHOOL, GEMENCHEH, NEGERI SEMBILAN, MALAYSIA

NO	NAMA	KEG	Honor	GOL	PPH		Jumlah Diterima	TANDA TANGAN	
			500.000						
1	Nurfara Syakila	5	2.500.000	III	5%	125.000	2.375.000	1	<i>[Signature]</i>
2	Reza Barduzzaman	5	2.500.000	III	5%	125.000	2.375.000	2	<i>[Signature]</i>
Jumlah			5.000.000				4.750.000		

Jember, September 2019
Ketua Tim Penelitian,

[Signature]
Dr. H. Abd. Muhith, S.Ag., M.Pd.I

BANK RAKYAT INDONESIA	BUKTI PENERIMAAN NEGARA	KEMENTERIAN KEUANGAN	UM. 02
PENERIMAAN PAJAK			
PT. BANK RAKYAT INDONESIA (Persero) Tbk. Data Pembayaran: Tanggal Jam Bayar : 28/11/2019 11:55:16 NTB Tanggal Buku : 28/11/2019 Kode Cab. Bank : 2203		NTPN : 6433C00HC7N6AB4B : 191128337189 : 6433C00HC7N6AB4B : 201868	
TANDA SETORAN			
Data Setoran: Kode Billing : 019112309107851 NPWP : 24.135.773.0-656 000 Nama Wajib Pajak : ABD MUHITH Alamat : DUSUN PASAR, BONDOWOSO Nomor Objek Pajak : Akun : 411121 Jenis Setoran : 100 Masa Pajak : 09092019 No Ketetapan : 0000000000000000 Jumlah Setoran : Rp. 250.000,00 Terbilang : DUA RATUS LIMA PULUH RIBU RUPIAH		JUMLAH Rp. 8736 4000017 28112019 1155168 CASH IDR 250.000,00 Dr IDR 250.000,00 Cr	
TERBILANG Jumlah mana kami bukukan dalam rekening saudara		Mata Uang : IDR PT. BANK RAKYAT INDONESIA (Persero) Tbk.	
[] Penyetoran selain dengan uang tunai, dikreditkan dengan syarat, bahwa dari surat-surat yang diserahkan akan diterima pembayarannya.		[] Materai	
[] This is a computer generated message and requires no signature Informasi ini hasil cetakan komputer dan tidak memerlukan tanda tangan		[] Validasi Bank	
SETORAN DIBAYAR: 24.135773.0.656.000.ABD.MUHITH.000411121.1000909201900.250000.00.28112019.28112019.6433C00HC7N6AB4B.191128337189.201868.139			

DAFTAR PENERIMA UANG HARIAN
PENGUMPULAN DATA DALAM NEGERI DI KABUPATEN BONDOWOSO
DEVELOPING MODEL OF READING LITERACY LEARNING
AT STATE ISLAMIC ELEMENTARY SCHOOL III BONDOWOSO INDONESIA
AND KEBANGSAAN BUKIT ROKAN UTARA SCHOOL, GEMENCHEH, NEGERI SEMBILAN, MALAYSIA

NO	NAMA NARASUMBER	Hari	Uang Harian 300.000	Jumlah Diterima	TANDA TANGAN
1	Abd Muhith	6	1.800.000	1.800.000	1 
2	Umi Fariyah	6	1.800.000	1.800.000	2 
3	Khoiriyah	6	1.800.000	1.800.000	3 
Jumlah				5.400.000	

Jember, September 2019
Ketua Tim Penelitian,



Dr. H. Abd. Muhith, S.Ag., M.Pd.I



MANDIRI Trans

Jl. Kertanegara IX / No. 242 Jember Hp. 085 231 080 836

Nama : Umi Faridah
 Alamat : Ajung Klareng
 Tanggal : 19 Agustus - 29 Agustus 2019
 Tujuan : Sewa mobil, BBM & sopir
 Biaya : Rp. 3000 000
 No. Kursi :



MANDIRI TRANS
 MELAYANI PARIWISATA & RENT CAR
 SURABAYA
 PARIWISATA - RENT CAR
 PAKET KILAT

Kritik & Saran : 085 231 080 836



PT. BANK RAKYAT INDONESIA

BANK RAKYAT	BUKTI PENERIMAAN NEGARA	KEMENTERIAN	UM. 02
INDONESIA	(Persero) Tbk	KEUANGAN	

Data Pembayaran:

Tanggal Jam Bayar : 28/11/2019 11:55:51 NTB : 191128337268
 Tanggal Buku : 28/11/2019 NTPN : 4C8C173TAS910
 Kode Cab. Bank : 2203 STAN : 201993

TANDA SETORAN

Data Setoran:

Kode Billing : 019112309213975
 NPWP : 24.135.773.0-656 000
 Nama Wajib Pajak : ABD MUHITH
 Alamat : DUSUN PASAR, BONDOWOSO
 Nomor Objek Pajak :
 Akun : 411124

Jenis Setoran : 100
 Masa Pajak : 08082019
 No Ketetapan : 0000000000000000
 Jumlah Setoran : Rp. 272,727.00

J U M L A H Rp.

Terbilang : DUA RATUS TUJUH PULUH DUA RIBU TUJUH RATUS DUA PULUH TUJUH RUPIAH

Jumlah mana yang tertera dalam rekening setoran

Penyetoran selain dengan uang tunai, dikredikan dengan syarat, bahwa dari surat-surat yang diserahkan akan diterima pembayarannya.

Materai

This is a computer generated message and requires no signature
 Informasi ini hasil cetakan komputer dan tidak memerlukan tanda tangan

SETORAN DIANGGAP SAH APABILA ADA TAPAK MESIN VALIDASI TELLER

Validasi Bank

24.135773.0.656.000 ABD MUHITH 00041124 1000808201900 272727.00 28112019 28112019

Untitled Page

DAFTAR PENERIMA HONORARIUM
PENGUMPULAN DATA DALAM NEGERI DI KABUPATEN BONDOWOSO
DEVELOPING MODEL OF READING LITERACY LEARNING
AT STATE ISLAMIC ELEMENTARY SCHOOL III BONDOWOSO INDONESIA
AND KEBANGSAAN BUKIT ROKAN UTARA SCHOOL, GEMENCHEH, NEGERI SEMBILAN, MALAYSIA

NO	NAMA	KEG	Honor	GOL	PPH		Jumlah Diterima	TANDA TANGAN	
			200.000						
1	Yuni Ismawati	5	1.000.000	III	5%	50.000	950.000	1	
2	Any Isroati	5	1.000.000	III	5%	50.000	950.000	2	
3	Nur adnan Afif	5	1.000.000	III	5%	50.000	950.000	3	
Jumlah			3.000.000				2.850.000		

Jember, September 2019
Ketua Tim Penelitian,

Dr. H. Abd. Muhith, S.Ag., M.Pd.I



BANK RAKYAT	BUKTI PENERIMAAN NEGARA	KEMENTERIAN	UM. 02
PT. BANK RINDONESIA	(Persero) Tbk	PENERIMAAN PAJAK	
		KEUANGAN	
Data Pembayaran:			2203 2203051
Tanggal Jam Bayar	: 28/11/2019 11:58:44	NTB	: 191128337363
Tanggal Buku	: 28/11/2019	NTPN	: 2589B00HC7N8
Kode Cab. Bank	: 2203	STAN	: 202131
Data Setoran:	URAIAN	JUMLAH	8736 4000021 28112019 115844
Kode Billing	: 019112309313156		CASH
NPWP	: 24.135.773.0-656 000		REK PERSEPSI
Nama Wajib Pajak	: ABD MUHITH		REK PERSEPSI
Alamat	: DUSUN PASAR, BONDOWOSO		REK PERSEPSI
Nomor Objek Pajak	:		REK PERSEPSI
Akun	: 411121		REK PERSEPSI
Jenis Setoran	: 100		REK PERSEPSI
Masa Pajak	: 09092019	J U M L A H	REK PERSEPSI
No Ketetapan	: 00000000000000	Rp.	REK PERSEPSI
Jumlah Setoran	: Rp. 150,000.00		REK PERSEPSI
Jumlah mana k	Terbilang	SERATUS LIMA PULUH RIBU RUPIAH	REK PERSEPSI
			REK PERSEPSI

Penyetoran selain dengan uang tunai, dikreditkan dengan syarat, bahwa dari surat-surat yang diserahkan akan diterima pembayarannya.

This is a computer generated message and requires no signature
Informasi ini hasil cetakan komputer dan tidak memerlukan tanda tangan

**DAFTAR PENERIMA UANG TRANSPORT
PANEL PAKAR
DEVELOPING MODEL OF READING LITERACY LEARNING
AT STATE ISLAMIC ELEMENTARY SCHOOL III BONDOWOSO INDONESIA
AND KEBANGSAAN BUKIT ROKAN UTARA SCHOOL, GEMENCHEH, NEGERI SEMBILAN, MALAYSIA**

NO	NAMA	KEG	Uang Transport	Jumlah Diterima	TANDA TANGAN	
			150.000			
1	Hadi Purnomo	3	450.000	450.000	1	
2	Andi Suhardi	3	450.000	450.000		2 
3	Muzarofah	3	450.000	450.000	3	
4	Lailatul Usriyah	3	450.000	450.000		
5	Hartono	3	450.000	450.000	5	
6	M. Kholil	3	450.000	450.000		6 
7	M. Suwignyo Prayogo	3	450.000	450.000	7	
8	M. Junaidi	3	450.000	450.000		8 
9	Rezaningrum	3	450.000	450.000	9	
10	Nino Indrianto	3	450.000	450.000		10 
11	Akhmad Munir	3	450.000	450.000	11	
12	Rifan Humaidi	3	450.000	450.000		12 
13	Erfan Efendi	3	450.000	450.000	13	
14	Alfiyah	3	450.000	450.000		14 
15	Nasiruddin	3	450.000	450.000	15	
16	Didik Mardianto	3	450.000	450.000		16 
17	Moh. Wadik	3	450.000	450.000	17	
18	Slamet	3	450.000	450.000		18 
Jumlah			8.100.000	8.100.000		

Jember, September 2019
Ketua Tim Penelitian,


Dr. H. Abd. Muhith, S.Ag., M.Pd.I

**DAFTAR PENERIMA UANG HARIAN
PENGOLAH DATA PENELITIAN
DEVELOPING MODEL OF READING LITERACY LEARNING
AT STATE ISLAMIC ELEMENTARY SCHOOL III BONDOWOSO INDONESIA
AND KEBANGSAAN BUKIT ROKAN UTARA SCHOOL, GEMENCHEH, NEGERI SEMBILAN, MALAYSIA**

NO	NAMA NARASUMBER	Hari	Uang Harian 300.000	Jumlah Diterima	TANDA TANGAN
1	Yuni ismawati	4	1.200.000	1.200.000	1 
2	Any Isroati	4	1.200.000	1.200.000	2 
3	Nur Adnan Afif Sholeh	4	1.200.000	1.200.000	3 
Jumlah				3.600.000	

Jember, September 2019
Ketua Tim Penelitian,



Dr. H. Abd. Muhith, S.Ag., M.Pd.I

**DAFTAR PENERIMA UANG TRANSPORT
 PENGOLAH DATA PENELITIAN
 DEVELOPING MODEL OF READING LITERACY LEARNING
 AT STATE ISLAMIC ELEMENTARY SCHOOL III BONDOWOSO INDONESIA
 AND KEBANGSAAN BUKIT ROKAN UTARA SCHOOL, GEMENCHEH, NEGERI SEMBILAN, MALAYSIA**




NO	NAMA NARASUMBER	Hari	Uang Transport 100.000	Jumlah Diterima	TANDA TANGAN
1	Yuni ismawati	4	400.000	400.000	1 
2	Any Isroati	4	400.000	400.000	2 
3	Nur Adnan Afif Sholeh	4	400.000	400.000	3 
Jumlah				1.200.000	

Jember, September 2019
 Ketua Tim Penelitian,



Dr. H. Abd. Muhith, S.Ag., M.Pd.I

**DAFTAR PENERIMA HONORARIUM
PENGOLAH DATA PENELITIAN
DEVELOPING MODEL OF READING LITERACY LEARNING
AT STATE ISLAMIC ELEMENTARY SCHOOL III BONDOWOSO INDONESIA
AND KEBANGSAAN BUKIT ROKAN UTARA SCHOOL, GEMENCHEH, NEGERI SEMBILAN, MALAYSIA**

NO	NAMA	Keg	HONOR 500.000	GOL	PPH	Jumlah Diterima	TANDA TANGAN
1	Yuni Ismawati	1	500.000	III	5% 25.000	475.000	1 
2	Any Isroati	1	500.000	III	5% 25.000	475.000	2 
3	Nur Adnan Afif Sholeh	1	500.000	III	5% 25.000	475.000	3 
Jumlah						1.425.000	

Jember, September 2019
Ketua Tim Penelitian,


Dr. H. Abd. Muhith, S.Ag., M.Pd.I



BANK RAKYAT	BUKTI PENERIMAAN NEGARA	KEMENTERIAN	UM. 02
PT. BANK RAKYAT INDONESIA	(Persero) Tbk	KEUANGAN	
PENERIMAAN PAJAK			

Data Pembayaran:
 Tanggal Jam Bayar : 28/11/2019 11:59:02 - NTB : 191128337624
 Tanggal Buku : 28/11/2019 - NTPN : 15E28317BI00EBA4
 Kode Cab. Bank : 2203 - STAN : 202513

NTPN : 15E28317BI00EBA4
 032901009434307 REK PERSEPSI
 2203 2203051 8796 4000023 28112019 115902
 CASH IDR 75,000.00 Dr

Data Setoran:	URAIAN	JUM
Kode Billing	: 019112309632132	
NPWP	: 24.135.773.0-656 000	
Nama Wajib Pajak	: ABD MUHITH	
Alamat	: DUSUN PASAR, BONDOWOSO	
Nomor Objek Pajak	:	
Akun	: 411121	
Jenis Setoran	: 100	
Masa Pajak	: 09092019	
No Ketetapan	: 0000000000000000	
Jumlah Setoran	: Rp. 75,000.00	

JUMLAH Rp. **TUJUH PULUH LIMA RIBU RUPIAH**
 Mata Uang : IDR
 PT. BANK RAKYAT INDONESIA (Persero) Tbk.

Penyetoran selain dengan uang tunai, direditkan dengan syarat, bahwa dari surat-surat yang diserahkan akan diterima pembayarannya.

**DAFTAR PENERIMA UANG HARIAN
PENYUSNAN LAPORAN ANTARA
DEVELOPING MODEL OF READING LITERACY LEARNING
AT STATE ISLAMIC ELEMENTARY SCHOOL III BONDOWOSO INDONESIA
AND KEBANGSAAN BUKIT ROKAN UTARA SCHOOL, GEMENCHEH, NEGERI SEMBILAN, MALAYSIA**

NO	NAMA NARASUMBER	Hari	Uang Harian 300.000	Jumlah Diterima	TANDA TANGAN
1	Abd. Muhith	6	1.800.000	1.800.000	1 
2	Umi Farihah	6	1.800.000	1.800.000	2 
3	Saihan	6	1.800.000	1.800.000	3 
Jumlah				5.400.000	

Jember, September 2019
Ketua Tim Penelitian,



Dr. H. Abd. Muhith, S.Ag., M.Pd.I

**DAFTAR PENERIMA UANG TRANSPORT
PENYUSNAN LAPORAN ANTARA
DEVELOPING MODEL OF READING LITERACY LEARNING
AT STATE ISLAMIC ELEMENTARY SCHOOL III BONDOWOSO INDONESIA
AND KEBANGSAAN BUKIT ROKAN UTARA SCHOOL, GEMENCHEH, NEGERI SEMBILAN, MALAYSIA**

NO	NAMA NARASUMBER	Hari	Uang Transport 100.000	Jumlah Diterima	TANDA TANGAN
1	Abd. Muhith	6	600.000	600.000	1 
2	Umi Fariahah	6	600.000	600.000	2 
3	Saihan	6	600.000	600.000	3 
Jumlah				1.800.000	

Jember, September 2019
Ketua Tim Penelitian,



Dr. H. Abd. Muhith, S.Ag., M.Pd.I

Detail Pemesanan



KODE BOOKING
6K42MXT

TANGGAL BOOKING
NAMA
TELEPON
ISSUED BY

: 30 September 2019 10:52
: ABD MUHITH
: 082333356264
: yayuk yulianti

Detail Perjalanan

TANGGAL	KERETA	KELAS	DARI	TUJUAN
01 October 2019	RANGGAJATI (101)	Eksekutif / H	Jember, Jember (JR) 05:00 01 October 2019	Sidoarjo, Sidoarjo (SDA) 08:19 01 October 2019

Detail Penumpang

NAMA PENUMPANG	KTP/SIM/Passport	JENIS PENUMPANG	TEMPAT DUDUK
ABD MUHITH	3511091610720003	Dewasa	EKS-1,6C

Tiket Penumpang	270,000
Discount Channel	0
Convenience Fee	7,500
Total Harga	277,500

- Ini bukan tiket resmi dari PT KAL. Gunakan e-tiket ini untuk mencetak boarding pass di check-in counter di stasiun keberangkatan, mulai dari 7x24 jam sebelum keberangkatan.
- Untuk boarding, pastikan Anda membawa tanda pengenal resmi asli sesuai yang digunakan pada saat pemesanan.
- Mohon tiba di stasiun setidaknya 60 menit sebelum keberangkatan.
- Ketentuan bagasi
 1. Setiap penumpang diperbolehkan membawa agasi ke dalam Kereta Api dengan berat maksimum untuk tiap penumpang 20 kg dan dengan volume maksimum 100 dm³ (dengan dimensi maksimal 70 cm x 48 cm x 30 cm), serta sebanyak-banyaknya terdiri dari 4 koli (item bagasi) tanpa dikenakan bea tambahan.
 2. Bagasi yang melebihi berat dan/atau ukuran sebagaimana dimaksud di atas sampai dengan setinggi-tingginya 40 kg atau dengan volume 200 dm³ (dengan dimensi maksimal 70 cm x 48 cm x 60 cm), diperbolehkan dibawa kedalam kereta penumpang dengan dikenakan bea kelebihan bagasi atau membeli tempat duduk ekstra.
 3. Tarif atas kelebihan berat bagasi sebagai berikut :
 1. Kereta Api kelas Eksekutif Rp 10.000,-/kg;
 2. Kereta Api kelas Bisnis Rp 6.000,-/kg;
 3. Kereta Api kelas Ekonomi Rp 2.000,-/kg.
 4. Pembayaran bagasi dilakukan di stasiun.
 4. Bagasi yang melebihi berat dan/atau ukuran sebagaimana dimaksud angka 2 tidak diperbolehkan dibawa ke dalam kabin Kereta kecuali :
 1. Sepeda lipat atau sepeda biasa yang dikemas sedemikian rupa dalam keadaan komponen-komponennya tidak dirakit menjadi sepeda utuh;
 2. Kursi roda manual, kereta bayi, tongkat alat bantu jalan.
 5. Khusus peralatan olahraga, peralatan musik dan peralatan elektronik tertentu yang dianggap pantas dibawa ke dalam kereta dengan ukuran melebihi ketentuan sebagaimana angka 2, dapat dibawa ke dalam kereta dengan membeli tempat duduk tambahan untuk menyimpan barang dimaksud dengan jumlah tempat duduk disesuaikan. Dalam hal tidak tersedia tempat duduk tambahan, maka barang tidak diperbolehkan dibawa ke dalam kabin Kereta. Pada saat reservasi tiket tambahan untuk bagasi, kolom nama diisi nama penumpang dan pada kolom identitas ditulis bagasi1 untuk kursi pertama, bagasi2 untuk kursi kedua dan seterusnya.
 6. Bagasi ditempatkan pada rak bagasi di atas tempat duduk penumpang atau ditempatkan di tempat lain sedemikian rupa sehingga tidak mengganggu atau membahayakan penumpang lain dan tidak akan menimbulkan kerusakan pada Kereta.
 7. Perusahaan tidak bertanggung jawab terhadap kerusakan dan/atau kehilangan bagasi penumpang. Setiap penumpang wajib menjaga bagasi yang dibawanya.
 8. Kerusakan pada kereta yang diakibatkan oleh bagasi penumpang menjadi tanggung jawab penumpang dan diwajibkan membayar ganti rugi sebesar kerugian nyata atas kerusakan dimaksud.
 9. Barang-barang yang tidak diperbolehkan dibawa sebagai bagasi, meliputi:
 1. Binatang;
 2. Narkotika Psikotropika dan zat adiktif lainnya;



Citilink abd muhith

1 pesan

Yayuk Yulianti <yayuk_1906@yahoo.com>
Balas ke: yayuk_1906@yahoo.com <yayuk_1906@yahoo.com>
Kepada: Daud Rhosyidy <daudrhos@gmail.com>

Sen, 30 Sep 2019 pukul 11:10



PT. Citilink Indonesia
NPWP: 02.827.597.2-093.000
Jl. Raya Juanda Sawolratap Gedung
Sidoarjo

INFORMASI ITINERARY PERJALANAN

Tanggal pemesanan: Sep 30, 2019
Status: Konfirm
Nomor konfirmasi: D9SMTP
Nomor referensi: 073602250431

Anda harus menunjukkan bukti identitas yang berlaku pada saat check-in

DETIL PENUMPANG

Passenger	Type	Gender
ABD MUHITH	Adult	Male

PENUMPANG & DAFTAR KURSI

Penumpang	Kota	Penerbangan	Tempat duduk
MR ABD MUHITH	SUB-CGK	QG 715	

BERANGKAT:

Surabaya (SUB) Ke Jakarta, Soekarno Hatta (CGK)
1 Oct 19 / Penerbangan QG 715
keberangkatan dari Surabaya (SUB) Jam 10:35
Kedatangan di Jakarta, Soekarno Hatta (CGK) Jam 12:00

LAYANAN ISTIMEWA

No Special Services Purchased

DETIL PEMBAYARAN

Tipe Pembayaran:

AG

Jumlah yang telah dibayar

Jumlah yang harus dibayar

Agen kredit

Rp.1,285,100

Rp.1,285,100

Rp.0

Detail Pemesanan



CODE BOOKING
6K42MXT

TANGGAL BOOKING : 30 September 2019 10:52
 NAMA : ABD MUHITH
 TELEPON : 082333356264
 ISSUED BY : yayuk yulianti

Detail Perjalanan

TANGGAL	KERETA	KELAS	BARI	TUJUAN
01 October 2019	RANGGAJATI (101)	Eksekutif / H	Jember, Jember (JR) 05:00 01 October 2019	Sidoarjo, Sidoarjo (SDA) 08:19 01 October 2019

Detail Penumpang

NAMA PENUMPANG	KTP/SIM/Passport	JENIS PENUMPANG	TEMPAT DUDUK
ABD MUHITH	3511091610720003	Dewasa	EKS-1,6C

Tiket Penumpang	270,000
Discount Channel	0
Convenience Fee	7,500
Total Harga	277,500

- Ini bukan tiket resmi dari PT KAL. Gunakan e-tiket ini untuk mencetak boarding pass di check-in counter di stasiun keberangkatan, mulai dari 7x24 jam sebelum keberangkatan.
- Untuk boarding, pastikan Anda membawa tanda pengenal resmi asli sesuai yang digunakan pada saat pemesanan.
- Mohon tiba di stasiun setidaknya 60 menit sebelum keberangkatan.
- Ketentuan bagasi
 1. Setiap penumpang diperbolehkan membawa agasi ke dalam Kereta Api dengan berat maksimum untuk tiap penumpang 20 kg dan dengan volume maksimum 100 dm³ (dengan dimensi maksimal 70 cm x 48 cm x 30 cm), serta sebanyak-banyaknya terdiri dari 4 koli (item bagasi) tanpa dikenakan bea tambahan.
 2. Bagasi yang melebihi berat dan/atau ukuran sebagaimana dimaksud di atas sampai dengan setinggi-tingginya 40 kg atau dengan volume 200 dm³ (dengan dimensi maksimal 70 cm x 48 cm x 60 cm), diperbolehkan dibawa kedalam kereta penumpang dengan dikenakan bea kelebihan bagasi atau membeli tempat duduk ekstra.
 3. Tarif atas kelebihan berat bagasi sebagai berikut :
 1. Kereta Api kelas Eksekutif Rp 10.000,-/kg;
 2. Kereta Api kelas Bisnis Rp 6.000,-/kg;
 3. Kereta Api kelas Ekonomi Rp 2.000,-/kg.
 4. Pembayaran bagasi dilakukan di stasiun.
 4. Bagasi yang melebihi berat dan/atau ukuran sebagaimana dimaksud angka 2 tidak diperbolehkan dibawa ke dalam kabin Kereta kecuali :
 1. Sepeda lipat atau sepeda biasa yang dikemas sedemikian rupa dalam keadaan komponen-komponennya tidak dirakit menjadi sepeda utuh;
 2. Kursi roda manual, kereta bayi, tongkat alat bantu jalan.
 5. Khusus peralatan olahraga, peralatan musik dan peralatan elektronik tertentu yang dianggap pantas dibawa ke dalam kereta dengan ukuran melebihi ketentuan sebagaimana angka 2, dapat dibawa ke dalam kereta dengan membeli tempat duduk tambahan untuk menyimpan barang dimaksud dengan jumlah tempat duduk disesuaikan. Dalam hal tidak tersedia tempat duduk tambahan, maka barang tidak diperbolehkan dibawa ke dalam kabin Kereta. Pada saat reservasi tiket tambahan untuk bagasi, kolom nama diisi nama penumpang dan pada kolom identitas ditulis bagasi1 untuk kursi pertama, bagasi2 untuk kursi kedua dan seterusnya.
 6. Bagasi ditempatkan pada rak bagasi di atas tempat duduk penumpang atau ditempatkan di tempat lain sedemikian rupa sehingga tidak mengganggu atau membahayakan penumpang lain dan tidak akan menimbulkan kerusakan pada Kereta.
 7. Perusahaan tidak bertanggung jawab terhadap kerusakan dan/atau kehilangan bagasi penumpang. Setiap penumpang wajib menjaga bagasi yang dibawanya.
 8. Kerusakan pada kereta yang diakibatkan oleh bagasi penumpang menjadi tanggung jawab penumpang dan diwajibkan membayar ganti rugi sebesar kerugian nyata atas kerusakan dimaksud.
 9. Barang-barang yang tidak diperbolehkan dibawa sebagai bagasi, meliputi:
 1. Binatang;
 2. Narkotika Psikotropika dan zat adiktif lainnya;

PEMBAYARAN TIKET.COM VIA FASPAY
TOKO JL. KOPI (SAT)
02-OCT-2019 12:35:56

KODE PEMBAYARAN : 3225870703115714
NAMA KONSUMEN : ADD MUHITH
MERCHANT : TIKET.COM
NOMOR BILL : 88301523
NOMOR REFERENSI : T4ekyb51ute8cx0RjpM0

HARGA : Rp. 1,003,100
CUSTOMER FEE : Rp. 0
TOTAL : Rp. 1,003,100

--- DETAIL CARA PEMBAYARAN ---

TOTAL TAGIHAN : Rp.1,003,100
TOTAL DISKON : Rp.0
SETELAH DISKON : Rp.1,003,100

TUNAI : Rp.1,003,100
NON TUNAI/KARTU : Rp.0
VOUCHER : Rp.0

Powered by faspay.co.id - Connecting
Payment

.i. TERIMA KASIH .i.

Konsep

No. Kamar : 101
Nama Kamar : D. AED. MANTING. R. M. P. 1
Kend. No : 19652

Weight Room

Katering

Service Charge

Tax

Discount

Total. Fasilitas

214.000

31.430

21.430

260.000

Jakarta, 01 JUNE 2019

Handwritten signature

U No. 09062



Purni Melati HOTEL

Jl. Tiang Bendera 1 No. 67
Jakarta Barat 11230.
Telp. : 021 691 0707, 691 0708
Fax. : 021 691 9082

KAWAS

No. Kamar : 101

Waktu Tamu : Dr. ABD. MUNITIS, Ag, M.Fd. I

Check In : 12:23

Harga Kamar

214,976

Extra

24,489

Service Charge

23,656

Yan

Discount

269,000

Total Pembayaran

September 2012

Assist.

[Handwritten Signature]

UNo. 09084



Purni Melati
HOTEL


Jl. Tiang Bendera 1 No. 67

Jakarta Barat 11230.

Telp. : 021 691 0707, 691 0708

Fax. : 021 691 9082

**DAFTAR PENERIMA UANG HARIAN
 SEMINAR/ DISEMINASI AICIS
 DEVELOPING MODEL OF READING LITERCY LEARNING
 AT STATE ISLAMIC ELEMNETARY SCHOOL III BONDOWOSO INDONESIA
 AND KEBANGSAAN BUKIT ROKAN UTARA SCHOOL, GEMENCHEH, NEGERI SEMBILAN, MALAYSIA**


NO	NAMA	Hari	Uang Harian 530.000	Jumlah Diterima	TANDA TANGAN
1	Dr. H. Abd. Muhith, S.Ag., M.Pd.I	3	1.590.000	1.590.000	1 
Jumlah				1.590.000	

Jember, 5 Oktober 2019
 Ketua Tim Penelitian,



Dr. H. Abd. Muhith, S.Ag., M.Pd.I

**DAFTAR PENERIMA HONORARIUM PENERJEMAH DAN PENGETIKAN KE BAHASA ASING
ARTIKEL PENELITIAN
DEVELOPING MODEL OF READING LITERCY LEARNING
AT STATE ISLAMIC ELEMNETARY SCHOOL III BONDOWOSO INDONESIA
AND KEBANGSAAN BUKIT ROKAN UTARA SCHOOL, GEMENCHEH, NEGERI SEMBILAN, MALAYSIA**

NO	NAMA PENERJEMAH	Hal	HONOR 75.000	GOL	PPH		Jumlah Diterima	TANDA TANGAN
1	Dimas Damar Septiadi, M.Pd	30	2.250.000	III	5%	112.500	2.137.500	1 
Jumlah							2.137.500	

Jember, 5 Oktober 2019
Ketua Tim Penelitian,


Dr. H. Abd. Muhith, S.Ag., M.Pd.I



BANK RAKYAT	BUKTI PENERIMAAN NEGARA	KEMENTERIAN	UM. 02
PT. BANK RAKYAT INDONESIA (Persero) Tbk	KEUANGAN	KEUANGAN	

Data Pembayaran:
 Tanggal Jam Bayar : 28/11/2019 11:59:54 NFB : 191126337716
 Tanggal Buku : 28/11/2019 NOMOR BUKU BESAR : 3D7C34EKRCJ4V5G6
 Kode Cab. Bank : 2203 STAN : 202641

TANDA SETORAN

Date Setoran	URAIAN	JUM
Kode Billing	: 019112209757446	
NPWP	: 24.135.773.0-668.000	
Nama Wajib Pajak	: ABD MUHITH	
Alamat	: DUSUN PASAR, BONDOWOSO	
Nomor Objek Pajak	:	
Akun	: 411121	
Jenis Setoran	: 100	
Masa Pajak	: 10102019	
No. Ketetapan	: 000000000000000	
Jumlah Setoran	: Rp. 112.500.00	

J U M L A H Rp.

TERBILANG :

Jumlah mana kami telah tag dalam rekening sumber
 MATA UANG : IDR 112.500.00 IDR
 SERATUS DUA BELAS RIBU LIMA RATUS RUPIAH



Penyetoran selain dengan uang tunai, dikreditkan dengan syarat, bahwa dari surat-surat yang diserahkan akan diterima pembayarannya.

Materai

This is a computer generated message and requires no signature
Informasi ini hasil cetakan komputer dan tidak memerlukan tanda tangan

SETORAN DIANGGAP SAHA BILA ADA TANDA METERAI VALUASI TELLER
 Validasi Bank
 24.135773.0.668.000 ABD MUHITH 000411121 1001010201900 112500.00 28112019 28112019
 3D7C34EKRCJ4V5G6 191126337716 202641 139

DAFTAR PENERIMA HONORARIUM PEER REVIEWER
ARTIKEL PENELITIAN
DEVELOPING MODEL OF READING LITERCY LEARNING
AT STATE ISLAMIC ELEMNETARY SCHOOL III BONDOWOSO INDONESIA
AND KEBANGSAAN BUKIT ROKAN UTARA SCHOOL, GEMENCHEH, NEGERI SEMBILAN, MALAYSIA

NO	NAMA PEER REVIEWER	Keg	HONOR 500.000	GOL	PPH		Jumlah Diterima	TANDA TANGAN
1	Prof. Andy S, Ph.D	2	1.000.000	IV	15%	150.000	850.000	1 
2	Dr. Ali Hasan Siswanto	2	1.000.000	IV	5%	50.000	950.000	2 
Jumlah							950.000	

Jember, 5 Oktober 2019

Ketua Tim Penelitian,



Dr. H. Abd. Muhith, S.Ag., M.Pd.I



PT. BANK RAKYAT INDONESIA (Persero) Tbk.

BANK RAKYAT
INDONESIA

BUKTI PENERIMAAN NEGARA

KEMENTERIAN

PENERIMAAN PAJAK

KEUANGAN

UM. 02

Data Pembayaran:

Tanggal Jam Bayar : 28/11/2019 12:01:09 NTB

: 191128337849

Tanggal Buku : 28/11/2019

NTPN
NOMOR BUKU BESAR
STAN

: 2B5530SUS28JI76U

Kode Cab. Bank : 2203

: 202826

TANDA SETORAN

Data Setoran:

Kode Billing : 019112309988574

NPWP : 24.135.773.0-656 000

Nama Wajib Pajak : ABD MUHITH

Alamat : DUSUN PASAR, BONDOWOSO

Nomor Objek Pajak :

Akun : 411121

Jenis Setoran : 100

Masa Pajak : 10102019

No Ketetapan : 000000000000000

Jumlah Setoran : Rp. 200,000.00

Terbilang : DUA RATUS RIBU RUPIAH

TERBILANG :

J U M L A H Rp.

Mata Uang : IDR

Jumlah mana kami bukukan dalam rekening saudara

PT. BANK RAKYAT INDONESIA (Persero) Tbk.

Penyetoran selain dengan uang tunai, dikreditkan dengan syarat, bahwa dari surat-surat yang diserahkan akan diterima pembayarannya.


Materai

This is a computer generated message and requires no signature
Informasi ini hasil cetakan komputer dan tidak memerlukan tanda tangan

Validasi Bank

SETORAN DIANGKUT 24.135773.0-656-000 ABD MUHITH 00041121 1001010201900 200000.00 28112019 28112019 2B5530SUS28JI76U 191128337849 202826 139

DAFTAR PENERIMA HONORARIUM PENERJEMAH DAN PENGETIKAN KE BAHASA ASING
LAPORAN PENELITIAN
DEVELOPING MODEL OF READING LITERCY LEARNING
AT STATE ISLAMIC ELEMNETARY SCHOOL III BONDOWOSO INDONESIA
AND KEBANGSAAN BUKIT ROKAN UTARA SCHOOL, GEMENCHEH, NEGERI SEMBILAN, MALAYSIA

NO	NAMA PENERJEMAH	Hal	HONOR 75.000	GOL	PPH		Jumlah Diterima	TANDA TANGAN
1	Dimas Danar Septiadi, M.Pd	200	15.000.000	III	5%	750.000	14.250.000	1 
Jumlah							14.250.000	

Jember, 5 Oktober 2019

Ketua Tim Penelitian,


Dr. H. Abd. Muhith, S.Ag., M.Pd.I



PT. BANK RAKYAT INDONESIA (Persero) Tbk

BANK RAKYAT
INDONESIA

BUKTI PENERIMAAN NEGARA
PENERIMAAN PAJAK

KEMENTERIAN
KEUANGAN

UM. 02

Data Pembayaran:

Tanggal Jam Bayar : 28/11/2019 12:02:10 NTB

Tanggal Buku : 28/11/2019

Kode Cab. Bank : 2203

NOMOR REKUNING
NTPN : 681E0317B10PB
STAN

: 191128337962

: 681E0317B10PB

: 202989

032901003434307 REK PERSEPSI
NTPN : 681E0317B10PB BTC

2203 2203051

TANDA SETORAN

Data Setoran:

Kode Billing : 019112310583212

NPWP : 24.135.773.0-656 000

Nama Wajib Pajak : ABD MUHITH

Alamat : DUSUN PASAR, BONDOWOSO

Nomor Objek Pajak :

Akun : 411121

Jenis Setoran : 100

Masa Pajak : 10102019

Nc Ketetapan : 0000000000000000

Jumlah Setoran : Rp. 750,000.00

Terbilang : TUJUH RATUS LIMA PULUH RIBU RUPIAH

Mata Uang : IDR

TERBILANG :

URAIAN

JUM

JUMLAH Rp.

8736 4000029 28112019 120210
CASH
IDR 750,000.00 DR
IDR 750,000.00 Cr

Jumlah mana kami bukukan dalam rekening saudara

PT. BANK RAKYAT INDONESIA (Persero) Tbk

Penyetoran selain dengan uang tunai, dikreditkan dengan syarat, bahwa dari surat-surat yang diserahkan akan diterima pembayarannya.

Materal

This is a computer generated message and requires no signature
Informasi ini hasil cetakan komputer dan tidak memerlukan tanda tangan


SETORAN DIANGGAP SAH APABILA ADA TAPAK MESIN VALIDASI TELLER

HA



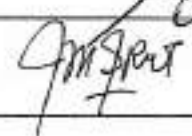
**DAFTAR PENERIMA UANG HARIAN
PENYUSUNAN LAPORAN AKHIR
DEVELOPING MODEL OF READING LITERCY LEARNING
AT STATE ISLAMIC ELEMNETARY SCHOOL III BONDOWOSO INDONESIA
D KEBANGSAAN BUKIT ROKAN UTARA SCHOOL, GEMENCHEH, NEGERI SEMBILAN, MALAY!**

NO	NAMA NARASUMBER	Hari	Uang Harian 300.000	Jumlah Diterima	TANDA TANGAN
1	Abd. Muhith	7	2.100.000	2.100.000	1 
2	Saihan	7	2.100.000	2.100.000	2 
3	Umi Farihah	7	2.100.000	2.100.000	3 
Jumlah				6.300.000	

Jember, 5 Oktober 2019
Ketua Tim Penelitian,


Dr. H. Abd. Muhith, S.Ag., M.Pd.I

**DAFTAR PENERIMA UANG TRANSPORT
PENYUSUNAN LAPORAN AKHIR
DEVELOPING MODEL OF READING LITERCY LEARNING
AT STATE ISLAMIC ELEMNETARY SCHOOL III BONDOWOSO INDONESIA
AND KEBANGSAAN BUKIT ROKAN UTARA SCHOOL, GEMENCHEH, NEGERI SEMBILAN, MALAYSIA**

NO	NAMA NARASUMBER	Hari	Uang Transport 100.000	Jumlah Diterima	TANDA TANGAN
1	Abd. Muhith	7	700.000	700.000	1 
2	Saihan	7	700.000	700.000	2 
3	Umi Farihah	7	700.000	700.000	3 
Jumlah				2.100.000	

Jember, 5 Oktober 2019
Ketua Tim Penelitian,


Dr. H. Abd. Muhith, S.Ag., M.Pd.I



Data Pembayaran:

Tanggal Jam Bayar : 28/11/2019 12:02:44 NTB : 191128338024
 Tanggal Buku : 28/11/2019 NTPN : F18CE67FR1NUJHJ8
 Kode Cab. Bank : 2203 STAN : 203074

TANDA SETORAN

Data Setoran:

Kode Billing : 019112310687331
 NPWP : 24.135.773.0-658 000
 Nama Wajib Pajak : ABD MUHITH
 Alamat : DUSUN PASAR, BONDOWOSO
 Nomor Objek Pajak :
 Akun : 411122
 Jenis Setoran : 900
 Masa Pajak : 10102019
 No Ketetapan : 000000000000000

JUM

2203 2203051
 032901003834307 REK PERSEPSI
 NTPN : F18CE67FR1NUJHJ8
 8738 4000031 28112019 120244
 CASH
 IDR 181,818.00 Dr

J U M L A H Rp.

Jumlah Setoran : Rp. 181,818.00

Mata Uang : IDR

TERBILANG :

Terbilang

Jumlah mana kami dapatkan dalam rekening

SERATUS DELAPAN PULUH SATU RIBU DELAPAN RATUS DELAPAN BELAS RUPIAH

IDR 181,818.00 Dr
 IDR 181,818.00 Cr

Penyetoran selain dengan uang tunai, dikreditkan dengan syarat, bahwa dari surat-surat yang diserahkan akan diterima pembayarannya.

Materai

*This is a computer generated message and requires no signature
 Informasi ini hasil cetakan komputer dan tidak memerlukan tanda tangan*

SETORAN DIANGGAP SAH APABILA ADA TAPAK MESIN VALIDASI TELLER

PT. X
JL. X

Kota : SUKABUMAH 0114 1907-1-2019

QTY	Nama Barang	Hrg.Sat	Total
1	TD VIRAG QUICK CHARGER 2.0	75,000	75,000
1	POWER BANK VIRAG V2B-A100 10000MAH 3.0A	340,000	340,000
Total Item : 2			
Subtotal :			415,000
Total Disc 0% :			0
Total Bayar :			415,000
Biaya/Charge :			0
Potongan :			0
Klein :			0
Voucher :			0
Dibayar :			400,000
Kembalian :			15,000

Tgl : 27/07/2019 Jam : 20:50
Cust : JEMSER
Nama Kasir : TOOTAN/JEMBERVABOO
Nama Pelayan :

05-Aug-19 3:24 PM Sales Receipt #305527
Kasir: sheilia / sri
BITCOM PB Sudirman 58 Jember Tlp 481822

Unit	Harga	Jumlah
1	Rp195.00	Rp195.00
32	A CART CA 810 Cart CA PG 810 BL	
1	Rp245.00	Rp245.00
28	A CART CA 811 Cart CA CL 811 CLR	
1	Rp0.70	Rp0.70
708	EDC Mandiri Fee Card Mandiri	

RECEIPT TOTAL: Rp440.70
Debit Card: Rp440.70

Total Rupiah: 788-700

Pelanggan setia, Terima Kasih
Barang yang dibeli tidak dapat kembali / tukar
Tidak bertanggung jawab atas software di komputer
pelanggan. Garansi tidak berlaku jika Segel rusak/
Cacat Fisik/ Karat / salah pemakaian
Belanja online di www.bitcomonline.com

Garansi Service :

Aesoris Test :

Aesoris & Adaptor Tidak Ada Garansi

PT. GRAMEDIA ASRI MEDIA
JL. GAJAH MADA 109 JAKARTA
NPWP/PKP : 01.305.681.7-092.000
TGL. PENBUKHLAN : 02-04-2012

GS ROXY JEMBER
7/27/2019 21:06 RISKI DWI OKTAVI
Recpt. No.: 82118-011017682
** SALE **

207918713 MEMORY CARD TOSHIBA MIC
1 x56,000 = 56,000
003154

Sub Total Rp 56,000
Net Total Rp 56,000
CASH Rp 100,000
Change back (CASH) Rp 44,000

BYP : 56,000 DISC : 0
DPP : 50,910 PPN : 5,090
BEBAS PPN : 0

Beli Buku, Click
www.gramedia.com
TERIMA KASIH

RESEACRH DOCUMENTATION


- ❖ GATHERING DATA FROM MIN III LOMBOK KULON BONDOWOSO EAST JAVA INDONESIA



INTERVIEW WITH TEACHERS



❖ GATHERING DATA FROM SEKOLAH NEGERI BUKIT ROKAN UTARA MALAYSIA





RESEARCH MEETING OF THE TEAM





